

# Colorado State University

Zak Gilbert, Director • Danny Mattie, Assistant Director • 970/491-5067 • FAX: 491-1348 • www.CSURAMS.com  
311 McGraw Athletic Center • Fort Collins, CO 80523-0120



## GAME #12



WYOMING (5-6, 2-5) AT COLORADO STATE (2-9, 1-6) • FRI., NOV. 23  
SONNY LUBICK FIELD AT HUGHES STADIUM • FORT COLLINS, COLO.  
12:06 P.M. MST

### GAME AT A GLANCE

#### COACHES

##### Sonny Lubick (Western Montana '60)

Colorado State ..... 15th season, 107-74  
Overall..... 19th season, 128-93  
vs. Wyoming..... 10-4

##### Joe Glenn (South Dakota '71)

Wyoming ..... Fifth season, 26-32  
Overall..... 23rd season, 184-91-1  
vs. Colorado State ..... 2-2

#### SERIES CAPSULE

Overall..... 52-40-5  
In Fort Collins..... 30-20-1  
Series Streak ..... CSU has won six of last eight  
Last Meeting..... Oct. 21, 2006  
Result..... L 24-0  
Attendance..... 23,247

#### RADIO INFORMATION

Outlet ..... Colorado State Sports Netowrk  
Flagship..... KLZ 560 AM, Denver  
Play-by-play..... Rich Bircumshaw  
Analyst ..... Kevin McGlue  
Engineer..... Bob Greenfield

#### TELEVISION INFORMATION

Outlet ..... the mtn.  
Play-by-play..... Tim Neverett  
Analyst ..... Blaine Fowler  
Sideline Reporter ..... Andrea Lloyd  
Producer ..... Doug Marino

#### INTERNET

Gametracker..... www.CSURams.com  
Radio Web cast ..... www.CSURams.com  
(Rams All-Access)

#### 2007 MWC STANDINGS

| Team                       | Conf.      |             | Overall    |             |
|----------------------------|------------|-------------|------------|-------------|
|                            | W-L        | Pct.        | W-L        | Pct.        |
| BYU.....                   | 6-0        | 1.000       | 8-2        | .800        |
| Air Force.....             | 6-2        | .750        | 9-3        | .750        |
| Utah.....                  | 5-2        | .714        | 8-3        | .727        |
| New Mexico.....            | 4-3        | .571        | 7-4        | .636        |
| San Diego State.....       | 3-3        | .500        | 4-6        | .400        |
| TCU.....                   | 3-4        | .429        | 6-5        | .545        |
| Wyoming.....               | 2-5        | .286        | 5-6        | .455        |
| <b>Colorado State.....</b> | <b>1-6</b> | <b>.143</b> | <b>2-9</b> | <b>.182</b> |
| UNLV.....                  | 1-6        | .143        | 2-9        | .182        |

#### FOOTBALL MEDIA CONTACTS

##### Zak Gilbert, Director

Phone ..... 970/491-5067  
E-mail..... zak.gilbert@colostate.edu

##### Danny Mattie, Assistant Director

Phone ..... 970/491-5050  
E-mail..... djmattie@lamar.colostate.edu

##### Justin Roush, Student Assistant

E-mail..... justin.roush@colostate.edu

##### Stuart Buchanan, Student Assistant

E-mail..... stuart@simla.colostate.edu  
FAX..... 970/491-1348



### THIS WEEK'S TELEVISION COVERAGE

- This week's game will be shown to a regional cable audience on the mtn.
- On Comcast Cable in Fort Collins, the game is available on Channel 411 to customers subscribing to any level above standard service.
- For future broadcasts, a complete listing of cable TV and satellite carriers for CSTV, the mtn., and Versus, are listed at [www.themtn.tv](http://www.themtn.tv) or [www.themwc.com](http://www.themwc.com).

### 2007 COLORADO STATE FOOTBALL SCHEDULE/RESULTS

| Date | Day  | Opponent          | Site                | Time/Result   | T.V.     | Series  | Atten. | Notes   |
|------|------|-------------------|---------------------|---------------|----------|---------|--------|---|
| S 1  | Sat. | Colorado          | Denver, Colo.       | L, 28-31 (OT) | FSN      | 19-58-2 | 68,133 | Hanie throws three TDs to Sperry in loss        |
| S 8  | Sat. | Cal+              | Fort Collins, Colo. | L, 28-34      | CSTV     | 1-2-0   | 27,805 | Rams 14-point, fourth-quarter rally falls short |
| S 15 | Sat. | Open Date         |                     |               |          |         |        |   |
| S 22 | Sat. | at Houston        | Houston, Texas      | L, 27-38      | CSTV     | 0-3-0   | 22,468 | Rams can't hold 17-3 halftime advantage         |
| S 29 | Sat. | *at TCU           | Fort Worth, Texas   | L, 12-24      | the mtn. | 1-4-0   | 32,807 | CSU outscores TCU 9-7 in second half            |
| O 6  | Sat. | *San Diego State% | Fort Collins, Colo. | L, 20-24      | the mtn. | 12-15-0 | 27,930 | SDSU scores TD in last two minutes              |
| O 13 | Sat. | *Air Force^       | Fort Collins, Colo. | L, 21-45      | the mtn. | 19-26-1 | 25,150 | Gartrell Johnson 143 rushing yards in loss      |
| O 20 | Sat. | *at UNLV          | Las Vegas, Nev.     | W, 48-23      | --       | 11-4-1  | 19,266 | Snaps CSU's 13-game losing streak               |
| O 27 | Sat. | *Utah\$           | Fort Collins, Colo. | L, 3-27       | the mtn. | 22-52-2 | 16,718 | Utah leads 20-3 at halftime                     |
| N 3  | Sat. | *at BYU           | Provo, Utah         | L, 16-35      | the mtn. | 27-36-3 | 64,441 | Bronco Mendenhall 3-0 vs. CSU                   |
| N 10 | Sat. | *at New Mexico    | Albuquerque, N.M.   | L, 23-26      | the mtn. | 31-24-0 | 27,031 | UNM wins on last-play FG second consec. yr.     |
| N 17 | Sat. | Georgia Southern# | Fort Collins, Colo. | W, 42-34      | --       | 1-0-0   | 14,332 | Rams score TDs on six straight drives           |
| N 23 | Fri. | *Wyoming          | Fort Collins, Colo. | 12 noon MT    | the mtn. | 53-40-5 | --     | Wyoming claims Bronze Boot in 2006              |

\*Denotes MWC Games. +Ag Day. %Homecoming/Family Weekend. ^Hall of Fame/Spirit of America Game. \$1870 Weekend. #Band Day.

## MWC TELECONFERENCE

The Mountain West Conference will conduct coaches teleconferences during the 2007 season. The teleconferences will be on Tuesdays from Aug. 28 - Nov. 20. Audio clips from each head coach and Commissioner Thompson will be available each Tuesday by 3:30 p.m. MT at [www.TheMWC.com](http://www.TheMWC.com). **Call-in: 1-866/316-1365.**

| Mtn. Time         | Call Schedule                     |
|-------------------|-----------------------------------|
| 10 a.m.           | Moderator opens call              |
| 10:02 a.m.        | Kyle Whittingham — Utah           |
| 10:12 a.m.        | Troy Calhoun — Air Force          |
| 10:22 a.m.        | Chuck Long — San Diego State      |
| 10:32 a.m.        | Mike Sanford — UNLV               |
| 10:42 a.m.        | Gary Patterson — TCU              |
| 10:52 a.m.        | Rocky Long — New Mexico           |
| <b>11:02 a.m.</b> | <b>Sonny Lubick — Colo. State</b> |
| 11:12 a.m.        | Bronco Mendenhall — BYU           |
| 11:22 a.m.        | Joe Glenn — Wyoming               |
| 11:32 a.m.        | Craig Thompson — MWC              |

## SATELLITE FEED

From Sept. 5-Nov. 28, the MWC will provide a weekly satellite feed of highlights and interviews from each of the nine member institutions. The feed is contracted through Lanier Korsmeyer of Link Up Communications (414/453-8785, or 414/617-8785).

Time: 3:00 - 3:30 p.m. MT  
Coordinates: Galaxy 11 - K13 - KU Analog;  
Downlink 11960 Horizontal

## COLLEGE PRESS BOX.COM

CollegePressBox.com is the official media website for Mountain West Conference football. Access and download weekly game notes, statistics, media guides and more for the conference and each of its nine member schools throughout the season. Login information will be distributed by the conference office to accredited media or you can apply for a password by sending an e-mail to [password@collegepressbox.com](mailto:password@collegepressbox.com).

## THE SONNY LUBICK SHOW

The Sonny Lubick Show with the head coach of the Rams and host Susie Wargin airs each Sunday evening at 11:05 p.m. throughout the season on 9News-KUSA. The coach of the Rams and Wargin will review previous game action and provide insight on the upcoming opponent each week. The show re-airs on Fox Sports Net in the Rocky Mountain region at 2:30 p.m. MT each Wednesday.



## RAMS HOTELS

- **Hilton of Fort Collins;** 425 W. Prospect Road; Fort Collins, CO 80525; 970/482-2626.

## BROADCAST PARTNERS

In the fall of 2006, CSTV Networks and the Mountain West Conference kicked off an unprecedented 14-year relationship to offer the most in-depth coverage ever, centered around one Division I-A conference. The centerpiece of this historic relationship is the launch of The mtn. ("the mountain")—MountainWest Sports Network, the first-ever super regional sports network, serving the Mountain West Conference 24 hours a day, seven days a week. In addition to football, The mtn. will feature coverage of every Mountain West Conference sport, including men's and women's basketball, women's volleyball, soccer, softball, baseball and much more.

POWERED BY



MountainWest Sports Network

## COORS LIGHT RADIO SHOW

The Coors Light Sonny Lubick Show airs each Wednesday during the season, offering insight and information on the Rams with the head coach, and play-by-play announcer Rich Bircumshaw. The show originates from The Stonehouse Grille, 125 S. College in Fort Collins, each Wednesday from 7-8 p.m. Fans can attend the show live or call in with questions by dialing 1-866/888-5449. The show airs live on the Colorado State Sports Network. Remaining show dates include:

- Nov.\*20

\*Tuesday show due to Friday game.

## RAMS RADIO NETWORK

Rams football is broadcast statewide on the Colorado State Sports Network presented by Nelligan Sports Marketing. Rich Bircumshaw has been the play-by-play announcer for the past four seasons and has been a member of the network broadcast team for seven years. Bircumshaw also handles play-by-play coverage for Colorado State's men's basketball team. Pregame coverage begins two hours prior to kickoff; the postgame show lasts one hour. The flagship station is KLZ, 560 AM, in Denver.

## THIS WEEK'S

### MEDIA AVAILABILITY

#### Monday, Nov. 19

- Sonny Lubick news luncheon: 1 p.m., C.B. & Potts Restaurant, 1415 W. Elizabeth, Fort Collins (food served at 12:30 p.m.)
- 3 p.m. practice, Moby fields (shooting allowed for all but 11-on-11 drills); players and coaches available upon request following practice

#### Tuesday, Nov. 20

- MWC Coaches Teleconference: Dial 866/316-1365; Coach Lubick is scheduled at 11:02 a.m. (MT)
- 3 p.m. practice, Moby fields (shooting allowed for all but 11-on-11 drills); players and coaches available upon request following practice

#### Wednesday, Nov. 21

- 10:30 a.m. practice, Moby fields (shooting allowed for all but 11-on-11 drills); players and coaches available upon request following practice

#### Thursday, Nov. 22 (Thanksgiving)

- No availability

## MEDIA GUIDELINES

- **All interviews, including those related to late-breaking news,** with any member of the football program, including the coaching staff and student-athletes, must be coordinated through the media relations staff. The department takes these matters very seriously and violations will result in immediate revocation of credentials.
- Home and/or cell phone numbers will not be provided to the media. Media are asked not to request an individual's personal contact information, including e-mail, but rather to contact media relations. Media are restricted from using public directories to contact and interview coaches and/or student-athletes.
- On-site interviews must take place at the conclusion of practice near the locker room entrance to Moby Arena.
- Interviews with student-athletes are not permitted on the practice fields, in the locker room, or training room.
- Interviews with student-athletes are not permitted the day of a game.
- Telephone interviews with a member of the coaching staff should be arranged at least 24 hours in advance of the requested session.
- Coach Lubick is available for interviews each Tuesday, Wednesday and Thursday from 11-11:30 a.m. All requests should be forwarded to media relations director Zak Gilbert at least 24 hours in advance.

## POSTGAME PROCEDURES

- All players must report immediately to the locker room area before conducting interviews of any kind.
- Coach Sonny Lubick will meet with the media in a designated interview area at the conclusion of a 10-minute cooling period. When his remarks have concluded, he will then appear on a live network radio show, and the team locker room is open to the media.

## RAMS QUICKFACTS

### Colorado State University

Location.....Fort Collins, CO 80523  
 Enrollment.....24,983  
 Nickname, Colors..... Rams, Forest Green & Gold  
 Stadium.....Sonny Lubick Field at Hughes Stadium  
 Capacity.....34,400  
 Conference .....Mountain West  
 President..... Dr. Larry E. Penley  
 Director of Athletics.....Paul Kowalczyk

### Media Relations

Director/Football Contact..... Zak Gilbert  
 Office phone .....970/491-5067  
 E-mail..... zak.gilbert@colostate.edu  
 Secondary Football Contact..... Danny Mattie  
 Office Phone.....970/491-5050  
 FAX..... 491-1348  
 Press Box Phone ..... 970/491-8100, 8111  
 Web site..... CSURAMS.com

### Football Staff

Head Coach.....Sonny Lubick (W. Montana '60)  
 Colorado State Record..... 107-74 (15th season)  
 Career Record ..... 128-93 (19th season)  
 Office Phone.....970/491-6131  
 Op. Director ..... Tom Ehlers (Colorado State '85)  
 Special Teams.....Dave Arnold (Drake '67)  
 RBs.....Mick Delaney (Western Montana '64)  
 Offensive Line.....Darrell Funk (Colorado State '88)  
 Co-offensive coordinator/QBs  
 ..... Dan Hammerschmidt (Colo. State '87)  
 Co-offensive coordinator/TEs  
 .....Dave Lay (San Diego State '65)  
 Wide Receivers... Marc Lubick (Colorado State '01)  
 Def. Coor./LB's..... Steve Stanard (Nebraska '89)  
 Defensive Backs..... James Ward (Puget Sound '96)  
 Defensive Line.....Jesse Williams (Sonoma State '99)  
 Offensive Formation .....Multiple  
 Defensive Formation.....4-3

### 2007 Team Information

2006 Record/MWC.....4-8/1-7 (T8th)  
 2006 Total Lettermen ..... 58  
 2007 Lettermen Returning/Lost.....47/11  
 2007 Starters Returning (O/D/S) ..... 20 (9/9/2)  
 2006 Starters Lost (O/D/S)..... 5 (3/2/0)

### General Information

First Year of Football..... 1893  
 All-Time Record.....467-505-33  
 Conference Championships..... 15  
 Last Championship ..... 2002, Mountain West  
 Bowl Appearances .....9  
 First Appearance..... 1949  
 Bowl..... Raisin Bowl (Fresno, Calif.)  
 Result..... Occidental 21, Colorado A&M 20  
 Last Appearance ..... 2005  
 Bowl..... Poinsettia Bowl (San Diego, Calif.)  
 Result..... Navy 51, Colorado State 30

## THIS WEEK'S OPPONENT -- WYOMING

Forget about the Rams' early season struggles. There'll still be plenty on the line when Colorado State and Wyoming renew one of the fiercest rivalries in college football. For starters, CSU with a win can leap-frog Wyoming into seventh place in the final 2007 Mountain West standings. It's also the final home game for 21 Colorado State seniors, one of the largest senior classes in Sonny Lubick's tenure.

## THE BRONZE BOOT

The Bronze Boot symbolizes Colorado State's series with Wyoming. It was established in 1968 by ROTC detachments at both schools. It is a bronzed combat boot originally worn in Vietnam by Dan Romero, a graduate of Colorado State. Since its inception, Wyoming has a 19-15 advantage in Bronze Boot games.

## WYOMING'S LAST TRIP TO HUGHES STADIUM

Colorado State quarterback Justin Holland threw for a career-high 419 yards and the Rams forced five turnovers as CSU went on to defeat Wyoming, 39-31, in front of 32,801 fans in Fort Collins, Oct. 22, 2005.

The Cowboys jumped out to a quick 10-0 lead on a 16-yard touchdown pass from wide receiver Jovon Bouknight to Jason Wallace and a 21-yard field goal by kicker Deric Yaussi in the first quarter.

CSU responded in the second with a Kevin Mark 34-yard field goal followed by a 27-yard interception return for a score by cornerback Darryl Williams to knot the game at 10-10. Bouknight struck again with a 63-yard catch-and-run for a touchdown and a 16-yard reception late in the half to give the Cowboys a 24-13 lead with :44 to go in the half.

CSU fought back into the game when Holland found wide receiver Luke Roberts for a 50-yard touchdown to pull CSU within four at the halftime break, 24-20.

Colorado State's defense stood tall in the second half shutting down Wyoming in the third quarter while H-back Kory Sperry found the end zone for the first time on a 5-yard pass from Holland to give the Rams their first lead of the game, 26-20.

In the fourth quarter, CSU's David Anderson caught an 82-yard pass to put the Rams ahead 33-24 with 13:06 left on the clock.

Wyoming struck back on the ensuing drive, scoring on a six-play, 74-yard series capped by a 22-yard pass from Corey Bramlet to Bouknight, making the score 33-31 with 10:35 to go.

CSU's offense was not done, however, when the Rams went 92 yards on six plays, ending with a highlight-reel catch by Sperry off a deflection for a 31-yard score. After a missed PAT, CSU led by eight, 39-31 but held the Cowboy defense on the final drive to allow the clock to expire.

For CSU, Holland was 20-of-37 for 419 yards and a career-best four touchdowns. Anderson had six catches for 169 yards and a score. On the ground, Kyle Bell tallied 123 yards on 35 carries.

## LAST MEETING

Oct. 21, 2006

Jonah Field at War Memorial Stadium

Laramie, Wyo.

|                |   |   |    |   |    |    |
|----------------|---|---|----|---|----|----|
| Colorado State | 0 | 0 | 0  | 0 | -- | 0  |
| Wyoming        | 0 | 3 | 14 | 7 | -- | 24 |

LARAMIE, Wyo. - Wynel Seldon rushed for 112 yards as Wyoming beat Colorado State 24-0 on Saturday, the first time the Cowboys shut out the Rams in the Border War rivalry since 1959.

The teams fought to a near-stalemate in the first half - Aric Goodman's 34-yard field goal in the second quarter was the only score before halftime - before Wyoming went up 17-0 with back-to-back touchdowns in the third quarter.

Wyoming (4-4, 3-1 Mountain West Conference) made it 10-0 when freshman Karasten Sween passed 34 yards to a wide-open Derrick Levy, who jogged in the last 10 yards for his first career touchdown.

On the Cowboys' next possession, Sween found Michael Ford with a 26-yard touchdown pass on fourth down.

In the fourth quarter, Wyoming recovered a fumble by Rams quarterback Caleb Hanie on Colorado State's 42-yard line. Three plays later, Joseph Harris ran in from 25 yards out for the final score.

With about a minute left, Luke Chase intercepted Hanie on the Rams' 28 to end the game.

The teams had the top defenses in the conference going into the game. Wyoming held Colorado State (4-3, 1-2) to 217 yards passing and 42 yards rushing; the Rams held the Cowboys to 152 yards passing and 166 yards rushing.

The game remained scoreless through the first nine possessions until Goodman's field goal midway through the second quarter.

### SCORING SUMMARY

2nd - Wyo - Goodman 34 field goal; 6:08  
 3rd - Wyo - Levy 44 pass from Sween (Goodman kick); 7:56  
 Wyo - Ford 26 pass from Sween (Scott kick); 3:22  
 4th - Wyo - Harris 25 run (Scott kick); 9:40

| TEAM STATS              | CSU     | WYO     |
|-------------------------|---------|---------|
| First Downs             | 12      | 15      |
| Rushes-Yards            | 22-42   | 39-166  |
| Passing Yards           | 217     | 152     |
| Passes (A-C-I)          | 45-23-2 | 22-10-0 |
| Total Offensive Plays   | 67      | 61      |
| Total Offense           | 259     | 318     |
| Fumbles-Lost            | 1-1     | 1-0     |
| Penalties-Yards         | 7-40    | 7-59    |
| Punts-Average           | 9-43.7  | 8-42.4  |
| Time of Possession      | 31:34   | 28:26   |
| Third-Down Conversions  | 5-18    | 2-13    |
| Fourth-Down Conversions | 0-1     | 1-1     |
| Sacks By-Yards          | 3-19    | 2-18    |

## COLORADO STATE LEADERS

| RUSHING.....   | Att | Gain | Lost | Net | TD | Lg |
|----------------|-----|------|------|-----|----|----|
| Ohaeri .....   | 8   | 33   | 3    | 30  | 0  | 25 |
| Johnson.....   | 9   | 27   | 1    | 26  | 0  | 10 |
| PASSING.....   | Att | Comp | Int  | Yds | TD | Lg |
| Hanie.....     | 45  | 23   | 2    | 217 | 0  | 33 |
| RECEIVING..... | No  | Yds  | TD   | Lg  |    |    |
| J. Walker..... | 6   | 69   | 0    | 27  |    |    |
| Roberts.....   | 3   | 51   | 0    | 33  |    |    |

## WYOMING LEADERS

| RUSHING.....   | Att | Gain | Lost | Net | TD | Lg |
|----------------|-----|------|------|-----|----|----|
| Seldon.....    | 18  | 114  | 2    | 112 | 0  | 22 |
| PASSING.....   | Att | Comp | Int  | Yds | TD | Lg |
| Sween.....     | 22  | 10   | 0    | 152 | 2  | 44 |
| RECEIVING..... | No  | Yds  | TD   | Lg  |    |    |
| Levy.....      | 1   | 44   | 1    | 44  |    |    |

## POSTGAME NOTES FROM GA. SOUTHERN

- Ricky Brewer topped his early career high with 12 tackles. Including his previous best, nine at UNLV (Oct. 20), his top two tackle totals have come in the Rams' two wins.
- Caleb Hanie hasn't thrown an INT in 63 attempts, over his last 11-plus quarters. The streak covers his last 28 attempts at BYU, all 19 at New Mexico and all 16 vs. Georgia Southern.
- Hanie became only the sixth CSU passer to break 6,000 career yards, and surpassed No. 5 Anthony Hill (6,020, 1991-94) on the school's all-time list. Hanie (6,092, 2004-07) in his college swan song this week needs just 78 more to top No. 4 Bradlee Van Pelt (6,169, 2001-03).
- With 37 career TD passes, Hanie needs one to break a three-way tie with Van Pelt and Hill for third on CSU's all-time list. Matt Newton (41, 1998-2000) and Moses Moreno (49, 1994-97) sit atop the chart.
- For the fourth game in his career, Hanie threw for three TDs, his career best. He's done it three times this season (at Colorado Sept. 1, at Houston Sept. 22 and vs. Georgia Southern Nov. 17).
- Jeff Horinek recorded career bests in both total tackles (14) and solo stops (11). His 93 total tackles this season are the most by a Rams player in four years, since Eric Pauly (121), David Vickers (116) and Drew Wood (112) in 2003.
- Steve Juedes also established single-game career bests in both total tackles (eight) and solo stops (five).
- Joey Rucks, a cornerback, registered his seventh tackle for loss to capture the team lead.
- Erik Sandie, who shocked his teammates by shaving his trademark hair prior to the game, matched his single-game career best with four solo tackles, among eight total stops, one tackle for loss and an all-important fumble recovery. The senior donated his hair to Locks of Love, an organization that produces wigs for kids who've lost their hair due to medical conditions.
- Blake Smith also matched his single-game career high with seven solo tackles.
- Jason Smith has connected on all 30 extra-point attempts this season. Jeff Babcock in 2004 also hit on all 30 PAT tries. No other kicker in the school's recorded history has been perfect on more than 30 attempts in a single season.
- Damon Morton leads the MWC in TD receptions.
- The Rams' 507 yards of total offense marked their most since they had 572 in the 2005 Poinsettia Bowl, Dec. 22, 2005, vs. Navy.
- CSU scored on touchdown drives of 97, 90 and 84 yards. Entering the day,

their longest on the year was 86 vs. San Diego State (Oct. 6). The 97-yard drive is one of the longest marches in Rams history, if not the longest.

- The Rams had a 100-yard rusher (Gartrell Johnson) and a 100-yard receiver (Damon Morton) for the fifth time this season. They also did it at Colorado (Kyle Bell, Kory Sperry), vs. Cal (Bell, Damon Morton), at UNLV (Johnson, Morton) and at New Mexico (Johnson, Johnny Walker).

## STARTING QUARTERBACKS

The won-loss breakdown for the Rams' starting quarterbacks since 1993:

| Quarterback             | Seasons       | Starts    | W-L          | Pct.        | Bowl          |
|-------------------------|---------------|-----------|--------------|-------------|---------------|
| <b>Matt Newton</b>      | <b>3</b>      | <b>25</b> | <b>19-6</b>  | <b>.760</b> |               |
|                         | 1998          | 1         | 1-0          | 1.000       | --            |
|                         | 1999          | 12        | 8-4          | .667        | Liberty       |
|                         | 2000          | 12        | 10-2         | .833        | Liberty       |
| <b>Moses Moreno</b>     | <b>3</b>      | <b>30</b> | <b>21-9</b>  | <b>.700</b> |               |
|                         | 1995          | 5         | 3-2          | .600        | Holiday       |
|                         | 1996          | 12        | 7-5          | .583        | --            |
|                         | 1997          | 13        | 11-2         | .846        | Holiday       |
| <b>Anthony Hill</b>     | <b>2</b>      | <b>21</b> | <b>14-7</b>  | <b>.667</b> |               |
|                         | 1993          | 9         | 4-5          | .444        | --            |
|                         | 1994          | 12        | 10-2         | .833        | Holiday       |
| <b>Bradlee Van Pelt</b> | <b>3</b>      | <b>35</b> | <b>23-12</b> | <b>.657</b> |               |
|                         | 2001          | 9         | 6-3          | .667        | New Orleans   |
|                         | 2002          | 14        | 10-4         | .714        | Liberty       |
|                         | 2003          | 12        | 7-5          | .583        | San Francisco |
| <b>Ryan Eslinger</b>    | <b>1998</b>   | <b>11</b> | <b>7-4</b>   | <b>.636</b> | --            |
| <b>Erich Prah</b>       | <b>1993</b>   | <b>2</b>  | <b>1-1</b>   | <b>.500</b> | --            |
| <b>Justin Holland</b>   | <b>3</b>      | <b>19</b> | <b>8-11</b>  | <b>.421</b> | --            |
|                         | 2003          | 1         | 0-1          | .000        | --            |
|                         | 2004          | 6         | 2-4          | .333        | --            |
|                         | 2005          | 11        | 5-5          | .545        | Poinsettia    |
| <b>D.J. Busch</b>       | <b>2001</b>   | <b>3</b>  | <b>1-2</b>   | <b>.333</b> | --            |
| <b>Caleb Hanie</b>      | <b>3-plus</b> | <b>28</b> | <b>8-20</b>  | <b>.286</b> | --            |
|                         | 2004          | 5         | 2-3          | .400        | --            |
|                         | 2005          | 0         | 0-0          | .000        | --            |
|                         | 2006          | 12        | 4-8          | .333        | --            |
|                         | 2007          | 11        | 2-9          | .182        | --            |

## BORDER WAR BLOOD DRIVE CONTINUES

The age-old gridiron rivalry between Colorado State and Wyoming has an added incentive this season, and fans now are part of the game.

Before supporters of the two schools converge at Hughes Stadium Friday, those fans can square off in another arena -- donating blood.

The first annual 'Border War Blood Drive' kicked off last week and the winner, like the winner of the football game, receives a traveling trophy. Fans who donate the most blood will win for their school the Bronze Heart, which drive organizers will present at the game.

Colorado State is working with the Garth Englund Blood Donation Center, part of the Poudre Valley Health System, to encourage fans to help save lives by unselfishly donating blood. CSU students, faculty, alumni and friends are asked to schedule time on their calendars over the next three days to stop by one of several locations.

Donors will receive a free T-shirt that reads, "I bleed green and gold," and also will be entered into a drawing, the winner of which will earn a package that includes tickets to the big game and other gifts courtesy of Qdoba Mexican Grill. Following are remaining dates and locations for donating blood:

- Today (Monday):** Savings Building Condo Association, 125 S. Howes, Fort Collins; 10 a.m. - 2 p.m.
- Tuesday:** Poudre Valley Hospital, Cafe B, 1024 S. Lemay, Fort Collins; 11 a.m. - 4 p.m.
- Wednesday:** National Park Service, 1201 Oak Ridge Dr., Fort Collins; 8 a.m. - 12 p.m.

## TOP TEAMS

NCAA Division I-A total victories since 1997:

| Team                        | Wins      |
|-----------------------------|-----------|
| Ohio State .....            | 108       |
| Boise State .....           | 107       |
| Texas.....                  | 106       |
| Georgia.....                | 105       |
| Michigan.....               | 104       |
| Oklahoma.....               | 104       |
| Florida State .....         | 103       |
| Virginia Tech.....          | 103       |
| Tennessee.....              | 102       |
| Florida.....                | 101       |
| Miami (Fla.) .....          | 99        |
| Nebraska .....              | 99        |
| Wisconsin .....             | 98        |
| Southern California.....    | 96        |
| Kansas State.....           | 93        |
| Oregon .....                | 90        |
| Marshall .....              | 90        |
| Toledo .....                | 87        |
| Air Force.....              | 80        |
| <b>Colorado State .....</b> | <b>77</b> |
| Colorado.....               | 69        |

## TOP COACHES

NCAA Division I-A active head football total victories (minimum five years as Division I-A head coach, record at four-year colleges only):

| Coach, Current School                    | Wins       |
|--|------------|
| Bobby Bowden, Fla. State .....           | 373        |
| Joe Paterno, Penn State .....            | 372        |
| Jim Tressel, Ohio State .....            | 209        |
| Frank Beamer, Virginia Tech .....        | 208        |
| Chris Ault, Nevada .....                 | 191        |
| Mack Brown, Texas .....                  | 189        |
| Dennis Franchione, Texas A&M .....       | 187        |
| Dick Tomey, San Jose State.....          | 173        |
| Steve Spurrier, South Carolina.....      | 164        |
| Dennis Erickson, Arizona State.....      | 158        |
| Mike Price, Texas-El Paso .....          | 155        |
| Phillip Fulmer, Tennessee.....           | 144        |
| <b>Sonny Lubick, Colorado State.....</b> | <b>128</b> |
| Mike Bellotti, Oregon .....              | 127        |
| Joe Tiller, Purdue .....                 | 121        |
| Lloyd Carr, Michigan.....                | 121        |
| Gary Pinkel, Missouri .....              | 121        |
| Jeff Bower, Southern Miss .....          | 119        |

## CONFERENCE TITLES

| Coach, School                     | Titles Won | Last Title |
|-----------------------------------|------------|------------|
| Sonny Lubick, Colorado State..... | 6          | 2002       |
| Fisher DeBerry, Air Force .....   | 3          | 1995       |
| Gary Patterson, TCU .....         | 2          | 2005       |
| Bronco Mendenhall, BYU.....       | 1          | 2006       |
| Chuck Long, San Diego State.....  | 0          | --         |
| Rocky Long, New Mexico .....      | 0          | --         |
| Joe Glenn, Wyoming.....           | 0          | --         |
| Mike Sanford, UNLV .....          | 0          | --         |
| Kyle Whittingham, Utah .....      | 0          | --         |

Titles include MWC, WAC, C-USA

## WALKER IS OFFENSIVE POW

Johnny Walker earned Offensive Player of the Week honors, the MWC announced Nov. 12. Walker collects his first Player of the Week this season and second of his career. He is the second Rams player to earn conference recognition in 2007, following Gartrell Johnson, who garnered the award after his Oct. 20 performance at UNLV.

At New Mexico Nov. 10, Walker collected 177 receiving yards on seven catches (25.3 avg.) and scored two touchdowns in Colorado State's last-second, 26-23 loss at New Mexico. Late in the first half, Walker made two key grabs to keep the Rams in the game. His 9-yard catch to convert a third-and-9, and a 31-yard touchdown to cap the drive knotted the game at 17 apiece. In the second half, he converted three third downs to help Colorado State tie the contest, 23-23. Walker's 177 yards and two touchdowns are both career highs, and his 64-yard grab for a touchdown in the first quarter was the longest reception of his career.

The 177 yards also mark the second-most receiving yards in the Mountain West this season.

## HORINEK IS ALL-DISTRICT

Colorado State linebacker Jeff Horinek has earned first-team academic all-district honors from *ESPN The Magazine* and the College Sports Information Directors of America (CoSIDA), the organizations announced earlier this month.

The honor automatically nominates Horinek for Academic All-America voting, which will take place later this month. On eight occasions during Sonny Lubick's Colorado State tenure (1993-present), the Rams have had a football Academic All-American. CSU's last such honor was Eric Pauly in 2003.

Horinek, a 6-foot-2, 238-pound linebacker from Atwood, Kan., leads the Rams in tackles and ranks sixth in the MWC with 8.1 stops per game (73 total, 32 solo), entering this week at New Mexico. A health and exercise science major, he also owns a 3.90 grade-point average, and is expected Saturday to extend his consecutive-starts streak to 24 games. His last name is pronounced herr-INN-ik.

Colorado State competes academically in District VII against several Big Ten and Big 12 schools. The nation has eight districts.

## JOHNSON AS STARTER

Prior to the Oct. 13 Air Force game, the Rams' coaching staff opted to start Gartrell Johnson at running back and shift Kyle Bell to a reserve role, a difficult move.

But since the move, Bell in six games has averaged 4.8 yards per carry (55-266), with 30 yards vs. Air Force (Oct. 13), 68 significant yards in the win at UNLV (Oct. 20), five totes for 47 yards, including his longest run since the '05 Poinsettia Bowl, 22 yards vs. Utah (Oct. 27), 28 yards on five carries at BYU (Nov. 3), 37 yards at New Mexico (Nov. 10) and 56 on 12 carries with one TD vs. Ga. Southern (Nov. 17)...Prior to the move, in five games as a starter, Bell averaged 3.4 yards per carry (115-395).

Johnson, despite not starting over the season's first five games, ranks seventh in the MWC with 77.6

yards per game. He has averaged 130.0 yards per contest as a starter (current conference leader Chad Hall averages 117.9 per game). Since coaches named him the starting RB prior to Game 6, Johnson has 780 yards on 136 carries (5.7 avg.) and five TDs in six contests. He has four carries of at least 34 yards, each since coaches moved him into the starting lineup.

As a team, only Air Force has averaged more yards per game on the ground in the Mountain West Conference, since CSU coaches changed their lineup.

## HEARTBREAKERS

The heart-pulverizing loss at New Mexico (Nov. 10) marked the fifth time this season Colorado State was in a position to win in the fourth quarter, and lost:

- At Colorado (Sept. 1), 31-28 overtime loss; Rams lead by 11 in fourth quarter but allow key punt return and sustain badly timed pass interference call late in fourth quarter, then can't score on overtime possession.
- vs. No. 10 Cal (Sept. 8), 34-28 loss; Rams storm back from 34-14 fourth-quarter deficit on a pair of long passes and an onside kick recovery, but can't get another miraculous play in game's final minutes.
- at Houston (Sept. 22), 38-27 loss; CSU leads 27-24 with 9:20 left, but couldn't corral QB Case Keenum on the ensuing game-deciding drive.
- vs. San Diego State (Oct. 6), 24-20 loss; Caleb Hanie finds Damon Morton on a perfect, 40-yard TD pass to put CSU up 20-17 with 3:44 left, but a Rams defender slipped on the ensuing possession, allowing the Aztecs to complete a long pass and set up the game-winning TD.
- At New Mexico (Nov. 10), 26-23 loss; Rams claw back to tie score at 23-23, then lose field position battle, allowing a big punt return and walkoff field goal, losing to the Lobos on a last-second kick for the second straight year.

## TURNOVER RATIO

The Rams have won the turnover battle in four of their last five games -- losses vs. Utah, at BYU and at New Mexico, and a win at UNLV. Last week, a win vs. Ga. Southern, the Rams were even.

## COIN TOSS

The Rams may have won one game this year, but their luck has generally started out well -- at the opening coin toss.

CSU in six of 11 games has won the toss. The Rams are 1-5 in those games.

## JOHNSON EARNS POW

The Mountain West Conference on Oct. 22 named RB Gartrell Johnson Offensive Player of the Week. It was Johnson's first such honor, and the first time a CSU player has received a weekly award since Damon Morton captured Special Teams Player of the Week Oct. 2, 2006. The Rams' last Offensive Player of the Week was WR Johnny Walker, Sept. 11, 2006.

## RAMS TIME LINE

- 1892 A group of students form an athletic association and hold the first annual Field Day competition involving track and field events.
- 1893 The school fields its first intercollegiate football team, losing to Longmont Academy, 12-8 in its first game.
- 1911 Harry Hughes begins at 31-year career as the football coach, and wins 125 games and eight conference titles in his career.
- 1913 The first school mascot is Peanuts, an English Bulldog.
- 1936 Glenn Morris, '34, wins a gold medal in the decathlon in the Berlin Olympics. Morris was an all-conference football, basketball, and track performer.
- 1946 "CAM," a Rocky Mountain bighorn sheep, is the new mascot.
- 1948 Thurman "Fum" McGraw becomes the school's first consensus football All-American.
- 1949 The football team plays its first bowl game, losing to Occidental in the Raisin Bowl. McGraw is again named All-American.
- 1957 The nickname changes from Aggies to Rams.
- 1966 Moby Arena opens.
- 1968 Hughes Stadium opens.
- 1969 CSU's men's basketball team advances to the Final Eight in the NCAA Tournament.
- 1970 Alumnus Jack Christiansen is inducted into the NFL Hall of Fame.
- 1984 Sherri Danielson becomes CSU's first volleyball All-American.
- 1989 Alumnus Boyd Grant coaches the Rams to the conference title and NCAA Tournament.
- 1990 CSU defeats Oregon in the Freedom Bowl, its first bowl appearance since 1949.
- 1994 Sonny Lubick guides the football team to the conference title and a berth in the Holiday Bowl.
- 1995 CSU repeats as conference football champion.
- 1996 Swimmer Amy Van Dyken wins four gold medals in the Atlanta Olympics.
- 1997 CSU is 11-2 in football and defeats Missouri in the Holiday Bowl to finish the season ranked 14th nationally.
- 1999 CSU wins the first-ever Mountain West Conference championship and plays in the Liberty Bowl.
- 2000 CSU beats Louisville in the Liberty Bowl and finishes ranked among the Top 20.
- 2003 A \$15.2 million gift by the Bohemian Foundation spurs renovation and expansion of the newly named Sonny Lubick Field at Hughes Stadium.

## HUMBLE RAMS

Following the Sept. 1 season opener, the school received a handful of questions regarding the team's 2007 game jerseys, which do not include names on the back. Head Coach Sonny Lubick said the senior class opted for the move, as a mark of team unity, primarily because it cared more about the name on the front of the uniform than the name on the back. Several schools also do not include sir names, including Southern California, Penn State and Oklahoma.

## WIRE-TO-WIRE WINS

- Of CSU's 107 wins under Sonny Lubick, 58 have been in games in which the Rams never trailed.

## KICKOFF-RETURN TD

- The Rams have returned 276 kickoffs without a touchdown, since Sept. 29, 2001, when Dexter Wynn scored on a kickoff return at Wyoming.

## LONE STAR STARTER

QB Caleb Hanie is the first Texan to open a season at quarterback under Rams' coach Sonny Lubick. Since 1993, the Rams have boasted a trio of Coloradans (Justin Holland 2004-05; Matt Newton 1999-2000; Ryan Eslinger 1998) and two Californians (D.J. Busch 2001; Moses Moreno 1995) to open the year. No Texan has been the team's opening-game starter in the past 50 seasons.

## IN THE BACKYARD

- CSU has had a primary focus on recruiting in-state players during Sonny Lubick's tenure.
- In 2007, Colorado State signed 10 in-state players to national letters of intent, the second-most during Lubick's career (continued).
- Since 1993, 97 in-state players have signed national letters of intent to play at CSU.
- The year-by-year listing:

|                     |           |
|---------------------|-----------|
| 2007 .....          | 10        |
| 2006 .....          | 6         |
| 2005 .....          | 7         |
| 2004 .....          | 9         |
| 2003 .....          | 3         |
| 2002 .....          | 2         |
| 2001 .....          | 6         |
| 2000 .....          | 4         |
| 1999 .....          | 8         |
| 1998 .....          | 8         |
| 1997 .....          | 11        |
| 1996 .....          | 6         |
| 1995 .....          | 6         |
| 1994 .....          | 6         |
| 1993 .....          | 5         |
| <b>Totals .....</b> | <b>97</b> |

## BIG RETURNS

- At BYU (Nov. 3), Damon Morton returned the opening kickoff 45 yards, the fourth time this season a CSU player has returned a kickoff 42 yards or more. CSU also has 10 returns of 30-plus yards, all by the Morton brothers:

|    |           |                      |
|----|-----------|----------------------|
| 74 | Di.Morton | at Hou., Sept. 22    |
| 45 | Da.Morton | at BYU, Nov. 3       |
| 42 | Di.Morton | at TCU, Sept. 29     |
| 41 | Da.Morton | vs. AFA, Oct. 13     |
| 37 | Di.Morton | at UNLV, Oct. 20     |
| 33 | Da.Morton | at UNLV, Oct. 20     |
| 32 | Da.Morton | vs. Utah, Oct. 27    |
| 31 | Di.Morton | at TCU, Sept. 29     |
| 31 | Da.Morton | at UNLV, Oct. 20     |
| 30 | Da.Morton | at New Mex., Nov. 10 |

## STARTERS CAPSULE

- Colorado State returned 20 starters in 2007, the highest number in Sonny Lubick's 15 seasons.
- Returning starters during Sonny Lubick's career at Colorado State include:

|            |    |
|------------|----|
| 2007 ..... | 20 |
| 2006 ..... | 15 |
| 2005 ..... | 18 |
| 2004 ..... | 15 |
| 2003 ..... | 16 |
| 2002 ..... | 15 |
| 2001 ..... | 14 |
| 2000 ..... | 18 |
| 1999 ..... | 13 |
| 1998 ..... | 17 |
| 1997 ..... | 17 |
| 1996 ..... | 16 |
| 1995 ..... | 13 |
| 1994 ..... | 18 |
| 1993 ..... | 17 |

## KAYLOR UPDATE

- Jimmie Kaylor over his last seven games is averaging 45.7 yards per punt (26-1,187), with 11 inside the 20.
- He held a spot on the Ray Guy Award watch list until the committee narrowed the list to 10 finalists in early November.
- The senior was the MWC's only punter without a touchback entering Game 5, and now has just five touchbacks over his last 12 games, dating to 2006.
- He also has started an opponent inside the 20 at least once in 11 of the last 12 games he has punted.
- All told, Kaylor is averaging 43.4 yards on 47 punts, including 18 inside the 20
- He was a first-team all-conference choice in 2005, when he ranked second in the league and 10th nationally with a 43.7 average.
- Including Nov. 17, Kaylor has 39 career punts of 50 yards or longer, and seven of 60 yards or longer.
- He also has 43 career punts downed inside the opponent's 20-yard line.
- Kaylor has punted 167 times in his career for 7,365 yards, a 44.1-yard average.

### Career Punting Average

| Player                     | Avg.              | Years          |
|----------------------------|-------------------|----------------|
| Mike Deutsch .....         | 44.3 .....        | 1974-77        |
| <b>Jimmie Kaylor .....</b> | <b>44.1 .....</b> | <b>2004-07</b> |
| Deone Horinek .....        | 43.4 .....        | 1998-99        |
| Jeff Babcock .....         | 42.7 .....        | 2003-04        |
| Rod Blackford .....        | 42.1 .....        | 1971-73        |

# Colorado State University

## Kaylor's Top Punting Games

| Game                  | Season     | Punts/Avg |
|-----------------------|------------|-----------|
| San Diego State ..... | 2005 ..... | 7-49.7    |
| Air Force .....       | 2006 ..... | 4-49.5    |
| New Mexico .....      | 2005 ..... | 4-49.2    |
| Nevada .....          | 2006 ..... | 4-48.2    |
| Utah .....            | 2005 ..... | 4-47.2    |
| Air Force .....       | 2005 ..... | 3-47.0    |

## MWC W-L RECORD

- Colorado State is 36-29 in 65 MWC games since 1999, when the conference was formed.
- The Rams are 19-13 at home and 17-16 on the road in MWC action.
- Colorado State has the third-most MWC victories among the nine current members since the league was formed in 1999.

## LEAGUE PLAY

- Colorado State has a 72-41 record in 113 conference games (WAC, MWC) since Sonny Lubick's arrival as head coach in 1993.

## OPENING DRIVES

- Colorado State since 1993 is 35-15 in games when the Rams have scored on the opening drive.
- CSU is 17-36 in games when the opponent has scored on the opening drive.

## FIRST SCORES

- Colorado State is 72-18 since 1993 when the Rams score first in a game.
- The Rams are 34-52 since 1993 when the opponent scores first.

## RUSHING DEFENSE

- Colorado State has allowed 80 individual 100-yard rushing performances since 1993.
- The Rams are 36-37 in games when an opponent rusher has gained 100 or more yards.
- CSU is 62-33 when an opponent does not have a 100-yard rusher.

## CENTURY RUSHERS

- Colorado State has had 91 100-yard rushing performances since 1993 (80 games). The Rams are 62-18 in contests when a back has gained 100

or more yards, and 45-51 in games when the team has not had a back gain more than 100 yards.

| Year          | Total     | Record       |
|---------------|-----------|--------------|
| 2007          | 6         | 2-4          |
| 2006          | 0         | 0-0          |
| 2005          | 6         | 4-2          |
| 2004          | 1         | 1-0          |
| 2003          | 6         | 3-3          |
| 2002          | 12        | 7-4          |
| 2001          | 6         | 2-2          |
| 2000          | 5         | 3-1          |
| 1999          | 6         | 6-0          |
| 1998          | 5         | 4-0          |
| 1997          | 10        | 8-1          |
| 1996          | 13        | 8-1          |
| 1995          | 8         | 6-1          |
| 1994          | 4         | 4-0          |
| 1993          | 3         | 3-0          |
| <b>Totals</b> | <b>91</b> | <b>62-18</b> |

## TRUE FROSH

- In 2006, CSU and Wake Forest were the only Division I-A teams that did not use a true freshman.
- Colorado State used a total of three true freshman in 2005, and six during the 2004 season.

## W-L RECORD BY SITE

| Year         | Home         | Road         | Neu         | Overall       |
|--------------|--------------|--------------|-------------|---------------|
| 2007         | 1-4          | 1-4          | 0-1         | 2-9           |
| 2006         | 2-3          | 1-5          | 1-0         | 4-8           |
| 2005         | 4-1          | 2-4          | 0-1         | 6-6           |
| 2004         | 3-3          | 1-4          | 0-0         | 4-7           |
| 2003         | 4-2          | 3-2          | 0-2         | 7-6           |
| 2002         | 4-1          | 5-2          | 1-1         | 10-4          |
| 2001         | 3-2          | 3-2          | 1-1         | 7-5           |
| 2000         | 5-0          | 3-2          | 2-0         | 10-2          |
| 1999         | 4-1          | 3-2          | 1-1         | 8-4           |
| 1998         | 3-1          | 5-2          | 0-1         | 8-4           |
| 1997         | 4-1          | 5-1          | 2-0         | 10-2          |
| 1996         | 4-2          | 3-3          | 0-0         | 7-5           |
| 1995         | 3-2          | 5-1          | 0-1         | 8-4           |
| 1994         | 5-1          | 5-0          | 0-1         | 10-2          |
| 1993         | 3-2          | 2-4          | 0-0         | 5-6           |
| <b>Total</b> | <b>52-26</b> | <b>47-38</b> | <b>8-10</b> | <b>107-74</b> |

## MWC/NCAA STATISTICS, 2007

| Team                         | Avg.        | MWC        | NCAA        |
|------------------------------|-------------|------------|-------------|
| Rushing Offense.....         | 168.00      | 3          | 42          |
| Passing Offense.....         | 209.18      | 6          | 72          |
| Total Offense.....           | 377.18      | 3          | 69          |
| Scoring Offense.....         | 24.36       | 6          | 80          |
| Rushing Defense.....         | 217.09      | 8          | 110         |
| Pass Efficiency Defense..... | 138.43      | 8          | 91          |
| Total Defense.....           | 423.09      | 8          | 88          |
| Scoring Defense.....         | 31.00       | 8          | 87          |
| Net Punting.....             | 34.94       | 9          | 65          |
| Punt Returns.....            | 5.59        | 9          | 107         |
| Kickoff Returns.....         | 22.44       | 3          | 41          |
| Turnover Margin.....         | 0.00        | 5          | 59          |
| Pass Defense.....            | 206.00      | 4          | 28          |
| Passing Efficiency.....      | 135.33      | 2          | 33          |
| Sacks.....                   | 2.09        | 6          | 57          |
| Tackles for Loss.....        | 5.18        | 7          | 100         |
| Sacks Allowed.....           | 3.00        | 9          | 105         |
| <b>Bell, Kyle</b>            | <b>Avg.</b> | <b>MWC</b> | <b>NCAA</b> |
| Rushing.....                 | 60.09       | 8          | 98          |
| All-Purpose Runners ..       | 122.82      | 4          | 63          |
| Total Offense.....           | 60.09       | 17         |             |
| <b>Bryson, Zac</b>           |             |            |             |
| Interceptions.....           | 0.18        | T-17       |             |
| <b>Hanie, Caleb</b>          |             |            |             |
| Passing Efficiency.....      | 141.12      | 1          | 22          |
| Total Offense.....           | 203.18      | 4          | 65          |
| <b>Hill, Tommie</b>          |             |            |             |
| Sacks.....                   | 0.50        | 6          | T-80        |
| <b>Horinek, Jeff</b>         |             |            |             |
| Tackles.....                 | 8.45        | 7          | T-80        |
| <b>Johnson, Gartrell</b>     |             |            |             |
| Rushing.....                 | 77.64       | 7          | 62          |
| All-Purpose Runners ...      | 84.18       | 14         |             |
| <b>Kaylor, Jimmie</b>        |             |            |             |
| Punting.....                 | 43.38       | 4          | 17          |
| <b>Morton, Damon</b>         |             |            |             |
| Rushing.....                 | 12.67       | 24         |             |
| Receptions Per Game .....    | 3.27        | 16         |             |
| Receiving Yards Per Gm.....  | 65.45       | 6          | T-75        |
| Kickoff Returns.....         | 23.00       | 10         | T-78        |
| Scoring.....                 | 3.27        | T-17       |             |
| All-Purpose Runners ..       | 122.82      | 4          | 63          |
| <b>Morton, Dion</b>          |             |            |             |
| Kickoff Returns.....         | 26.76       | 1          | 26          |
| All-Purpose Runners ...      | 72.33       | 18         |             |
| <b>Nading, Jesse</b>         |             |            |             |
| Sacks.....                   | 0.32        | T-17       |             |
| <b>Pagnotta, Mike</b>        |             |            |             |
| Tackles.....                 | 7.57        | 15         |             |
| <b>Pottorff, Jake</b>        |             |            |             |
| Tackles.....                 | 6.22        | 35         |             |
| <b>Roberts, Luke</b>         |             |            |             |
| Receptions Per Game .....    | 2.55        | T-24       |             |
| Receiving Yards Per Gm.....  | 34.91       | 19         |             |
| <b>Smith, Blake</b>          |             |            |             |
| Tackles For Loss.....        | 0.72        | T-17       |             |
| <b>Smith, Jason</b>          |             |            |             |
| Field Goals.....             | 1.18        | T-6        | T-55        |
| Scoring.....                 | 6.27        | 9          |             |
| <b>Walker, Johnny</b>        |             |            |             |
| Receptions Per Game .....    | 2.82        | 20         |             |
| Receiving Yards Per Gm.....  | 42.64       | 12         |             |
| <b>Williams, Darryl</b>      |             |            |             |
| Interceptions.....           | 0.18        | T-17       |             |

## GAME-BY-GAME SEASON SUMMARY

A game-by-game summary of Sonny Lubick's 15 seasons includes (\*includes bowl game appearance):

| Year | Game |     |     |     |     |     |     |     |     |     |      |      |      |      | Final | Conf. | Fin. |
|------|------|-----|-----|-----|-----|-----|-----|-----|-----|-----|------|------|------|------|-------|-------|------|
| 2007 | 0-1  | 0-2 | 0-3 | 0-4 | 0-5 | 0-6 | 1-6 | 1-7 | 1-8 | 1-9 | 2-9  | -    | -    | 4-8  | 1-7   | T8    |      |
| 2006 | 1-0  | 2-0 | 2-1 | 3-1 | 4-1 | 4-2 | 4-3 | 4-4 | 4-5 | 4-6 | 4-7  | 4-8  | -    | -    | 6-6*  | 5-3   | T3   |
| 2005 | 0-1  | 0-2 | 1-2 | 2-2 | 3-2 | 3-3 | 4-3 | 5-3 | 5-4 | 5-5 | 6-5  | 6-6  | -    | -    | 6-6*  | 5-3   | T3   |
| 2004 | 0-1  | 0-2 | 0-3 | 1-3 | 1-4 | 2-4 | 3-4 | 3-5 | 3-6 | 4-6 | 4-7  | -    | -    | 4-7  | 3-4   | T4    |      |
| 2003 | 0-1  | 1-1 | 2-1 | 2-2 | 2-3 | 3-3 | 4-3 | 5-3 | 5-4 | 5-5 | 6-5  | 7-5  | 7-6  | -    | 7-6*  | 4-3   | 3rd  |
| 2002 | 1-0  | 2-0 | 2-1 | 3-1 | 4-1 | 4-2 | 5-2 | 6-2 | 7-2 | 8-2 | 9-2  | 10-2 | 10-3 | 10-4 | 10-4* | 6-1   | 1st  |
| 2001 | 0-1  | 1-1 | 1-2 | 2-2 | 2-3 | 2-4 | 3-4 | 4-4 | 4-5 | 5-5 | 6-5  | 7-5  | -    | -    | 7-5*  | 5-2   | 2nd  |
| 2000 | 1-0  | 2-0 | 2-1 | 3-1 | 4-1 | 5-1 | 6-1 | 7-1 | 8-1 | 8-2 | 9-2  | 10-2 | -    | -    | 10-2* | 6-1   | 1st  |
| 1999 | 1-0  | 2-0 | 2-1 | 3-1 | 3-2 | 3-3 | 4-3 | 5-3 | 6-3 | 7-3 | 8-3  | 8-4  | -    | -    | 8-4*  | 5-2   | T1   |
| 1998 | 1-0  | 1-1 | 2-1 | 2-2 | 3-2 | 4-2 | 5-2 | 6-2 | 7-2 | 7-3 | 7-4  | 8-4  | -    | -    | 8-4   | 5-3   | 3rd  |
| 1997 | 1-0  | 1-1 | 2-1 | 2-2 | 3-2 | 4-2 | 5-2 | 6-2 | 7-2 | 8-2 | 9-2  | 10-2 | 11-2 | -    | 11-2* | 7-1   | 1st  |
| 1996 | 1-0  | 1-1 | 1-2 | 2-2 | 2-3 | 3-3 | 3-4 | 4-4 | 5-4 | 6-4 | 7-4  | 7-5  | -    | -    | 7-5   | 6-2   | T2   |
| 1995 | 1-0  | 1-1 | 2-1 | 2-2 | 3-2 | 4-2 | 4-3 | 5-3 | 6-3 | 7-3 | 8-3  | 8-4  | -    | -    | 8-4*  | 6-2   | T1   |
| 1994 | 1-0  | 2-0 | 3-0 | 4-0 | 5-0 | 6-0 | 7-0 | 7-1 | 8-1 | 9-1 | 10-1 | 10-2 | -    | -    | 10-2* | 7-1   | 1st  |
| 1993 | 0-1  | 1-1 | 1-2 | 1-3 | 1-4 | 2-4 | 2-5 | 2-6 | 3-6 | 4-6 | 5-6  | -    | -    | -    | 5-6   | 5-3   | T4   |



# Colorado State University

## NON-OFFENSIVE SCORING

| Year | Oppnent       | Play                           |
|------|---------------|--------------------------------|
| 1993 | BYU           | Andre Strode, 84-yard int.     |
|      | New Mexico    | Andre Strode, 44-yard int.     |
|      | UTEP          | Ray Jackson, 100-yard int.     |
| 1994 | Utah State    | Kenya Ragsdale, 30-yard int.   |
|      | BYU           | Greg Myers, 30-yard int.       |
|      | Arizona       | Sean Moran, 77-yard fum.       |
|      | Fresno State  | Ray Jackson, 30-yard punt      |
| 1995 | Montana State | Steve Standifer, 14-yard int.  |
|      | BYU           | Jason Craft, 30-yard int.      |
|      | Utah State    | Greg Myers, 82-yard punt       |
|      | UTEP          | Greg Myers, 62-yard punt       |
|      | San Diego St. | Greg Myers, 84-yard punt       |
| 1996 | Colorado      | Calvin Branch, 96-yard punt    |
| 1997 | Hawaii        | Erik Olson, 18-yard fum.       |
|      | Hawaii        | Geoff Turner, 80-yard punt     |
|      | Hawaii        | Darran Hall, 60-yard punt      |
|      | San Jose St.  | Nate Kvamme, 17-yard int.      |
|      |               | Nate Kvamme, 55-yard int.      |
|      | UNLV          | Myron Terry, 52-yard int.      |
|      | San Diego St. | Jamie Bennett, 20-yard int.    |
|      | Missouri      | Darran Hall, 85-yard punt      |
| 1998 | Air Force     | Darran Hall, 77-yard punt      |
|      | UNLV          | Rick Crowell, 22-yard int.     |
|      | Tulsa         | Myron Terry, 24-yard int.      |
|      | SMU           | Willie Taylor, fumble rec.     |
| 1999 | Colorado      | Rick Crowell, 54-yard int.     |
|      | NM State      | Erik Olson, 35-yard int.       |
|      | Wyoming       | Aaron Sprague, 41-yard int.    |
|      | Utah          | Dallas Davis, 89-yard punt     |
|      |               | Dallas Davis, 56-yard punt     |
| 2000 | Nevada        | Pete Rebstock, 66-yard punt    |
|      | Utah          | Doug Heald, 48-yard int.       |
|      | San Diego St. | Dexter Wynn, 100-yard kick     |
|      | Wyoming       | Rick Crowell, 32-yard int.     |
|      |               | Justin Gallimore, 63-yard int. |
| 2001 | Wyoming       | Dexter Wynn, 95-yard kick      |
|      | UNLV          | Ameer L owe, 4-yard punt blk.  |
|      | BYU           | Bryan Save, 28-yard fum.       |
|      | North Texas   | Jason Gallimore, 30 punt blk.  |
|      |               | Justin Gallimore, blocked punt |
| 2002 | Louisville    | Dexter Wynn, 66-yard punt      |
|      | Air Force     | Jeff Babcock, 29-yard fum.     |
|      | New Mexico    | Rhett Nelson, 54-yard fum.     |
| 2003 | BYU           | Patrick Goodpaster, 16 fum.    |
|      | San Diego St. | Ben Stratton, 35-yard int.     |
| 2004 | Montana St.   | Jesse Nading, safety           |
|      | San Diego St. | Luke Adkins, 71-yard int.      |
|      | Wyoming       | Luke Adkins, 35-yard int.      |
|      | UNLV          | Brandon Cathy, 26-yard fum.    |
| 2005 | Wyoming       | Darryl Williams, 27-yard int.  |
|      | New Mexico    | Blake Smith, safety            |
| 2006 | Nevada        | Sedric Patterson, blk. punt    |
|      | UNLV          | Jeff Horinek, 14-yard int.     |
| 2007 | Air Force     | Matt Rupp, 48-yard fum.        |
|      | UNLV          | Darryl Williams, 30-yard int.  |
|      |               | Zac Bryson; 99-yard int.       |
|      | BYU           | Jesse Nading; 31-yard int.     |

## GAMES STARTED

| Player, Pos.....       | Career Games Started |     |     |     |     |     |
|------------------------|----------------------|-----|-----|-----|-----|-----|
|                        | '03                  | '04 | '05 | '06 | '07 | Tot |
| Blake Smith, DL.....   | RS                   | 8   | 12  | 11  | 10  | 41  |
| Jesse Nading, DL.....  | HS                   | 5   | 12  | 11  | 11  | 39  |
| Jimmie Kaylor, P.....  | RS                   | 0   | 12  | 12  | 11  | 35  |
| Jeff Horinek, LB.....  | HS                   | RS  | 11  | 12  | 11  | 33  |
| Darryl Williams, DB..  | RS                   | 0   | 10  | 12  | 11  | 33  |
| Nick Allotta, OL.....  | RS                   | 0   | 9   | 11  | 11  | 31  |
| Caleb Hanie, QB.....   | HS                   | 5   | 0   | 12  | 11  | 28  |
| Jason Smith, K.....    | RS                   | SQ  | 5   | 12  | 11  | 28  |
| Kory Sperry, TE.....   | HS                   | 6   | 4   | 12  | 2   | 24  |
| Erik Sandie, DL.....   | RS                   | 0   | 3   | 10  | 11  | 24  |
| Adrian Martinez, OL..  | HS                   | RS  | 10  | 11  | 21  |     |
| Joey Rucks, DB.....    | HS                   | HS  | JC  | 10  | 11  | 21  |
| Damon Morton, WR..     | HS                   | 0   | 2   | 7   | 10  | 19  |
| Luke Roberts, OL.....  | HS                   | RS  | 0   | 6   | 11  | 17  |
| Kyle Bell, RB.....     | HS                   | 0   | 10  | 0   | 5   | 15  |
| Klint Kubiak, DB.....  | HS                   | HS  | HS  | 12  | 2   | 14  |
| Chris Kawulok, TE....  | HS                   | RS  | 1   | 10  | 4   | 15  |
| Mike Pagnotta, DB....  | HS                   | RS  | 7   | 7   | 14  |     |
| Gartrell Johnson, RB.. | HS                   | RS  | 0   | 7   | 8   | 15  |
| Tommie Hill, DE.....   | HS                   | RS  | 0   | 4   | 9   | 13  |
| Tim Walter, OL.....    | HS                   | HS  | RS  | 5   | 8   | 13  |
| Johnny Walker, WR....  | HS                   | 0   | 5   | 2   | 4   | 11  |
| Jake Pottorff, LB..... | HS                   | HS  | RS  | 2   | 9   | 11  |
| Cole Pemberton, OL..   | HS                   | HS  | RS  | 0   | 10  | 10  |
| Shelley Smith, OL..... | HS                   | HS  | RS  | 0   | 11  | 11  |
| Scott Benedict, OL.... | HS                   | HS  | RS  | 6   | 3   | 9   |
| Wade Landers, DE.....  | HS                   | HS  | 1   | 6   | 1   | 9   |
| Matt Rupp, DL.....     | HS                   | RS  | 3   | 2   | 1   | 6   |
| Jake Galusha, DB....   | NMSU                 | RS  | 0   | 4   | 2   | 6   |
| Zac Bryson, DB.....    | HS                   | RS  | 0   | 1   | 6   | 7   |
| Ricky Brewer, LB.....  | HS                   | HS  | HS  | RS  | 7   | 7   |
| Nathan Pauly, LB.....  | 0                    | 3   | 1   | 0   | 2   | 6   |
| Mark Starr, TE-OL....  | HS                   | HS  | HS  | RS  | 6   | 6   |
| Marvin Arnold, OL....  | HS                   | JC  | JC  | 4   | -   | 4   |
| Bob Vomhof, DE.....    | RS                   | 0   | 1   | 2   | 1   | 4   |
| Zac Puga, FB.....      | HS                   | HS  | HS  | RS  | 5   | 5   |
| Jermaine Walters, DB.. | HS                   | JC  | RS  | 0   | 4   | 4   |
| Curtis Cornelson, LB.. | HS                   | JC  | JC  | 3   | 3   | 3   |
| Steve Juedes, S.....   | UNK                  | TR  | 0   | 0   | 3   | 3   |
| Eric Peitz, TE.....    | HS                   | HS  | HS  | HS  | 1   | 1   |
| Dane Stratton, OL..... | HS                   | RS  | 0   | 1   | -   | 1   |
| James Morehead, DL..   | HS                   | HS  | HS  | RS  | -   | 1   |

## TURNOVER TABLE

| Year .....         | Give       | Take       | +/-        | Def TDs   |          |
|--------------------|------------|------------|------------|-----------|----------|
|                    |            |            |            | Int       | Fum      |
| 2007.....          | 19         | 20         | +1         | 3         | 1        |
| 2006.....          | 19         | 12         | -7         | 1         | 0        |
| 2005.....          | 22         | 27         | +5         | 1         | 0        |
| 2004.....          | 27         | 15         | -12        | 2         | 1        |
| 2003.....          | 33         | 19         | -14        | 1         | 1        |
| 2002.....          | 23         | 31         | +8         | 0         | 2        |
| 2001.....          | 29         | 29         | Even       | 0         | 2        |
| 2000.....          | 25         | 27         | +2         | 3         | 1        |
| 1999.....          | 25         | 23         | -2         | 3         | 0        |
| 1998.....          | 23         | 30         | +7         | 2         | 0        |
| 1997.....          | 13         | 39         | +26        | 4         | 0        |
| 1996.....          | 28         | 28         | Even       | 0         | 0        |
| 1995.....          | 26         | 31         | +5         | 3         | 0        |
| 1994.....          | 22         | 25         | +3         | 2         | 1        |
| 1993.....          | 19         | 26         | +7         | 3         | 0        |
| <b>Totals.....</b> | <b>353</b> | <b>382</b> | <b>+29</b> | <b>28</b> | <b>9</b> |

## TOTAL DEFENSE

| Year | Game.....            | Total | Result  |
|------|----------------------|-------|---------|
| 2006 | Weber State .....    | 86    | W 30-6  |
| 1995 | Hawaii.....          | 126   | W 22-0  |
| 1994 | UTEP.....            | 139   | W 47-9  |
| 2006 | Colorado .....       | 146   | W 14-10 |
| 1993 | Air Force.....       | 153   | W 8-5   |
| 1994 | Utah State.....      | 157   | W 41-16 |
| 2000 | Brigham Young.....   | 177   | W 49-21 |
| 1999 | So. Mississippi..... | 187   | L 17-23 |
| 1999 | New Mexico St.....   | 193   | W 46-7  |
| 1999 | San Diego St.....    | 202   | L 10-17 |
| 1998 | SMU.....             | 202   | W 32-10 |
| 1997 | Hawaii.....          | 202   | W 63-0  |
| 1994 | Arkansas St. ....    | 202   | W 48-3  |
| 1995 | UTEP.....            | 204   | W 56-10 |
| 2003 | Weber State .....    | 212   | W 31-7  |
| 1997 | Fresno St.....       | 212   | W 41-3  |
| 2002 | BYU.....             | 213   | W 37-10 |
| 1998 | Michigan St.....     | 230   | W 23-16 |
| 2006 | San Diego State..... | 235   | L 6-17  |
| 2001 | Louisville.....      | 245   | L 2-7   |
| 1995 | Utah.....            | 245   | W 19-14 |
| 2006 | UNLV.....            | 250   | W 28-7  |
| 2002 | Air Force.....       | 250   | W 31-12 |
| 2000 | Utah.....            | 252   | W 24-17 |
| 1997 | Nevada.....          | 257   | W 45-13 |
| 2000 | Arizona St.....      | 261   | L 10-13 |
| 2003 | BYU.....             | 269   | W 58-13 |
| 2006 | New Mexico.....      | 274   | L 19-20 |
| 2000 | New Mexico.....      | 276   | W 17-14 |
| 2001 | Wyoming.....         | 278   | W 42-14 |
| 2000 | UNLV.....            | 280   | W 20-19 |
| 2003 | Utah.....            | 284   | L 21-28 |
| 2004 | UNLV.....            | 287   | W 45-10 |
| 2000 | Wyoming.....         | 290   | W 37-13 |
| 2004 | New Mexico.....      | 291   | L 17-26 |
| 2003 | California.....      | 299   | W 23-21 |

## DEFENSE BY SEASON

| Year | Game .....           | Total | Result  |
|------|----------------------|-------|---------|
| 2006 | Weber State .....    | 86    | W 30-6  |
| 2006 | Colorado .....       | 146   | W 14-10 |
| 2006 | UNLV.....            | 250   | W 28-7  |
| 2006 | New Mexico.....      | 274   | L 19-20 |
| 2006 | San Diego State..... | 235   | L 6-17  |
| 2004 | UNLV.....            | 287   | W 45-10 |
| 2004 | New Mexico.....      | 291   | L 17-26 |
| 2003 | Weber State .....    | 212   | W 31-7  |
| 2003 | BYU.....             | 269   | W 58-13 |
| 2003 | Utah.....            | 284   | L 21-28 |
| 2003 | California.....      | 299   | W 23-21 |
| 2002 | BYU.....             | 213   | W 37-10 |
| 2002 | Air Force.....       | 250   | W 31-12 |
| 2001 | Louisville.....      | 245   | L 2-7   |
| 2001 | Wyoming.....         | 278   | W 42-14 |
| 2000 | Brigham Young.....   | 177   | W 49-21 |
| 2000 | Utah.....            | 252   | W 24-17 |
| 2000 | Arizona St. ....     | 261   | L 10-13 |
| 2000 | New Mexico.....      | 276   | W 17-14 |
| 2000 | UNLV.....            | 280   | W 20-19 |
| 2000 | Wyoming.....         | 290   | W 37-13 |
| 1999 | So. Mississippi..... | 187   | L 17-23 |
| 1999 | New Mexico St.....   | 193   | W 46-7  |
| 1999 | San Diego St.....    | 202   | L 10-17 |
| 1998 | SMU.....             | 202   | W 32-10 |
| 1998 | Michigan St.....     | 230   | W 23-16 |
| 1997 | Hawaii.....          | 202   | W 63-0  |
| 1997 | Fresno St.....       | 212   | W 41-3  |
| 1997 | Nevada.....          | 257   | W 45-13 |
| 1995 | Hawaii.....          | 126   | W 22-0  |
| 1995 | UTEP.....            | 204   | W 56-10 |
| 1995 | Utah.....            | 245   | W 19-14 |
| 1994 | UTEP.....            | 139   | W 47-9  |
| 1994 | Arkansas St. ....    | 202   | W 48-3  |
| 1994 | Utah State.....      | 157   | W 41-16 |
| 1993 | Air Force.....       | 153   | W 8-5   |

## TICKET INFORMATION

Tickets to Rams' football games can be purchased in one of three ways:

- Call 491-RAMS or 800/491-RAMS.
- Online at CSURAMS.com.
- TicketsWest in more than 100 King Soopers and City Market locations throughout the state of Colorado.

### Season Tickets

#### West Side

|                                    |       |
|------------------------------------|-------|
| Chairbacks Sections (D-E-F)*+..... | \$225 |
| Bench (Sections C-G)*+.....        | \$225 |
| Bench (Sections A-B-H-I)+.....     | \$225 |
| Youth (Ages 17 and younger).....   | \$110 |
| Faculty/Staff.....                 | \$180 |
| Seniors (Age 60 and over).....     | \$180 |

\*Requires donor participation.

+Includes tickets to CU-CSU game.

#### North End Zone

|   |       |
|---|-------|
| North End Zone#.....                    | \$125 |
| Family Plan-Adults; North End Zone..... | \$125 |
| Family Plan-Youth.....                  | \$60  |

#Does not include tickets to the game with Colorado at INVESCO Field at Mile High; fans purchasing this ticket package have a priority to buy tickets to that game.

### Individual Game Tickets

|                        |      |
|------------------------|------|
| Colorado (Denver)..... | \$55 |
| Club Level.....        | \$85 |

#### West Side

|                       |      |
|-----------------------|------|
| Cal.....              | \$40 |
| Air Force.....        | \$30 |
| Georgia Southern..... | \$30 |
| San Diego State.....  | \$30 |
| Utah.....             | \$30 |
| Wyoming.....          | \$40 |

#### North End Zone

|                      |      |
|----------------------|------|
| Cal.....             | \$40 |
| All other games..... | \$25 |

### Group Tickets (North End Zone)

Touchdown Package..... \$25  
Minimum 25 tickets; includes free Pepsi, hot dog or pretzel and Pepsi for every ticket holder.

|                         |      |
|-------------------------|------|
| Field Goal Package..... | \$20 |
| Minimum 20 tickets.     |      |

### Pick-Three Miniplan

Cal plus two other preselected games..... \$90

## RAMS VS. RANKED TEAMS

Colorado State 24 times has played Top 25 teams during Sonny Lubick's tenure. The Rams are 10-14 in those contests. CSU's most recent win over a ranked team on the road was in 1998 at No. 16 Michigan State. The team's most recent victory over a Top 25 team came in 2002, a 19-14 win over Colorado in Denver. The Buffaloes entered the game ranked sixth (*USA TODAY*). The team's win over its highest-ranked opponent came in 1994, when Arizona was ranked fourth before losing to CSU, 21-16.

| Year | Team                     | Result  | AP | USA Today |
|------|--------------------------|---------|----|-----------|
| 2007 | Cal                      | L 28-34 | 10 | 10        |
| 2005 | at TCU                   | L 6-33  | 20 | 20        |
| 2004 | at Southern Cal          | L 0-49  | 1  | 1         |
|      | at Utah                  | L 31-63 | 7  | 8         |
| 2002 | Colorado (Denver)        | W 19-14 | 7  | 6         |
| 2001 | Fresno State (ot)        | L 22-25 | 8  | 10        |
|      | at BYU                   | L 34-56 | 16 | 8         |
| 2000 | Colorado (Denver)        | W 28-24 | 24 | NR        |
|      | Louisville (Memphis)     | W 22-17 | 22 | 23        |
| 1999 | Colorado (Denver)        | W 41-14 | 14 | 15        |
|      | Southern Miss (Memphis)  | L 17-23 | 14 | 13        |
| 1998 | at Michigan State        | W 23-16 | 23 | 16        |
| 1997 | at Colorado              | L 21-31 | 8  | 8         |
|      | Missouri (San Diego)     | W 35-24 | 19 | 20        |
| 1996 | Colorado                 | L 34-48 | 5  | 8         |
|      | at Nebraska              | L 9-65  | 8  | 8         |
|      | Wyoming                  | L 24-25 | 23 | 23        |
| 1995 | at Colorado              | L 14-42 | 10 | 10        |
|      | at Air Force             | W 27-20 | 19 | 19        |
|      | Kansas State (San Diego) | L 24-51 | 10 | 10        |
| 1994 | at BYU                   | W 28-21 | 18 | 10        |
|      | at Arizona               | W 21-16 | 4  | 6         |
|      | Michigan (San Diego)     | L 14-24 | 12 | 12        |
|      | at Wyoming               | W 42-21 | 23 | 23        |

## FAMILY AFFAIR

Since Sonny Lubick arrived in Fort Collins, 12 sets of brothers have competed for the Rams:

- **Mack Craft, CB** 1992-95
- **Jason Craft, CB** 1997-98  
Denver, Colo. East
- **Justin Gallimore, CB** 1999-01
- **Jason Gallimore, CB** 1999-01  
Wheat Ridge, Colo. Wheat Ridge
- **Jeff Horinek, LB** 2004-current
- **Deone Horinek, P** 1998-99  
Atwood, Kan. Atwood
- **Klint Kubiak, DB** 2005-current
- **Klay Kubiak, QB** 2007-current  
Englewood, Colo. Regis
- **Kevin McDougal, RB** 1994-96
- **Matt McDougal, K/P** 1996-99  
Arvada, Colo. Arvada West
- **Damon Morton, WR/KR** 2004-current
- **Dion Morton, DB** 2005-current  
Riverside, Calif. North
- **Nathan Pauly, LB** 2003-current
- **Eric Pauly, LB** 2000-03  
Conway Springs, Kan. Conway Spgs.
- **Morgan Pears, OL** 1999-02
- **Erik Pears, OL** 2000-04  
Denver, Colo. Kennedy
- **Brady Schneider, DB/KR** 1993-96
- **Brian Schneider, LB** 1990-93  
Arvada, Colo. Pomona
- **Aaron Sprague, DB** 1998-01
- **Russell Sprague, WR** 2000-03  
Holyoke, Colo. Holyoke
- **Ben Stratton, DB** 2002-current
- **Dane Stratton, OL** 2004-current  
Cheyenne, Wyo. East
- **Bob Vomhof, DE** 2003-current
- **Mike Vomhof, DE** 2001-2005  
Gillette, Wyo. Campbell Cty.

## RAMS IN THE NFL

Since Sonny Lubick's arrival in 1993, more than 40 Rams players have been drafted or signed as free agents with NFL teams. When training camps opened in 2007, 15 former CSU players were listed on preseason NFL rosters:

| Name, Pos.           | NFL Team             |
|----------------------|----------------------|
| David Anderson, WR   | Houston Texans       |
| Albert Bimper, OL    | Indianapolis Colts   |
| Mike Brisiel, OL     | Houston Texans       |
| Jason Craft, DB      | New Orleans Saints   |
| Josh Day, OL         | Minnesota Vikings    |
| Joel Dreessen, TE    | Houston Texans       |
| Clark Haggans, LB    | Pittsburgh Steelers  |
| Clint Oldenburg, OL  | New England Patriots |
| Erik Pears, OL       | Denver Broncos       |
| Morgan Pears, OL     | New York Giants      |
| Joey Porter, LB      | Miami Dolphins       |
| Blaine Saipaia, OL   | Detroit Lions        |
| Cecil Sapp, RB       | Denver Broncos       |
| Bradlee Van Pelt, QB | Houston Texans       |
| Dexter Wynn, DB      | Houston Texans       |

# Colorado State University

## 2007 OPPONENTS

### Colorado

|          |                            |              |
|----------|----------------------------|--------------|
| Sept. 2  | Colorado State (Denver)... | W 31-28 (ot) |
| Sept. 8  | at Arizona State.....      | L 33-14      |
| Sept. 15 | Florida State.....         | L 16-6       |
| Sept. 22 | Miami, Ohio.....           | W 42-0       |
| Sept. 29 | Oklahoma.....              | W 27-24      |
| Oct. 6   | at Baylor*.....            | W 43-23      |
| Oct. 13  | at Kansas State.....       | L 47-20      |
| Oct. 20  | Kansas.....                | L, 19-14     |
| Oct. 27  | at Texas Tech*.....        | W, 31-26     |
| Nov. 3   | Missouri*.....             | L, 55-10     |
| Nov. 10  | at Iowa State*.....        | L, 31-28     |
| Nov. 23  | at Nebraska*.....          | .....        |

\*Big 12 Game

### Cal

|          |                        |          |
|----------|------------------------|----------|
| Sept. 1  | Tennessee.....         | W 45-31  |
| Sept. 8  | at Colorado State..... | W 34-28  |
| Sept. 15 | Louisiana Tech.....    | W 42-12  |
| Sept. 22 | Arizona*.....          | W 45-27  |
| Sept. 29 | at Oregon*.....        | W 31-24  |
| Oct. 13  | Oregon State*.....     | L, 31-28 |
| Oct. 20  | at UCLA*.....          | L, 30-21 |
| Oct. 27  | at Arizona State*..... | L, 31-20 |
| Nov. 3   | Washington State*..... | W, 20-17 |
| Nov. 10  | USC*.....              | L, 24-17 |
| Nov. 17  | at Washington*.....    | L, 37-23 |
| Dec. 1   | at Stanford*.....      | .....    |

\*Pac-10 Game

### Houston

|          |                     |          |
|----------|---------------------|----------|
| Sept. 1  | at Oregon.....      | L 48-27  |
| Sept. 15 | at Tulane*.....     | W 34-10  |
| Sept. 22 | Colorado State..... | W 38-27  |
| Sept. 29 | East Carolina*..... | L 37-35  |
| Oct. 6   | at Alabama*.....    | L 30-24  |
| Oct. 13  | Rice*.....          | W 56-48  |
| Oct. 20  | at UAB*.....        | W, 49-10 |
| Oct. 27  | at UTEP*.....       | W, 34-31 |
| Nov. 4   | SMU*.....           | W, 38-28 |
| Nov. 10  | at Tulsa*.....      | L, 56-7  |
| Nov. 17  | Marshall*.....      | W, 35-28 |
| Nov. 24  | Texas Southern..... | .....    |

\*C-USA Game

### TCU

|          |                          |          |
|----------|--------------------------|----------|
| Sept. 1  | Baylor.....              | W 27-0   |
| Sept. 8  | at Texas.....            | L 34-13  |
| Sept. 13 | at Air Force*.....       | L 20-17  |
| Sept. 22 | SMU.....                 | W 21-7   |
| Sept. 29 | Colorado State*.....     | W 24-12  |
| Oct. 6   | at Wyoming*.....         | L 24-21  |
| Oct. 13  | at Stanford.....         | W 38-36  |
| Oct. 18  | Utah*.....               | L, 27-20 |
| Nov. 3   | New Mexico*.....         | W, 37-0  |
| Nov. 8   | at BYU*.....             | L, 27-22 |
| Nov. 17  | UNLV*.....               | W, 34-10 |
| Nov. 24  | at San Diego State*..... | .....    |

\*MWC Game

### San Diego State

|          |                          |          |
|----------|--------------------------|----------|
| Sept. 8  | at Washington State..... | L 45-17  |
| Sept. 15 | at Arizona State.....    | L 13-34  |
| Sept. 22 | Portland State.....      | W 52-17  |
| Sept. 29 | Cincinnati.....          | L 52-23  |
| Oct. 6   | at Colorado State*.....  | W 24-20  |
| Oct. 13  | at Utah*.....            | L 23-7   |
| Oct. 20  | New Mexico*.....         | L, 20-17 |
| Oct. 27  | BYU*.....                | PPD      |
| Nov. 3   | Wyoming*.....            | W, 27-24 |
| Nov. 10  | at UNLV*.....            | W, 38-30 |
| Nov. 17  | at Air Force*.....       | L, 55-23 |
| Nov. 24  | TCU*.....                | .....    |

\*MWC Game

### Air Force

|          |                           |          |
|----------|---------------------------|----------|
| Sept. 1  | South Carolina State..... | W 34-3   |
| Sept. 8  | at Utah*.....             | W 20-12  |
| Sept. 13 | TCU*.....                 | W 20-17  |
| Sept. 22 | at BYU*.....              | L 31-6   |
| Sept. 29 | at Navy.....              | L 31-20  |
| Oct. 6   | UNLV*.....                | W 31-14  |
| Oct. 13  | at Colorado State*.....   | W 45-21  |
| Oct. 20  | Wyoming*.....             | W, 20-12 |
| Oct. 25  | at New Mexico*.....       | L, 34-31 |
| Nov. 3   | Army*.....                | W, 30-10 |
| Nov. 10  | at Notre Dame.....        | W, 41-24 |
| Nov. 17  | San Diego State*.....     | W, 55-23 |

\*MWC Game

### UNLV

|          |                       |          |
|----------|-----------------------|----------|
| Aug. 30  | at Utah State.....    | W 23-16  |
| Sept. 8  | Wisconsin.....        | L 20-13  |
| Sept. 15 | Hawaii.....           | L 49-14  |
| Sept. 22 | Utah*.....            | W 27-0   |
| Sept. 29 | at Nevada, Reno.....  | L 27-20  |
| Oct. 6   | at Air Force*.....    | L 31-14  |
| Oct. 13  | BYU*.....             | L 24-14  |
| Oct. 20  | Colorado State*.....  | L, 48-23 |
| Oct. 27  | *at Wyoming.....      | L, 29-24 |
| Nov. 10  | San Diego State*..... | L, 38-30 |
| Nov. 17  | at TCU*.....          | L, 34-10 |
| Nov. 24  | at New Mexico*.....   | .....    |

\*MWC Game

### Utah

|          |                         |          |
|----------|-------------------------|----------|
| Aug. 30  | at Oregon State.....    | L 24-7   |
| Sept. 8  | Air Force.....          | L 20-12  |
| Sept. 15 | UCLA.....               | W 44-6   |
| Sept. 22 | at UNLV*.....           | L 27-0   |
| Sept. 29 | Utah State*.....        | W 34-18  |
| Oct. 5   | at Louisville.....      | W 44-35  |
| Oct. 13  | San Diego State*.....   | W 23-7   |
| Oct. 18  | at TCU*.....            | W, 27-20 |
| Oct. 27  | at Colorado State*..... | W, 27-3  |
| Nov. 10  | Wyoming*.....           | W, 50-0  |
| Nov. 17  | New Mexico*.....        | W, 28-10 |
| Nov. 24  | at BYU*.....            | .....    |

\*MWC Game

### BYU

|          |                          |          |
|----------|--------------------------|----------|
| Sept. 1  | Arizona.....             | W 20-7   |
| Sept. 8  | at UCLA.....             | L 27-17  |
| Sept. 15 | at Tulsa.....            | L 55-47  |
| Sept. 22 | Air Force*.....          | W 31-6   |
| Sept. 29 | at New Mexico*.....      | W 31-24  |
| Oct. 13  | at UNLV*.....            | W 24-14  |
| Oct. 20  | Eastern Washington.....  | W, 42-7  |
| Oct. 27  | at San Diego State*..... | PPD      |
| Nov. 3   | Colorado State*.....     | W, 35-16 |
| Nov. 8   | TCU*.....                | L, 27-22 |
| Nov. 17  | at Wyoming*.....         | W, 35-10 |
| Nov. 24  | Utah*.....               | .....    |

\*MWC Game

### New Mexico

|          |                          |          |
|----------|--------------------------|----------|
| Sept. 1  | at UTEP.....             | L 10-6   |
| Sept. 8  | New Mexico.....          | W 44-34  |
| Sept. 15 | at Arizona.....          | W 29-27  |
| Sept. 22 | Sacramento State.....    | W 58-0   |
| Sept. 29 | BYU*.....                | L 31-24  |
| Oct. 13  | at Wyoming*.....         | W 20-3   |
| Oct. 20  | at San Diego State*..... | W, 20-17 |
| Oct. 25  | Air Force*.....          | W, 34-31 |
| Nov. 3   | at TCU*.....             | L, 37-0  |
| Nov. 10  | Colorado State*.....     | W, 26-23 |
| Nov. 17  | at Utah*.....            | L, 28-10 |
| Nov. 24  | UNLV*.....               | .....    |

\*MWC Game

### Georgia Southern

|          |                            |          |
|----------|----------------------------|----------|
| Sept. 8  | West Georgia.....          | W 45-21  |
| Sept. 15 | at Coastal Carolina.....   | W 42-34  |
| Sept. 22 | Chattanooga*.....          | L 45-38  |
| Sept. 29 | Western Carolina*.....     | W 50-21  |
| Oct. 6   | South Dakota State.....    | W 41-38  |
| Oct. 13  | at Elon*.....              | L 33-36  |
| Oct. 20  | at Appalachian State*..... | W, 38-35 |
| Oct. 27  | The Citadel*.....          | W, 21-17 |
| Nov. 3   | Wofford*.....              | W, 38-35 |
| Nov. 10  | Furman*.....               | L, 24-22 |
| Nov. 17  | at Colorado State.....     | .....    |

\*Southern Game

### Wyoming

|          |                          |          |
|----------|--------------------------|----------|
| Sept. 1  | Virginia.....            | W 23-3   |
| Sept. 8  | Utah State.....          | W 32-18  |
| Sept. 15 | at Boise State.....      | L 24-14  |
| Sept. 22 | at Ohio.....             | W 34-33  |
| Oct. 6   | TCU*.....                | W 24-21  |
| Oct. 13  | New Mexico*.....         | L 20-3   |
| Oct. 20  | at Air Force*.....       | L, 20-12 |
| Oct. 27  | UNLV*.....               | W, 29-24 |
| Nov. 3   | at San Diego State*..... | L, 27-24 |
| Nov. 10  | at Utah*.....            | L, 50-0  |
| Nov. 17  | BYU*.....                | L, 35-10 |
| Nov. 23  | at Colorado State*.....  | .....    |

\*MWC Game

# Colorado State University

## BOWL GAMES SINCE 1994

**Colorado State (9):** 2004-Poinsettia; 2003-San Francisco; 2002-Liberty Bowl; 2001-New Orleans Bowl; 2000, 1999-Liberty; 1997, 1995, 1994-Holiday  
**TCU (9):** 2006-Poinsettia; 2005-Houston; 2003-Fort Worth; 2002-Liberty; 2001-galleryfurniture.com; 2000-Mobile; 1999-Mobile; 1998-Sun; 1994-Independence.  
**Utah (7):** 2006-Fort Worth; 2005-Emerald; 2004-Fiesta; 2003-Liberty; 2001, 1999-Las Vegas; 1996-Insight.com  
**Brigham Young(6):** 2006-Las Vegas; 2005-Las Vegas; 2001-Liberty Bowl; 1998-Liberty; 1997-Cotton; 1994-Insight.com  
**Air Force (5):** 2002-San Francisco; 2000-Silicon Valley; 1998-Oahu; 1998-Liberty; 1997-Las Vegas  
**New Mexico (5):** 2006-New Mexico; 2004-Emerald; 2003, 2002-Las Vegas; 1997-Insight.com  
**UNLV (2):** 2000, 1994-Las Vegas  
**San Diego State (1):** 1998-Las Vegas  
**Wyoming (1):** 2004-Las Vegas

## BOWL GAME MVP'S

2005 Justin Holland, QB; Poinsettia Bowl  
 2002 Rhett Nelson, DB; Cecil Sapp, RB; Liberty Bowl  
 2001 Justin Gallimore, DB; New Orleans Bowl  
 2000 Cecil Sapp, RB; Liberty Bowl  
 1999 Kevin McDougal, RB; Rhett Nelson, DB; Liberty Bowl  
 1997 Moses Moreno, QB; Darran Hall, WR; (Co-MVP); Holiday Bowl  
 1995 Damon Washington, RB; Holiday Bowl  
 1994 Anthony Hill, QB; Holiday Bowl

## BOWL GAME RESULTS

**1949 Raisin Bowl**  
 Occidental 21, Colorado State 20  
 Attendance: 10,000  
**1990 Freedom Bowl**  
 Colorado State 32, Oregon 31  
 Attendance: 51,103  
**1994 Holiday Bowl**  
 Michigan 24, Colorado State 14  
 Attendance: 59,453  
**1995 Holiday Bowl**  
 Kansas State 54, Colorado State 21  
 Attendance: 51,051  
**1997 Holiday Bowl**  
 Colorado State 35, Missouri 24  
 Attendance: 50,761  
**1999 Liberty Bowl**  
 So. Mississippi 23, Colorado State 17  
 Attendance: 54,866  
**2000 Liberty Bowl**  
 Colorado State 22, Louisville 17  
 Attendance: 58,302  
**2001 New Orleans Bowl**

Colorado State 45, N. Texas 20  
 Attendance: 27,004

**2002 Liberty Bowl**  
 TCU 17, Colorado State 3  
 Attendance: 55,207  
**2003 San Francisco Bowl**  
 Boston College 35, Colorado State 21  
 Attendance: 25,621  
**2005 Poinsettia Bowl**  
 Navy 51, Colorado State 30  
 Attendance: 36,842

## THURSDAY NIGHT GAMES

**Overall (10-5)**  
**2006** Air Force 24, Colorado St. 21 (mtn.)  
**2005** Colorado St. 41, Air Force 23 (ESPN)  
**2003** Colorado State 58, BYU 13 (ESPN2)  
 Colorado St. 30, Air Force 20 (ESPN2)  
**2002** Colorado St. 37, BYU 10 (ESPN2)  
 Colorado St. 31, Air Force 12 (ESPN)  
**2001** Louisville 7, Colorado State 2 (ESPN)  
 BYU 56, Colorado State 34 (ESPN)  
 Colorado St. 28, Air Force 21 (ESPN)  
**2000** Colorado State 45, BYU 21 (ESPN)  
 Colorado St. 37, Wyoming 13 (ESPN)  
**1999** BYU 34, Colorado State 13 (ESPN)  
 Colorado State 31, Utah 24 (ESPN)  
 Colorado St. 41, Air Force 21 (ESPN)  
**1998** Air Force 30, Colorado St. 27 (ESPN)  
**Home (8-0)**  
**2005** Colorado St. 41, Air Force 23 (ESPN)  
**2003** Colorado St. 30, Air Force 20 (ESPN2)  
**2002** Colorado State 37, BYU 10 (ESPN2)  
**2001** Colorado St. 28, Air Force 21 (ESPN)  
**2000** Colorado State 45, BYU 21 (ESPN)  
 Colorado St. 37, Wyoming 13 (ESPN)  
**1999** Colorado State 31, Utah 24 (ESPN)  
 Colorado St. 41, Air Force 21 (ESPN)  
**Road (2-5)**  
**2006** Air Force 24, Colorado St. 21 (mtn.)  
**2003** Colorado State 58, BYU 13 (ESPN2)  
**2002** Colorado St. 31, Air Force 12 (ESPN)  
**2001** Louisville 7, Colorado State 2 (ESPN)  
 BYU 56, Colorado State 34 (ESPN)  
**1999** BYU 34, Colorado State 13 (ESPN)  
**1998** Air Force 30, Colorado St. 27 (ESPN)

## Friday Night Games

**Home (1-0)**  
**2004** Colorado St. 30, Wyoming 7 (ESPN2)  
**Road (1-2)**  
**2005** Colorado St. 35, New Mexico 25 (ESPN2)  
**2003** New Mexico 37, Colorado St. 34 (ESPN2)  
**2002** Fresno State 32, Colorado St. 30 (ESPN2)

## FOOTBALL LEGACY

### All-Time Football Championships

1916 Rocky Mountain Conference  
 1919 Rocky Mountain Conference  
 1920 Rocky Mountain Conference  
 1925 Rocky Mountain Conference  
 1927 Rocky Mountain Conference  
 1933 Rocky Mountain Conference (tie)  
 1934 Rocky Mountain Conference (tie)  
 1955 Skyline Conference  
 1994 Western Athletic Conference  
 1995 Western Athletic Conference (tie)  
 1997 Western Athletic Conference  
 1999 Mountain West Conference (tie)  
 2000 Mountain West Conference  
 2002 Mountain West Conference

### Football All-Americans

1948 Thurman "Fum" McGraw  
 1949 Thurman "Fum" McGraw  
 1952 Harvey Achzeager  
 1975 Kevin McLain  
 1977 Mike Bell  
 1978 Mike Bell  
 1985 Keli McGregor  
 1994 Greg Myers  
 1995 Greg Myers  
 1997 Anthony Cesario

### Retired Jerseys

Five jersey numbers have been retired in the history of Colorado State's athletic program, including:

- 12 Sherri Danielson (volleyball)**  
 Retired in 1984, Danielson was the first volleyball All-American in school history. Danielson played on the 1984 U.S. Olympic volleyball team.
- 21 Eddie Hanna (football)**  
 Hanna was a star runningback who passed away following a road game in 1949.
- 24 Bill Green (men's basketball)**  
 Green was the school's first consensus All-American in 1962 and '63 in men's basketball and later an award-winning educator in New York City.
- 25 Becky Hammon (women's basketball)**  
 Hammon led Colorado State to a top-five national ranking and Elite Eight berth in the NCAA Tournament. She was also a first-team All-American.
- 48 Thurman "Fum" McGraw (football)**  
 Fum McGraw is the most recognized athlete in school history. He was the first player to earn consensus All-American honors in football in 1948 and '49, and later played professionally for the Detroit Lions. McGraw was also a coach and athletic administrator at his alma mater. He was the school's director of athletics from 1976-86.



# Colorado State University

## RAMS ON TV SINCE 1993

### 2007 (9 Games)

Colorado 31, Colorado State 28 (OT).....FSN  
 \*California 34, Colorado State 28..... CSTV  
 Houston 38, Colorado State 27..... CSTV  
 TCU 24, Colorado State 12.....mtn.  
 \*San Diego State 24, Colorado State 20.....mtn.  
 \*Air Force 45, Colorado State 21.....mtn.  
 \*Utah 27, Colorado State 3.....mtn.  
 BYU 35, Colorado State 16.....mtn.  
 New Mexico 26, Colorado State 23.....mtn.

### 2006 (9 Games)

\*Colorado State 30, Weber State 6.....mtn.  
 Colorado State 14, Colorado 10..... CSTV  
 \*Colorado State 28, UNLV 7.....mtn.  
 Air Force 24, Colorado State 21.....mtn.  
 Wyoming 24, Colorado State 0..... CSTV  
 \*BYU 24, Colorado State 3.....mtn.  
 Utah 35, Colorado State 22.....VERSUS  
 \*TCU 45, Colorado State 14.....mtn.  
 San Diego State 17, Colorado State 3.....mtn.

### 2005 (9 Games)

Colorado 31, Colorado State 28.....TBS  
 Minnesota 56, Colorado State 24.....ESPN2  
 Colorado State 42, Nevada 21.....FSNRM  
 \*Colorado State 41, Air Force 23.....ESPN  
 BYU 24, Colorado State 14.....FSRM  
 \*Colorado State 39, Wyoming 31.....ESPN  
 Colorado State 35, New Mexico 25.....ESPN2  
 \*San Diego State 30, Colorado State 10.....ERT  
 Navy 51, Colorado State 30.....ESPN2

### 2004 (9 Games)

Colorado 27, Colorado St. 24..... Fox Sports Net  
 USC 49, Colorado State 0..... ABC-TV  
 \*Colorado State vs. Minnesota.....ESPN2  
 \*BYU 31, Colorado State 21.....FSNRM  
 Colorado State 21, San Diego State 17.....ABC-TV  
 \*Colorado State 30, Wyoming 7.....ESPN2  
 \*New Mexico 26, Colorado State 17.....ESPN+Plus  
 Utah 63, Colorado State 31.....ESPN2  
 \*Colorado State 45, UNLV 10.....FSNRM

### 2003 (8 Games)

Colorado 42, Colorado State 35.....ESPN  
 Colorado State 23, California 21.....FOX/HDTV  
 Colorado State 58, BYU 13.....ESPN2  
 Colorado State 30, Air Force 20.....ESPN2  
 Wyoming 35, Colorado State 28.....ESPN+Plus  
 New Mexico 37, Colorado State 34.....ESPN2  
 Colorado State 21, San Diego St. 21.....ESPN+Plus  
 Colorado State 24, UNLV 23.....SportsWest  
 Boston College 35, Colorado State 21.....ESPN2

### 2002 (13 Games)

Colorado State 35, Virginia 29..... Fox Sports Net  
 Colorado State 19, Colorado 14.....ESPN2  
 UCLA 30, Colorado State 19..... Fox Sports Net  
 \*Colorado State 36, Louisville 33.....ESPN2  
 Fresno State 32, Colorado State 30.....ESPN  
 \*Colorado State 44, Wyoming 36.....ESPN+Plus  
 Colorado State 28, Utah 20.....ESPN+Plus  
 \*Colorado State 37, BYU 10.....ESPN2  
 Colorado State 31, Air Force 12.....ESPN  
 Colorado St. 49, San Diego St. 21.....SW/KTVD  
 \*Colorado State 22, New Mexico 14.....SW/KTVD  
 \*UNLV 36, Colorado State 33.....SW/KTVD  
 TCU 17, Colorado State 3.....ESPN

### 2001 (10 Games)

Colorado 41, Colorado State 14.....ABC  
 \*Colorado State 35, Nevada 18.....KTVD  
 \*San Diego St. 14, Colorado State 7.....ABC  
 Louisville 7, Colorado State 2.....ESPN  
 \*Fresno St. 25, Colorado St. 22 (ot).....ESPN2  
 Colorado State 26, UNLV 24.....SportsWest  
 \*Colorado State 19, Utah 17.....ESPN+Plus  
 BYU 56, Colorado State 34.....ESPN2  
 \*Colorado State 28, Air Force.....ESPN  
 Colorado State 45, North Texas 20.....ESPN2

### 2000 (11 Games)

Colorado State 28, Colorado 24.....ESPN2  
 \*Colorado State 41, ETSU 7.....SportsWest  
 Arizona St. 13, Colorado St. 10.....Fox  
 \*Colorado St. 45, Nevada 14.....SportsWest  
 \*Colorado State 17, UNM 14.....ESPN+Plus  
 \*Colorado State 20, UNLV 19.....ESPN2  
 Colorado State 24, Utah 17.....KTVD  
 \*Colorado State 45, BYU 21.....ESPN  
 Air Force 44, Colorado State 40.....ESPN2  
 \*Colorado State 37, Wyoming 13.....ESPN  
 Colorado State 22, Louisville 17.....ESPN

### 1999 (9 Games)

Colorado State 42, Colorado 14.....FOX  
 \*BYU 34, Colorado State 13.....ESPN  
 \*SDSU 17, Colorado St. 10.....ESPN+Plus  
 \*Colorado State 24, Wyoming 13.....ESPN2  
 \*Colorado State 31, Utah 24.....ESPN  
 \*Colorado State 36, UNM 22.....ESPN+Plus  
 \*Colorado State 41, Air Force 21.....ESPN  
 So. Miss 23, Colorado State 17.....ESPN

### 1998 (8 Games)

Colorado St. 23, Michigan St. 16.....ESPN2  
 \*Colorado 42, Colorado State 14.....ESPN  
 \*Air Force 30, Colorado State 27.....ESPN  
 \*Colorado State 34, Tulsa 7.....FOX/KUSA  
 \*Colorado State 42, TCU 21.....FOX/KUSA  
 \*Rice 35, Colorado State 23.....FOX/KUSA  
 \*Wyoming 27, Colorado State 19.....ESPN2

Colorado State 32, SMU 10.....FOX/KUSA

### 1997 (9 Games)

Colorado 31, Colorado State 21.....FOX  
 \*Air Force 24, Colorado State 0.....ESPN2  
 \*Colorado State 63, Hawaii 0.....FOX  
 Colorado State 14, Wyoming 7.....FOX  
 Colorado State 45, UNLV 19.....FOX  
 \*Colorado State 41, Fresno State 3.....FOX  
 Colorado St. 38, San Diego St. 17.....ESPN  
 Colorado State 41, New Mexico 13.....ABC  
 Colorado State 35, Missouri 24.....ESPN

### 1996 (10 Games)

\*Colorado 48, Colorado State 34.....ESPN2  
 \*Colorado State 35, UNLV 16.....FOX  
 Nebraska 65, Colorado State 9.....FOX  
 Colorado State 28, Hawaii 16.....KWHD  
 Tulsa 20, Colorado State 14.....KWHD  
 \*Colorado St. 36, San Jose St. 13.....FOX  
 \*Colorado St. 27, San Diego St. 18.....FOX  
 Colorado State 42, Air Force 41.....ESPN  
 Colorado State 42, Fresno State 20.....KWHD  
 \*Wyoming 25, Colorado State 24.....FOX

### 1995 (8 Games)

Colorado 42, Colorado State 14.....ESPN  
 Colorado State 27, Air Force 20.....ABC  
 \*BYU 28, Colorado State 21.....ESPN2  
 Colorado State 19, Utah 14.....FOX  
 \*New Mexico 22, Colorado State 14.....FOX  
 \*Colorado State 22, Hawaii 0.....FOX  
 Colorado State 24, San Diego St. 13.....FOX  
 Kansas St. 54, Colorado State 21.....ESPN

### 1994 (7 Games)

Colorado State 28, BYU 21.....FOX  
 \*Colorado State 19, San Diego St. 17.....FOX  
 Colorado State 21, Arizona 16.....FOX  
 \*Utah 45, Colorado State 31.....ABC  
 \*Colorado State 35, Wyoming 24.....ESPN  
 Colorado State 44, Fresno State 42.....FOX  
 Michigan 24, Colorado State 14.....ESPN

### 1993 (5 Games)

\*Oregon 23, Colorado State 9.....FOX  
 \*Colorado State 8, Air Force 5.....FOX  
 San Diego St. 30, Colorado State 3.....FOX  
 Utah 38, Colorado State 21.....FOX  
 Colorado State 42, Wyoming 21.....ABC

### \*Home Games

# Colorado State University

## STADIUM FACTS

Since Sonny Lubick's arrival in 1993, Colorado State has won nearly 75 percent of its home games. Sonny Lubick Field at Hughes Stadium has been the site to some of the greatest games in school history, and national and regional television broadcasts take place at nearly every home game.

The stadium lies at the base of the foothills of the Rocky Mountains, about two miles west of the main campus, and in one of the most scenic college football settings anywhere. In 2000, permanent lighting standards were installed, then 4,400 additional permanent seats were constructed in the north end zone prior to the 2004 season.

### Largest home crowds

|     | Attend | Year | Opponent, Score    |
|-----|--------|------|--------------------|
| 1.  | 39,107 | 1994 | Utah; L 31-45      |
| 2.  | 38,129 | 1987 | Colorado; L 16-29  |
| 3.  | 36,371 | 1996 | Colorado; L 34-48  |
| 4.  | 35,514 | 1994 | Wyoming; W 35-24   |
| 5.  | 34,320 | 1998 | Wyoming; L 19-27   |
| 6.  | 34,071 | 1997 | Air Force; L 0-24  |
| 7.  | 33,979 | 1988 | Colorado; L 23-27  |
| 8.  | 33,701 | 1996 | Wyoming; L 24-25   |
| 9.  | 33,650 | 1995 | BYU; L 21-28       |
| 10. | 33,501 | 2004 | Minnesota; L 16-34 |

### Largest home openers

|     | Attend | Year | Opponent, Score     |
|-----|--------|------|---------------------|
| 1.  | 33,501 | 2004 | Minnesota; L 16-34  |
| 2.  | 31,607 | 2002 | Louisville; W 36-33 |
| 3.  | 29,672 | 1997 | Nevada; W 45-13     |
| 4.  | 29,101 | 2005 | Nevada; W 42-21     |
| 5.  | 28,801 | 2006 | Weber State; W 30-6 |
| 6.  | 28,797 | 1994 | Utah; W 41-16       |
| 7.  | 28,652 | 1983 | Air Force; L 13-34  |
| 8.  | 28,611 | 2003 | Weber St.; W 31-7   |
| 9.  | 28,605 | 1977 | No. Colo.; W 48-10  |
| 10. | 27,805 | 2007 | Cal; L 28-34        |

### Total attendance

|     | Total   | Year | G | Avg.   |
|-----|---------|------|---|--------|
| 1.  | 187,344 | 1994 | 6 | 31,224 |
| 2.  | 183,786 | 2003 | 6 | 30,631 |
| 3.  | 173,308 | 1996 | 6 | 28,885 |
| 4.  | 163,776 | 2004 | 6 | 27,296 |
| 5.  | 159,461 | 1990 | 6 | 26,577 |
| 6.  | 152,307 | 2002 | 5 | 30,462 |
| 7.  | 148,893 | 1997 | 4 | 29,795 |
| 8.  | 146,737 | 2005 | 5 | 29,347 |
| 9.  | 138,814 | 2001 | 5 | 27,763 |
| 10. | 137,884 | 1999 | 5 | 27,577 |

### Annual average

|     | Average | Year | G | Total   |
|-----|---------|------|---|---------|
| 1.  | 31,292  | 1998 | 4 | 125,169 |
| 2.  | 31,224  | 1994 | 6 | 187,344 |
| 3.  | 30,631  | 2003 | 6 | 183,786 |
| 4.  | 30,462  | 2002 | 5 | 152,307 |
| 5.  | 29,795  | 1997 | 5 | 148,893 |
| 6.  | 29,347  | 2005 | 5 | 146,737 |
| 7.  | 28,885  | 1996 | 6 | 173,308 |
| 8.  | 27,884  | 2006 | 3 | 83,653  |
| 9.  | 27,763  | 2001 | 5 | 138,814 |
| 10. | 27,577  | 1999 | 5 | 137,884 |

### Annual Total

| Year | Games | Attend  | Average |
|------|-------|---------|---------|
| 2007 | 5     | 111,935 | 22,387  |
| 2006 | 5     | 122,916 | 24,583  |
| 2005 | 5     | 146,737 | 29,347  |
| 2004 | 6     | 163,776 | 27,296  |
| 2003 | 6     | 183,786 | 30,631  |
| 2002 | 5     | 152,307 | 30,462  |
| 2001 | 5     | 138,184 | 27,763  |
| 2000 | 5     | 137,696 | 27,540  |
| 1999 | 5     | 137,884 | 27,577  |
| 1998 | 4     | 125,169 | 31,292  |
| 1997 | 5     | 147,973 | 29,795  |
| 1996 | 6     | 173,308 | 28,885  |
| 1995 | 5     | 136,867 | 27,373  |
| 1994 | 6     | 187,344 | 31,224  |
| 1993 | 5     | 109,640 | 21,928  |
| 1992 | 6     | 113,438 | 18,906  |
| 1991 | 5     | 125,309 | 25,061  |
| 1990 | 6     | 159,461 | 26,577  |
| 1989 | 5     | 124,174 | 24,835  |
| 1988 | 5     | 131,025 | 26,017  |
| 1987 | 5     | 117,743 | 23,549  |
| 1986 | 6     | 113,507 | 22,701  |
| 1985 | 5     | 93,112  | 18,622  |
| 1984 | 5     | 116,473 | 23,295  |
| 1983 | 5     | 112,607 | 22,521  |
| 1982 | 5     | 118,253 | 23,651  |
| 1981 | 5     | 93,961  | 18,792  |
| 1980 | 5     | 128,677 | 24,735  |
| 1979 | 5     | 112,196 | 22,439  |
| 1978 | 5     | 111,440 | 22,288  |
| 1977 | 6     | 128,306 | 21,384  |
| 1976 | 5     | 115,159 | 23,032  |
| 1975 | 5     | 107,499 | 21,500  |
| 1974 | 5     | 102,316 | 20,463  |
| 1973 | 6     | 114,501 | 19,984  |
| 1972 | 5     | 97,404  | 19,481  |
| 1971 | 5     | 85,402  | 17,080  |
| 1970 | 5     | 105,257 | 21,051  |
| 1969 | 4     | 63,144  | 15,786  |
| 1968 | 5     | 95,210  | 19,042  |

### Record by year

| Year | Gm | Record | Attend  |
|------|----|--------|---------|
| 2007 | 5  | 1-4-0  | 111,935 |
| 2006 | 5  | 2-3-0  | 122,916 |
| 2005 | 5  | 5-1-0  | 146,737 |
| 2004 | 6  | 3-3-0  | 163,776 |
| 2003 | 6  | 4-2-0  | 183,786 |
| 2002 | 5  | 4-1-0  | 152,307 |
| 2001 | 5  | 3-2-0  | 138,314 |
| 2000 | 5  | 5-0-0  | 137,696 |
| 1999 | 5  | 4-1-0  | 137,884 |
| 1998 | 4  | 3-1-0  | 125,169 |
| 1997 | 5  | 4-1-0  | 148,973 |
| 1996 | 6  | 4-2-0  | 173,308 |
| 1995 | 5  | 3-2-0  | 136,867 |
| 1994 | 6  | 5-1-0  | 187,344 |
| 1993 | 5  | 3-2-0  | 109,640 |
| 1992 | 6  | 2-4-0  | 113,438 |
| 1991 | 5  | 2-3-0  | 125,309 |
| 1990 | 6  | 6-0-0  | 159,461 |
| 1989 | 5  | 2-2-1  | 124,174 |
| 1988 | 5  | 1-4-0  | 131,025 |
| 1987 | 5  | 1-4-0  | 117,443 |
| 1986 | 5  | 4-1-0  | 113,507 |
| 1985 | 5  | 3-2-0  | 93,112  |
| 1984 | 5  | 2-3-0  | 116,473 |

### Record by year (cont.)

| Year | Gm | Record | Attend  |
|------|----|--------|---------|
| 1983 | 5  | 4-1-0  | 112,607 |
| 1982 | 5  | 3-2-0  | 118,253 |
| 1981 | 5  | 0-5-0  | 93,961  |
| 1980 | 5  | 3-2-0  | 128,677 |
| 1979 | 5  | 2-3-0  | 112,196 |
| 1978 | 5  | 3-2-0  | 111,440 |
| 1977 | 6  | 5-1-0  | 128,306 |
| 1976 | 5  | 4-1-0  | 115,159 |
| 1975 | 5  | 2-3-0  | 107,499 |
| 1974 | 5  | 3-1-1  | 102,316 |
| 1973 | 6  | 2-4-0  | 114,502 |
| 1972 | 5  | 1-4-0  | 97,404  |
| 1971 | 6  | 2-4-0  | 85,402  |
| 1970 | 5  | 3-2-0  | 105,257 |
| 1969 | 4  | 3-1-0  | 63,144  |
| 1968 | 5  | 1-4-0  | 95,210  |

### By opponent

|                            | Gm | Record |
|----------------------------|----|--------|
| Air Force.....             | 19 | 8-11   |
| Arizona.....               | 2  | 0-2    |
| Arizona State.....         | 3  | 1-2    |
| Arkansas State.....        | 2  | 2-0    |
| Brigham Young.....         | 17 | 4-12-1 |
| California.....            | 1  | 0-1    |
| Cal State-Fullerton.....   | 2  | 1-1    |
| Colorado.....              | 3  | 0-3    |
| Eastern Michigan.....      | 1  | 0-0-1  |
| East Tennessee State.....  | 1  | 1-0    |
| Fresno State.....          | 4  | 3-1    |
| Georgia Southern.....      | 1  | 1-0    |
| Hawaii.....                | 8  | 6-2    |
| Houston.....               | 1  | 0-1    |
| Idaho.....                 | 4  | 2-2    |
| Iowa State.....            | 1  | 0-1    |
| Louisville.....            | 1  | 1-0    |
| Memphis State.....         | 1  | 1-0    |
| Miami (Ohio).....          | 1  | 0-1    |
| Minnesota.....             | 1  | 0-1    |
| Mississippi State.....     | 1  | 0-1    |
| Montana State.....         | 3  | 3-0    |
| New Mexico.....            | 16 | 8-8#   |
| New Mexico State.....      | 4  | 4-0    |
| Nevada.....                | 5  | 5-0    |
| North Texas.....           | 1  | 0-1    |
| Northern Colorado.....     | 3  | 3-0    |
| Ohio.....                  | 1  | 1-0    |
| Oregon.....                | 1  | 0-1    |
| Pacific.....               | 2  | 1-1    |
| San Diego State.....       | 13 | 6-7    |
| San Jose State.....        | 1  | 1-0    |
| Southern Mississippi.....  | 1  | 1-0    |
| TCU.....                   | 2  | 1-1    |
| Tennessee-Chattanooga..... | 1  | 1-0    |
| Toledo.....                | 1  | 1-0    |
| Tulsa.....                 | 2  | 2-0    |
| UNLV.....                  | 13 | 9-4    |
| Utah.....                  | 14 | 7-7    |
| Utah State.....            | 6  | 2-4    |
| UTEP.....                  | 15 | 12-3   |
| Weber State.....           | 2  | 2-0    |
| West Texas A&M.....        | 2  | 2-0    |
| West Virginia.....         | 2  | 1-1    |
| Wichita State.....         | 2  | 2-0    |
| Wyoming.....               | 20 | 11-9   |

## SONNY LUBICK • HEAD COACH

15th Season • Western Montana '60

Colorado State's football program has attained previously unknown heights during head coach Sonny Lubick's 15 seasons. During that time, Lubick has created a standard for excellence never before evident during the more than 100-year history of the football program.

Since taking over a program that had won just 47 games in 11 seasons with just one bowl appearance prior to his arrival in 1993, Lubick has guided the Rams' program to elite status nationally.

For example:

- Colorado State has won or shared six conference titles since 1994, more than any other Mountain West Conference member over that period;
- CSU has played in nine bowl games, more than any other league institution since 1994;
- The Rams rank among the top 20 teams in the nation in total victories since 1997;
- Lubick ranks among the top 20 NCAA Division I FBS active coaches in career wins;
- Colorado State is among the leaders in MWC victories since the conference came into being in 1999.
- The Rams have seven times since Lubick's arrival won eight or more games in a season. Four times – the only four times in school history – CSU has won 10 or more games under Lubick's watchful eye.

Lubick has ushered in by far the most successful era in the history of CSU football. His fingerprint can be seen on the results on the field as well as at the turnstile.

Not only have the Rams been perennial postseason competitors, but nine of the top 10 seasons in total attendance in school history have come during his reign. Additionally, eight of the 10 largest single-game crowds in CSU history have come since his arrival.

Lubick also joined another elite list of coaches including Joe Paterno, Bobby Bowden, and Frank Beamer, in 2005 as active Division IA coaches with 100 or more career wins at their current institutions. The group includes only nine members, of which Lubick is now a member.

Interest and support of CSU's program has never been greater. The 2006 season marked the completion of an 18-month project to renovate and expand Sonny Lubick Field at Hughes Stadium. The project was made possible through a \$15.2 million gift by the Bohemian Foundation, with a caveat the stadium's playing surface be named in Lubick's honor.

The project included the installation of 4,400 new seats, the renovation of the press box and club seating area, and the addition of 12 luxury suites – each of which were sold prior to the beginning of the 2005 season.

Prior to the 2006 season, a new artificial playing surface was installed to complete the renovation.

The success enjoyed by the Rams' program under Lubick's watch has touched the entire department.

For instance, during his tenure, CSU has been able to:

- Renovate and expand the stadium (\$15.2 million)
- Acquire a \$200,000 gift from former CSU all-star and current NFL All-Pro linebacker Joey Porter, who played for Lubick in the 1990's and a gift of \$75,000 from former defensive end and 10-year NFL veteran Brady Smith for program enhancements.
- Secure funding and build the McGraw Athletic Center (\$5.5 million), completed in 1999, which houses offices for every athletic department staff member, includes an academic support center,

athletic marketing, promotions, and ticket offices, and breakout rooms for football position meetings, as well as a 125-seat auditorium for team meetings and special functions;

- Renovate Moby Arena (\$4.5) million in 1998 as part of the McGraw Center project.

Those projects alone total more than \$25 million, made possible in large part by the success CSU's football program has enjoyed since Lubick's arrival.

Lubick cares deeply about the people around him, particularly the program's student-athletes and his staff members. He has carefully built CSU's programs into one of the nation's best using a time-tested philosophy:

- Responsibility: Each member of the Rams' program is responsible for their actions and the impact on the success of the team.
- Character: Lubick places a premium on student-athletes who display integrity and honesty.
- Respect: Earning respect among peers, fans, and colleagues remains more important to the veteran coach than gaining popularity from those groups.
- Perspective: Remain on an even keel, win or lose. Lubick has those in the program focused on the goal ahead.

Lubick's impact has been felt not only in the football program or athletics department, but across the university and throughout the community:

- He was named the *SPORTS ILLUSTRATED* coach of the year in 1994 after leading CSU to a 10-2 record;
- In 2003, Lubick was named one of four national finalists for the Eddie Robinson Coach of Distinction Award for his community service work;
- Also in 2003, the Rams' coach was recognized by the American Diabetes Association-Colorado Chapter as "Father of the Year."
- He is an annual contributor and participant in several local and national charities including St. Jude's Children's Hospital;• In May of 2005, he was named Citizen of the Year by the Fort Collins Board of Realtors;
- Lubick and his family were honored by a local charitable organization in the winter of 2006 for their commitment and dedication to the northern Colorado community;
- In January of 2007, Lubick was named the Collins Award winner, given annually to a local figure that exemplifies leadership and service to the Fort Collins Community by the local chamber of commerce.

Lubick remains staunch in his belief a family approach is one of the reasons for Colorado State's success during his tenure.

Five of his current coaching staff members – Karl Ballard, Tom Ehlers, Darrell Funk, Dan Hammerschmidt, and his son, Marc – either played or coached under Lubick during his first stint in Fort Collins or his return beginning in 1993.

Marc joined the staff in 2005 after being on the staff of the St. Louis Rams. He replaced his older brother, Matt, who departed for a position at the University of Mississippi.

Assistants Mick Delaney and Dave Arnold both coached alongside Lubick at Montana State. Steve Stanard and James Ward had previous ties to long-time Lubick colleagues, while Jessie Williams was on the same coaching staff as Matt Lubick.

Further testament to his belief in a family atmosphere takes place after every home game. After conducting his postgame news conference and greeting wife Carol Jo, Lubick is always embraced by his three young grandchildren – Matthew, William and Emma – children of his daughter, Michelle, and son-in-law Gerard Boyle.

Lubick's smile while embracing his two youngest Rams fans reflects the same happiness CSU supporters have come to appreciate during the most successful era in school history.

# Colorado State University

## THE LUBICK FILE

**Personal:** Born March 12, 1937.

**Family:** Sonny and wife Carol Jo have three children: sons Matt (1/26/72) and Marc (11/13/77) and daughter Michelle (1/4/73). Matt is the wide receivers coach at Arizona State and Marc is CSU's wide receivers coach. Michelle and husband, Gerard Boyle, live in Ft. Collins, along with sons Matthew and William, and daughter Emma.

**Education:** Graduated from Christian Brothers High in Butte, Mont., in 1955. Earned bachelor's degree from Western Montana, 1960; earned master's degree from Montana State, 1978.

## LUBICK'S LEDGER

- 15 seasons at Colorado State.
- 107-74 as head coach at CSU, second-winningest coach in school history.
- 128-93 all-time in 19 seasons as college coach.
- 72-41 in conference games at Colorado State.
- Four-time conference coach of year: 1994, '97, '99, and 2000.
- Three end-of-season Top 25 rankings: 1994 (15th); 1997 (16th); 2000 (14th) and three pre-season top 25 rankings (1998, 2001, 2003).
- Inducted into Colorado State Sports Hall of Fame, 1998.
- Six conference titles and nine bowl game appearances since 1994.
- Ranked among Top 15 teams nationally in total victories since 1997.
- Five All-Americans, seven academic All-Americans, 61 first-team all-conference selections, 112 academic all-conference selections, 39 postseason all-star game performers, more than 40 professional signees.
- Six conference players of the year.

## CAREER RESUME

- 1993-present: Head Coach, Colorado State
- 1988-92: Def. Coordinator, Miami (Fla.).
- 1985-88: Assistant Coach, Stanford
- 1982-84: Offensive Coordinator, Colorado State
- 1978-81: Head Coach, Montana State
- 1970-77: Assistant Coach, Montana State

## ALL-STAR COACHING

- 2001: Hula Bowl All-Star Game
- 1995: East-West Shrine Game

## MWC TITLE WINNERS

| Coach, School               | Titles Won | Last Title |
|-----------------------------|------------|------------|
| Sonny Lubick, Colo. State   | 6          | 2002       |
| Fisher DeBerry, Air Force   | 3          | 1995       |
| Gary Patterson              | 2          | 2005       |
| Bronco Mendenhall, BYU      | 1          | 2006       |
| Joe Glenn, Wyoming          | 0          | --         |
| Chuck Long, San Diego State | 0          | --         |
| Rocky Long, New Mexico      | 0          | --         |
| Mike Sanford, UNLV          | 0          | --         |
| Kyle Whittingham, Utah      | 0          | --         |

## CSU COACHING RECORDS

| Coach                       | Yrs. | W-L-T     | Pct. |
|-----------------------------|------|-----------|------|
| Bob Davis (1947-55)         | 9    | 54-33-2   | .618 |
| Sonny Lubick (1993-pres.)   | 15   | 107-74-0  | .591 |
| Harry Hughes (1911-41)      | 31   | 125-93-18 | .568 |
| C.J. Griffith (1901-03)     | 3    | 7-7-2     | .500 |
| Sark Arslanian (1973-81)    | 9    | 45-47-4   | .490 |
| Earle Bruce (1989-92)       | 4    | 22-24-1   | .479 |
| Julius Wagner (1942, 45-46) | 3    | 8-15-1    | .354 |
| John McIntosh (1904-06)     | 3    | 4-9-2     | .333 |
| Don Mullison (1956-61)      | 6    | 19-40-1   | .325 |
| Mike Lude (1962-69)         | 8    | 29-51-1   | .324 |
| No Coach (1893-94; '99)     | 3    | 3-7-1     | .318 |
| Leon Fuller (1982-88)       | 7    | 25-55-0   | .313 |
| George Toomey (190)         | 1    | 1-3-0     | .250 |
| Jerry Wampfler (1970-72)    | 3    | 8-25-0    | .242 |
| Claude Rothgeb (1907-10)    | 4    | 2-14-0    | .125 |
| Chester Caddas (1981)       | 1    | 0-6-0     | .000 |

## COACHING CAPSULE

| Year          | School         | Record        | Conf.        |
|---------------|----------------|---------------|--------------|
| 2007          | Colorado State | 2-9           | 1-6          |
| 2006          | Colorado State | 4-8           | 1-7/T8th     |
| 2005          | Colorado State | 6-6           | 5-3/T2nd     |
| 2004          | Colorado State | 4-7           | 3-4/T4th     |
| 2003          | Colorado State | 7-6           | 4-3/3rd      |
| 2002          | Colorado State | 10-4          | 6-1/1st      |
| 2001          | Colorado State | 7-5           | 5-2/2nd      |
| 2000          | Colorado State | 10-2          | 6-1/1st      |
| 1999          | Colorado State | 8-4           | 5-2/T1st     |
| 1998          | Colorado State | 8-4           | 5-3/3rd      |
| 1997          | Colorado State | 11-2          | 7-1/1st      |
| 1996          | Colorado State | 7-5           | 6-2/2nd      |
| 1995          | Colorado State | 8-4           | 6-2/1st      |
| 1994          | Colorado State | 10-2          | 7-1/1st      |
| 1993          | Colorado State | 5-6           | 5-3/4th      |
| <b>Totals</b> |                | <b>107-74</b> | <b>72-41</b> |
| 1981          | Montana State  | 3-7           | 1-6/7th      |
| 1980          | Montana State  | 4-6           | 3-4/6th      |
| 1979          | Montana State  | 6-4           | 6-1/1st      |
| 1978          | Montana State  | 8-2           | 4-2/2nd      |
| <b>Total</b>  |                | <b>21-19</b>  | <b>14-13</b> |
| <b>Career</b> |                | <b>128-93</b> | <b>86-54</b> |

## CENTURY CLUB

Rams coach Sonny Lubick is one of only six active NCAA Division I-A coaches with 100 or more victories at his current institution:

| Coach, Current School        | Wins |
|------------------------------|------|
| Joe Paterno, Penn State      | 371  |
| Bobby Bowden, Florida State  | 299  |
| Chris Ault, Nevada           | 190  |
| Frank Beamer, Virginia Tech  | 164  |
| Phil Fulmer, Tennessee       | 144  |
| Sonny Lubick, Colorado State | 106  |

## BY OPPONENT

|         |        |
|---------|--------|
| Overall | 107-74 |
| Home    | 52-25  |
| Road    | 47-39  |
| Neutral | 8-11   |

## MOUNTAIN WEST (57-40)

| Opponent      | All          | Home         | Road         | Neu        |
|---------------|--------------|--------------|--------------|------------|
| Air Force     | 9-6          | 5-2          | 4-4          | 0-0        |
| Brigham Young | 4-8          | 2-4          | 2-4          | 0-0        |
| New Mexico    | 9-5          | 3-3          | 5-2          | 1-0        |
| San Diego St. | 8-6          | 2-4          | 6-2          | 0-0        |
| TCU           | 1-4          | 1-1          | 0-2          | 0-1        |
| Utah          | 6-6          | 3-3          | 3-3          | 0-0        |
| UNLV          | 11-1         | 5-1          | 6-0          | 0-0        |
| Wyoming       | 10-4         | 5-2          | 5-2          | 0-0        |
| <b>Totals</b> | <b>57-40</b> | <b>26-20</b> | <b>30-19</b> | <b>1-1</b> |

## OTHERS (49-33)

| Opponent            | All          | Home        | Road         | Neu        |
|---------------------|--------------|-------------|--------------|------------|
| Arizona             | 1-0          | 0-0         | 1-0          | 0-0        |
| Arizona State       | 0-1          | 0-0         | 0-1          | 0-0        |
| Arkansas St.        | 1-0          | 1-0         | 0-0          | 0-0        |
| Boston College      | 0-1          | 0-0         | 0-0          | 0-1        |
| California          | 1-1          | 0-1         | 1-0          | 0-0        |
| Colorado            | 4-9          | 0-1         | 0-4          | 4-4        |
| E. Tennessee St.    | 1-0          | 1-0         | 0-0          | 0-0        |
| Fresno St.          | 6-3          | 3-1         | 3-2          | 0-0        |
| Georgia Southern    | 1-0          | 1-0         | 0-0          | 0-0        |
| Hawaii              | 3-0          | 2-0         | 1-0          | 0-0        |
| Houston             | 0-1          | 0-0         | 0-1          | 0-0        |
| Kansas              | 0-1          | 0-0         | 0-1          | 0-0        |
| Kansas St.          | 0-1          | 0-0         | 0-0          | 0-1        |
| Louisville          | 2-1          | 1-0         | 0-1          | 1-0        |
| Miami (Ohio)        | 0-1          | 0-1         | 0-0          | 0-0        |
| Michigan            | 0-1          | 0-0         | 0-0          | 0-1        |
| Michigan St.        | 1-0          | 0-0         | 1-0          | 0-0        |
| Minnesota           | 0-2          | 0-1         | 0-1          | 0-0        |
| Missouri            | 1-0          | 0-0         | 0-0          | 1-0        |
| Montana St.         | 2-0          | 2-0         | 0-0          | 0-0        |
| Navy                | 0-1          | 0-0         | 0-0          | 0-1        |
| Nebraska            | 0-2          | 0-0         | 0-2          | 0-0        |
| Nevada              | 7-1          | 4-0         | 3-1          | 0-0        |
| New Mexico St.      | 2-0          | 1-0         | 1-0          | 0-0        |
| North Texas         | 1-0          | 0-0         | 0-0          | 1-0        |
| Oregon              | 0-2          | 0-1         | 0-1          | 0-0        |
| Rice                | 0-1          | 0-0         | 0-1          | 0-0        |
| San Jose St.        | 2-0          | 1-0         | 1-0          | 0-0        |
| Southern California | 0-1          | 0-0         | 0-1          | 0-0        |
| SMU                 | 1-0          | 0-0         | 1-0          | 0-0        |
| So. Mississippi     | 0-1          | 0-0         | 0-0          | 0-1        |
| Tenn.-Chatt.        | 1-0          | 1-0         | 0-0          | 0-0        |
| Tulsa               | 2-1          | 2-0         | 0-1          | 0-0        |
| UCLA                | 0-1          | 0-0         | 0-1          | 0-0        |
| Utah State          | 3-0          | 1-0         | 2-0          | 0-0        |
| UTEP                | 4-0          | 2-0         | 2-0          | 0-0        |
| Virginia            | 1-0          | 0-0         | 1-0          | 0-0        |
| Weber State         | 2-0          | 2-0         | 0-0          | 0-0        |
| <b>Totals</b>       | <b>49-33</b> | <b>26-6</b> | <b>16-19</b> | <b>7-8</b> |

# Colorado State University

## YEAR-BY-YEAR RESULTS

### 2006 • Won 4, Lost 8 • MWC: 1-7; T8th

| Date | Opponent            | TV     | Score   | Atten. |
|------|---------------------|--------|---------|--------|
| S2   | Weber State         | mtn.   | W 30-6  | 28,801 |
| S9   | Colorado            | CSTV   | W 14-10 | 65,701 |
| S16  | at Nevada           | --     | L 10-28 | 18,883 |
| S30  | at Fresno State     | --     | W 35-23 | 42,021 |
| O7   | UNLV*               | mtn.   | W 28-7  | 32,841 |
| O12  | at Air Force*       | mtn.   | L 21-24 | 30,008 |
| O21  | at Wyoming*         | CSTV   | L 0-24  | 23,247 |
| O28  | New Mexico*         | --     | L 19-20 | 22,011 |
| N4   | BYU*                | mtn.   | L 3-24  | 21,117 |
| N11  | at Utah*            | VERSUS | L 22-35 | 39,532 |
| N25  | TCU*                | mtn.   | L 14-45 | 16,146 |
| D2   | at San Diego State* | mtn.   | L 6-17  | 17,557 |

\*MWC Games

### 2005 • Won 6, Lost 6 • MWC: 5-3, T2nd

| Date | Opponent         | TV    | Score   | Atten. |
|------|------------------|-------|---------|--------|
| S3   | at Colorado      | TBS   | L 28-31 | 54,972 |
| S17  | at Minnesota     | ESPN2 | L 24-56 | 40,221 |
| S24  | Nevada           | FSNRM | W 42-21 | 29,101 |
| O1   | Air Force*       | ESPN  | W 41-23 | 27,711 |
| O8   | Utah*            | --    | W 21-17 | 32,713 |
| O15  | at BYU*          | FSNRM | L 14-24 | 58,165 |
| O22  | Wyoming*         | ESPN2 | W 39-31 | 32,801 |
| O28  | at New Mexico*   | ESPN2 | W 35-25 | 36,390 |
| N5   | at TCU*          | --    | L 6-33  | 36,284 |
| N12  | San Diego State* | ERT   | L 10-30 | 25,411 |
| N19  | at UNLV*         | --    | W 31-27 | 16,543 |
| D22  | vs. Navy+        | ESPN2 | L 30-51 | 36,842 |

\*MWC Games. +Poinsettia Bowl.

### 2004 • Won 4, Lost 7 • MWC 3-4, T4th

| Date | Opponent           | TV      | Score   | Atten. |
|------|--------------------|---------|---------|--------|
| S4   | at Colorado        | Fox Net | L 24-27 | 54,954 |
| S11  | at Southern Cal.   | ABC-TV  | L 0-49  | 85,521 |
| S18  | Minnesota          | ESPN2   | L 16-34 | 33,501 |
| S25  | Montana State      | --      | W 39-14 | 28,207 |
| O2   | BYU*               | FSNRM   | L 21-31 | 32,511 |
| O16  | at San Diego State | ABC-TVW | L 21-17 | 31,129 |
| O22  | Wyoming*           | ESPN2   | W 30-7  | 30,108 |
| O30  | New Mexico*        | ERT     | L 17-26 | 24,573 |
| N6   | at Utah*           | ESPN2   | L 31-63 | 44,222 |
| N13  | UNLV*              | FSNRM   | W 45-10 | 14,876 |
| N20  | at Air Force*      | --      | L 17-47 | 34,441 |

\*MWC Games.

### 2003 • Won 7, Lost 6 • MWC 4-3, 3rd

| Date | Opponent           | TV        | Score     | Atten. |
|------|--------------------|-----------|-----------|--------|
| A30  | Colorado+          | ESPN      | L 35-42   | 76,219 |
| S6   | at California      | FOX/KDTVW | 2 3 - 2 1 | 34,096 |
| S13  | Weber State        | None      | W 31-7    | 28,611 |
| S20  | Miami (Ohio)       | None      | L 21-41   | 30,610 |
| S27  | Utah*              | KJZZ      | L 21-28   | 29,117 |
| O4   | Fresno State       | None      | W 34-10   | 32,620 |
| O9   | at BYU*            | ESPN2     | W 58-13   | 58,513 |
| O16  | Air Force*         | ESPN2     | W 30-20   | 32,701 |
| N1   | at Wyoming*        | ERT       | L 28-35   | 18,511 |
| N7   | at New Mexico*     | ESPN2     | L 34-37   | 37,133 |
| N15  | San Diego St.*     | ERT       | W 21-6    | 29,127 |
| N22  | at UNLV*           | ERT/SWW   | 24-23     | 21,530 |
| D31  | San Francisco Bowl | ESPN2     | L 21-35   | 25,621 |

+INVESCO Field. \*MWC Games.

### 2002 • Won 10, Lost 4 • MWC 6-1, 1st

| Date | Opponent      | TV    | Score      | Atten.  |
|------|---------------|-------|------------|---------|
| A22  | at Virginia%  | Fox   | W 35-29    | 57,120  |
| A31  | vs. Colorado+ | ESPN2 | W 19-14    | 75,531  |
| S7   | at UCLA       | Fox   | L 19-30    | 58,078  |
| S14  | Louisville    | ESPN2 | W 36 - 3 3 | 31,607^ |
| S28  | at Nevada     | None  | W 32-28    | 19,292  |

|     |                     |       |         |        |
|-----|---------------------|-------|---------|--------|
| O5  | at Fresno State     | ESPN  | L 30-32 | 38,336 |
| O12 | Wyoming*            | ERT   | W 44-36 | 32,151 |
| O19 | at Utah*            | ERT   | W 28-20 | 34,374 |
| O24 | BYU*                | ESPN2 | W 37-10 | 29,457 |
| O31 | at Air Force*       | ESPN  | W 31-12 | 39,063 |
| N16 | at San Diego State* | SW    | W 49-21 | 21,714 |
| N23 | New Mexico*         | SW    | W 22-14 | 30,215 |
| N30 | UNLV*               | SW    | L 33-36 | 28,877 |
| D31 | TCU#                | ESPN  | L 3-17  | 55,087 |

%Jim Thorpe Assn. Classic.+INVESCO Field. ^Home-opener record. #Liberty Bowl.

### 2001 • Won 7, Lost 5 • MWC 5-2, 2nd

| Date | Opponent          | TV       | Score   | Atten. |
|------|-------------------|----------|---------|--------|
| S1   | Colorado+         | ABC-TV   | L 14-42 | 75,022 |
| S8   | Nevada            | SW-KTVDW | 35-18   | 27,367 |
| S22  | San Diego State*  | ABC      | L 7-14  | 29,110 |
| S29  | at Wyoming*       | None     | W 42-14 | 26,617 |
| O4   | at Louisville     | ESPN     | L 2-7   | 39,389 |
| O13  | Fresno State (ot) | ESPN2    | L 22-25 | 31,580 |
| O20  | at UNLV*          | SW       | W 26-24 | 20,049 |
| O27  | Utah*             | ERT      | W 19-17 | 24,119 |
| N1   | at BYU*           | ESPN2    | L 34-56 | 63,478 |
| N8   | Air Force*        | ESPN     | W 28-21 | 26,638 |
| N17  | at New Mexico*    | None     | W 24-17 | 29,304 |
| D18  | N. Texas #        | ESPN2    | W 45-20 | 27,004 |

^INVESCO Field. #New Orleans Bowl.

### 2000 • Won 10, Lost 2 • MWC 6-1, 1st

| Date | Opponent           | TV    | Score   | Atten. |
|------|--------------------|-------|---------|--------|
| S2   | Colorado+          | ESPN2 | W 28-24 | 67,466 |
| S9   | E. Tennessee St.   | SW    | W 41-17 | 25,122 |
| S16  | at Arizona State   | Fox   | L 10-13 | 51,911 |
| S30  | at Nevada          | SW    | W 45-14 | 19,003 |
| O7   | New Mexico*        | ERT   | W 17-14 | 27,507 |
| O14  | UNLV*              | ESPN2 | W 20-17 | 31,700 |
| O21  | at Utah*           | KTVD  | W 24-17 | 37,505 |
| O28  | at San Diego State | None  | W 34-22 | 24,852 |
| N2   | BYU*               | ESPN  | W 49-21 | 27,412 |
| N11  | at Air Force*      | ESPN2 | L 40-44 | 35,151 |
| N16  | Wyoming*           | ESPN  | W 37-13 | 25,922 |
| D29  | Louisville#        | ESPN  | W 22-17 | 58,302 |

+Mile High Stadium. #Liberty Bowl. \*MWC Games.

### 1999 • Won 8, Lost 4 • MWC 5-2, T1st

| Date | Opponent         | TV    | Score   | Atten. |
|------|------------------|-------|---------|--------|
| S4   | Colorado+        | Fox   | W 41-14 | 73,438 |
| S11  | Nevada           | None  | W 38-33 | 25,123 |
| S16  | at BYU*          | ESPN  | L 13-34 | 63,054 |
| O2   | New Mexico State | None  | W 46-7  | 28,556 |
| O9   | at Fresno State  | None  | L 13-44 | 37,061 |
| O16  | San Diego State* | ERT   | L 10-17 | 26,774 |
| O23  | at Wyoming*      | ESPN2 | W 24-13 | 25,506 |
| O28  | Utah*            | ESPN  | W 31-24 | 25,120 |
| N6   | at New Mexico*   | ERT   | W 36-22 | 26,710 |
| N18  | Air Force*       | ESPN  | W 31-21 | 32,011 |
| N27  | at UNLV*         | None  | W 35-17 | 16,498 |
| D31  | So. Mississippi# | ESPN  | L 17-23 | 54,866 |

+Mile High Stadium. #Liberty Bowl. \*MWC Games.

### 1998 • Won 8, Lost 4 • WAC 5-3, 3rd

| Date | Opponent            | TV    | Score   | Atten. |
|------|---------------------|-------|---------|--------|
| A29  | at Michigan State%  | ESPN2 | W 23-16 | 68,624 |
| S5   | Colorado+           | ESPN  | L 14-42 | 76,036 |
| S12  | at Nevada           | None  | W 26-14 | 22,882 |
| S17  | at Air Force*       | ESPN  | L 27-30 | 50,115 |
| S26  | UNLV*               | None  | W 38-16 | 27,632 |
| O3   | at UTEP*            | None  | W 20-17 | 19,003 |
| O10  | Tulsa*              | Fox   | W 47-7  | 31,575 |
| O17  | at New Mexico State | None  | W 47-28 | 20,747 |
| O24  | TCU*                | Fox   | W 42-21 | 31,642 |
| O31  | at Rice*            | Fox   | L 23-35 | 18,344 |
| N7   | Wyoming             | ESPN2 | L 19-27 | 34,320 |
| N14  | at SMU*             | Fox   | W 32-10 | 21,133 |

+Mile High Stadium. %Jim Thorpe Assn. Classic. \*WAC Games.

### 1997 • Won 11, Lost 2 • WAC: 7-1, 1st

| Date | Opponent            | TV    | Score   | Atten. |
|------|---------------------|-------|---------|--------|
| A30  | Nevada              | None  | W 45-13 | 29,672 |
| S6   | at Colorado         | Fox   | L 21-31 | 53,416 |
| S13  | at Utah State       | None  | W 35-24 | 22,097 |
| S20  | Air Force*          | ESPN2 | L 0-24  | 34,071 |
| O4   | Hawaii*             | Fox   | W 63-0  | 30,047 |
| O11  | at San Jose State*  | None  | W 55-20 | 10,384 |
| O18  | at Wyoming*         | Fox   | W 14-7  | 34,745 |
| O25  | Tulsa*              | None  | W 44-8  | 24,741 |
| N1   | at UNLV*            | Fox   | W 45-19 | 19,984 |
| N8   | Fresno State*       | Fox   | W 41-3  | 27,641 |
| N22  | at San Diego State* | ESPN  | W 38-17 | 25,704 |
| D6   | New Mexico&         | ABC   | W 41-13 | 12,706 |
| D29  | Missouri#           | ESPN  | W 35-24 | 50,761 |

&WAC Championship. #Holiday Bowl. \*WAC Games.

### 1996 • Won 7, Lost 5 • WAC: 6-2, T2nd

| Date | Opponent          | TV    | Score   | Atten. |
|------|-------------------|-------|---------|--------|
| A31  | Tenn.-Chattanooga | None  | W 61-19 | 27,171 |
| S7   | Colorado          | ESPN2 | L 34-48 | 36,371 |
| S14  | at Oregon         | None  | L 28-35 | 39,605 |
| S21  | UNLV*             | Fox   | W 35-16 | 24-11  |
| S28  | at Nebraska       | Fox   | L 9-65  | 75,575 |
| O5   | at Hawaii*        | KWHD  | W 28-16 | 32,010 |
| O12  | at Tulsa          | KWHD  | L 14-20 | 24,556 |
| O19  | San Jose State*   | Fox   | W 36-13 | 27,041 |
| O26  | San Diego State*  | Fox   | W 27-18 | 25,013 |
| N2   | at Air Force*     | ESPN  | W 42-41 | 51,116 |
| N9   | at Fresno State*  | KWHD  | W 42-20 | 35,009 |
| N16  | Wyoming*          | Fox   | L 24-25 | 33,701 |

\*WAC Games.

### 1995 • Won 8, Lost 4 • WAC 6-2, T1st

| Date | Opponent            | TV    | Score   | Atten. |
|------|---------------------|-------|---------|--------|
| S2   | Montana State       | None  | W 31-10 | 27,068 |
| S9   | at Colorado         | ESPN  | L 14-42 | 52,848 |
| S16  | at Air Force*       | ABC   | W 27-20 | 45,578 |
| S30  | BYU*                | ESPN2 | L 18-21 | 36,650 |
| O7   | at Utah State       | None  | W 59-17 | 16,071 |
| O14  | at Utah*            | Fox   | W 19-14 | 27,691 |
| O21  | New Mexico*         | Fox   | L 14-22 | 28,901 |
| O28  | at Wyoming*         | None  | W 31-24 | 28,245 |
| N4   | UTEP*               | None  | W 56-10 | 22,013 |
| N11  | Hawaii*             | Fox   | W 22-0  | 25,235 |
| N25  | at San Diego State* | Fox   | W 24-13 | 41,603 |
| D29  | Kansas State#       | ESPN  | L 24-51 | 51,051 |

#Holiday Bowl. \*WAC Games.

### 1994 • Won 10, Lost 2; • WAC 7-1, 1st

| Date | Opponent         | TV   | Score   | Atten. |
|------|------------------|------|---------|--------|
| S3   | at Air Force*    | None | W 34-21 | 43,979 |
| S10  | Utah State       | None | W 41-16 | 28,979 |
| S17  | at BYU*          | Fox  | W 28-21 | 60,121 |
| S24  | San Diego State* | Fox  | W 19-17 | 32,618 |
| O1   | at New Mexico*   | None | W 38-31 | 29,236 |
| O8   | at Arizona       | Fox  | W 21-16 | 56,534 |
| O15  | UTEP*            | None | W 47-9  | 27,837 |
| O22  | Utah*            | ABC  | L 31-45 | 39,107 |
| N5   | Wyoming*         | ESPN | W 35-24 | 35,514 |
| N12  | Arkansas State   | None | W 48-3  | 23,741 |
| N19  | at Fresno State* | Fox  | W 44-42 | 37,241 |
| D30  | Michigan#        | ESPN | L 14-24 | 59,453 |

#Holiday Bowl. \*WAC Games.

### 1993 • Won 5, Lost 6 • WAC 5-3, T4th

| Date | Opponent            | TV   | Score   | Atten. |
|------|---------------------|------|---------|--------|
| S4   | Oregon              | Fox  | L 9-23  | 21,721 |
| S11  | Air Force*          | Fox  | W 8-5   | 24,093 |
| S18  | BYU*                | None | L 22-27 | 23,104 |
| S25  | at Nebraska         | None | L 13-48 | 75,625 |
| O2   | at Kansas           | None | L 6-24  | 37,500 |
| O9   | Fresno State*       | None | W 34-32 | 23,812 |
| O16  | at San Diego State* | Fox  | L 3-30  | 32,355 |
| O23  | at Utah*            | Fox  | L 21-38 | 21,097 |
| O30  | New Mexico*         | None | W 21-20 | 17,270 |
| N13  | at UTEP*            | None | W 52-0  | 11,225 |
| N20  | at Wyoming*         | ABC  | W 42-21 | 20,692 |

## AWARD WINNERS

### Jim Thorpe Award

1995 Greg Myers

### College Football Foundation Scholar Athlete Award

1995 Greg Myers, FS

### NCAA Post-Graduate Scholarship Award

1998 Nate Kvamme, LB

1995 Greg Myers, FS

### Honda National Scholar Athlete Of The Year Award

1995 Greg Myers, FS

### Bowl Game MVP's

2002 Rhett Nelson, DB; Cecil Sapp, RB

2001 Justin Gallimore, DB

2000 Cecil Sapp, RB

1999 Rick Crowell, LB; Kevin McDougal, RB

1997 Moses Moreno, QB & Darran Hall, WR (Co-MVP)

1995 Damon Washington, WR

1994 Anthony Hill, QB

### All-American

1998 Anthony Cesario, OL; 1st team

1995 Sean Moran, DE; 2nd team  
Greg Myers, FS; 1st team  
Brady Smith, DE; 2nd team

1994 Greg Myers, FS; 1st team

### Academic All-American

2003 Eric Pauly, LB

2002 Eric Pauly, LB  
Drew Wood, LB

2001 Eric Pauly, LB

1998 Mike Newell, OC  
Nate Kvamme, LB

1995 Greg Myers, FS

1994 Greg Myers, FS

### CFA Academic All-American

1995 Greg Myers, FS

1994 Greg Myers, FS

### CFA Good-Works Team

1996 Myron Terry, SS

1995 Ray Jackson, CB

### Conference Players Of Year

2003 B. Van Pelt, QB; Offense

2002 B. Van Pelt, QB; Offense

2000 Rick Crowell, LB; Defense

2000 Matt Newton, QB; Offense

1999 Kevin McDougal, RB; Offense

1997 Moses Moreno, QB; Offense

1995 Brady Smith, DE; Defense

### All-Conference

2005 Jimmie Kaylor, P

2004 Joel Dreessen, TE  
Erik Pears, OT

2003 David Anderson, WR  
Erik Pears, OL  
Bryan Save, DL  
Bradlee VanPelt, QB  
Dexter Wynn, DB/RS

2002 Joel Dreessen, TE  
Peter Hogan, DL  
Morgan Pears, OL  
Cecil Sapp, RB  
Bradlee Van Pelt, QB  
Dexter Wynn, DB

2001 Joey Huber, P  
Pete Rebstock, PR/KR  
David Shohet, OL

2000 Justin Borvansky, OL  
Rick Crowell, LB  
John Howell, DB  
Matt Newton, QB  
Jose Ochoa, TE  
Pete Rebstock, WR  
Cecil Sapp, RB  
Tim Stuber, OL

1999 Clark Haggans, DE  
Deone Horinek, P  
Kevin McDougal, RB  
Erik Olson, DB  
Blane Saipaia, OT  
Ula Tuitele, LB

1998 Anthony Cesario, OL  
Rick Crowell, LB  
Darran Hall, WR  
Mike Newell, OC  
Joey Porter, DE  
Myron Terry, FS

1997 Anthony Cesario, OL  
Nate Kvamme, OB  
Moses Moreno, QB  
Adrian Ross, DE  
Damon Washington, RB  
Eli Workman, TE

1996 Calvin Branch, RB  
Mark Rogowski, OT  
Adrian Ross, DE

1995 James Cregg, OL  
Ray Jackson, CB  
Sean Moran, DE  
Greg Myers, FS  
Brady Smith, DE

1994 Pat Meyer, OT  
Sean Moran, DE  
Greg Myers, FS  
Kenya Ragsdale, LB  
Andre Strode, CB

1993 Bob Cox, OC

Steve Hodge, DT  
Greg Myers, FS  
Steve Norton, DE  
Brian Schneider, LB

### Academic All-Conference

2006 Caleb Hanie, QB  
Matt Hendrick, LB  
Jeff Horinek, LB  
Klint Kubiak, DB  
Tim LeBlanc, BB  
Michael Myers, RB  
Jesse Nading, DL  
Clint Oldenburg, OL  
Dustin Osborn, WR  
Jason Smith, K

2005 David Anderson, WR  
Matt Bartz, TE  
Kyle Bell, RB  
Jeff Horinek, LB  
Joey Kearney, QB  
Klint Kubiak, DB  
Kevin Mark, K  
Mike Myers, DB  
Jesse Nading, DE  
Clint Oldenburg, OL  
Dustin Osborn, WR  
Nate Pauly, LB  
Jason Smith, K

2004 David Anderson, WR  
Kyle Bell, RB  
Zac Bryson, DB  
Joel Dreessen, HB  
Travis Garcia, DB  
Caleb Hanie, QB  
Joey Kearney, QB  
Kevin Mark, K  
Jesse Nading, DL  
Clint Oldenburg, OL  
Dustin Osborn, WR  
Nathan Pauly, LB  
John Witt, LB

2003 David Anderson, WR  
Caleb Atchison, WR  
Curt Beling, DB  
Joel Dreessen, HB  
Mark Dreyer, OL  
Jeff Flora, LB  
Travis Garcia, DB  
Joey Kearney, QB  
Kevin Mark, K  
Clint Oldenburg, TE  
Dustin Osborn, WR  
Eric Pauly, LB  
Bryan Save, DL  
Russell Sprague, WR  
John Stepien, DL  
Ben Stratton, DB  
Drew Wood, LB

2002 David Anderson, WR  
Curt Beling, DB  
Joey Cuppari, WR  
Joel Dreessen, HB  
Mark Dreyer, OL  
Jeff Flora, LB  
Zeke Hacker, OL  
Adam Hayward, DB

Landon Jones, DB  
Eric Pauly, LB  
Bryan Save, DL  
Russell Sprague, WR  
Drew Wood, LB

2001 Joel Dreessen, HB  
Mark Dreyer, OL  
Broc Finalyson, OL  
Jeff Flora, LB  
Jason Gallimore, DB  
Justin Gallimore, DB  
Jason Hepp, B  
Joey Huber, P  
Landon Jones, DB  
Kent Naughton, K  
Eric Pauly, LB  
Bryan Save, DL  
Lucas Smith, DL  
Aaron Sprague, DB  
Russell Sprague, WR  
Brad Svoboda, WR  
Mike Vomhof, RB  
Drew Wood, LB

2000 Jamie Bennett, DL  
Broc Finalyson, OL  
Jason Gallimore, DB  
Justin Gallimore, DB  
Eric Pauly, LB  
Lucas Smith, DL  
Aaron Sprague, DB  
Russell Sprague, WR  
Brad Svoboda, WR  
Drew Wood, LB

1999 Jamie Bennett, DL  
Andy Engelstad, DB  
Broc Finalyson, OL  
Jason Gallimore, DB  
Justin Gallimore, OL  
Lucas Smith, DL  
Aaron Sprague, DB  
Brad Svoboda, WR

1998 Jamie Bennett, DL  
Nate Kvamme, LB  
Mike Newell, OL  
Lucas Smith, DT

1997 Jamie Bennett, DT  
Nate Kvamme, LB  
Mike Newell, OL

1996 Nate Kvamme, LB  
Mike Newell, OL  
Myron Terry, FS

1995 Nate Kvamme, LB  
Greg Myers, FS  
Mike Newell, OL

1994 Pat Meyer, OL  
Greg Myers, FS  
Matt Phillips, WR  
John Polousky, OL

1993 Pat Meyer, OL  
Greg Myers, FS  
Derek Yurosek, OL

## Postseason All-Star Games East-West Shrine Game

2005 David Anderson, WR

2004 Erik Pears, OT

2003 Bradlee Van Pelt, QB  
Dexter Wynn, DB/RS

2002 Morgan Pears, OL

1998 Joey Porter, DE  
Myron Terry FS  
Damon Washington, RB

1997 Moses Moreno, QB  
Adrian Ross, DE

1996 Calvin Branch, RB

1995 Sonny Lubick, West Coach  
Sean Moran, DE  
Greg Myers, FS  
Brady Smith, DE

## Hula Bowl

2006 Josh Day, OT

2005 Mike Brisiel, OT  
David Andeson, WR

2003 Bradlee Van Pelt, QB

2002 Cecil Sapp, RB

2001 Sonny Lubick, Coach  
Pete Rebstock, WR

2000 Rick Crowell, LB

1999 Kevin McDougal, RB  
Ula Tuitele, LB

1998 Myron Terry, FS

1997 Adrian Ross, DE

## Blue-Gray Classic

1998 Jason Craft, DB

1996 Calvin Branch, RB (MVP)

## Senior Bowl

2004 Joel Dreessen, TE

2002 Cecil Sapp, RB

1999 Clark Haggans, DE

1998 Anthony Cesario, OL  
Jason Craft, CB  
Darran Hall, WR  
Mike Newell, OL  
Joey Porter, DE

## Gridiron Classic

2004 Erik Pears, OT

2002 Morgan Pears, OL  
Henri Childs, HB  
Rhett Nelson, DB

2001 Pete Rebstock, WR  
Aaron Sprague, DB

## Las Vegas All-Star Classic

2005 Albert Bimper, OC  
Justin Holland, QB  
Courtney Jones, LB

2004 Patrick Goodpaster, DE

2001 Dallas Davis, WR  
Broc Finlayson, OL  
Broderick Lancaster, OL  
Ameer Lowe, DB  
Duan Ruff, RB  
Lucas Smith, DL  
Thal Woods, DB

## Sonny Lubick's

### Rams in the NFL

(Year Drafted/Signed)

2006: 3  
Josh Day, OT  
Clint Oldenburg, OT  
Dustin Osborn, WR

2005: 4  
David Anderson, WR  
Albert Bimper, OL  
Mike Brisiel, OL  
Justin Holland, QB

2004: 4  
Joel Dreessen, TE  
Patrick Goodpaster, DE  
Erik Pears, OL  
Jon Simon, OL

2003: 6  
Eric Hill, WR  
Chris Pittman, WR  
Bryan Save, DT  
Andre Sommersell, LB/DE  
Bradlee Van Pelt, QB  
Dexter Wynn, DB/RS

2001: 3  
Dallas Davis, WR  
Justin Gallimore, DB  
Pete Rebstock, WR

2000: 6  
Justin Borvansky, OL  
Rick Crowell, LB  
John Howell, DB  
Mike Mackenzie, DL  
Frank Rice, WR  
Tim Stuber, OL

1999: 5  
Clark Haggans, DE; 1999  
Deone Horinek, P; 1999  
Kevin McDougal, RB; 1999  
Erik Olson, DB; 1999  
Ula Tuitele, LB; 1999

1998: 6  
Anthony Cesario, OL  
Jason Craft, CB  
Darran Hall, WR  
Mike Newell, OL  
Joey Porter, DE  
Damon Washington, RB

1997: 6  
Corey McCoy, WR  
Moses Moreno, QB  
Geoff Turner, WR  
Paul Turner, WR  
Adrian Ross, DE  
Eli Workman, TE

1996: 1  
Calvin Branch, DB; 1996

1995: 6  
Karl Ballard, LB  
Ray Jackson, CB  
Greg Myers, SS  
Sean Moran, DE  
Mitch Palmer, LS  
Brady Smith, DE

1994: 3  
Jeremy Burkett, WR  
Anthony Hill, QB  
Pat Meyer, OL

# Colorado State University

## YEAR-BY-YEAR SUMMARY

| Colorado State's Record            | 2007 | 2006 | 2005 | 2004 | 2003 | 2002 | 2001 | 2000 | 1999 | 1998 | 1997 | 1996 | 1995 | 1994 | 1993 | Total  |
|------------------------------------|------|------|------|------|------|------|------|------|------|------|------|------|------|------|------|--------|
| Rams lead after 1st quarter        | 2-1  | 1-2  | 3-2  | 4-2  | 2-2  | 8-2  | 5-0  | 6-0  | 4-1  | 6-1  | 8-0  | 6-0  | 5-1  | 7-0  | 3-1  | 70-15  |
| Rams trail after 1st quarter       | 0-7  | 0-5  | 3-3  | 0-4  | 2-2  | 1-1  | 0-3  | 3-1  | 2-2  | 1-3  | 2-2  | 1-3  | 1-1  | 3-2  | 2-5  | 21-46  |
| Score is tied after 1st quarter    | 0-1  | 3-1  | 0-1  | 0-1  | 3-2  | 1-1  | 2-2  | 1-1  | 2-1  | 1-0  | 1-0  | 0-1  | 2-1  | 0-0  | 0-0  | 16-13  |
| Rams lead at halftime              | 2-1  | 2-1  | 3-1  | 4-1  | 6-1  | 9-2  | 7-0  | 8-0  | 6-0  | 7-2  | 9-1  | 6-0  | 7-0  | 7-0  | 4-1  | 87-11  |
| Rams trail at halftime             | 0-8  | 0-7  | 3-5  | 0-6  | 1-5  | 1-2  | 0-4  | 2-2  | 2-4  | 1-3  | 1-1  | 1-4  | 0-3  | 1-2  | 1-4  | 14-61  |
| Score is tied at halftime          | 0-0  | 1-1  | 0-0  | 0-0  | 0-0  | 0-0  | 0-1  | 0-0  | 0-0  | 0-0  | 1-0  | 0-0  | 1-0  | 2-0  | 0-1  | 5-3    |
| Rams lead after 3rd quarter        | 2-2  | 3-2  | 3-1  | 4-0  | 6-0  | 9-1  | 6-1  | 6-0  | 7-0  | 7-1  | 11-0 | 6-1  | 7-0  | 8-0  | 4-0  | 90-9   |
| Rams trail after 3rd quarter       | 0-6  | 0-6  | 3-5  | 0-7  | 1-6  | 1-3  | 1-4  | 4-2  | 0-3  | 0-3  | 0-2  | 1-3  | 1-4  | 2-2  | 1-6  | 15-63  |
| Score is tied after 3rd quarter    | 0-1  | 0-0  | 0-0  | 0-0  | 0-0  | 0-0  | 0-0  | 0-0  | 1-1  | 1-0  | 0-0  | 0-0  | 0-0  | 0-0  | 0-0  | 2-2    |
| <b>Schedule Breakdown</b>          |      |      |      |      |      |      |      |      |      |      |      |      |      |      |      |        |
| Overall                            | 1-7  | 4-8  | 6-5  | 4-7  | 7-6  | 10-4 | 7-5  | 10-2 | 8-4  | 8-4  | 11-2 | 7-5  | 8-4  | 10-2 | 5-6  | 106-72 |
| August                             | 0-0  | 0-0  | 0-0  | 0-1  | 2-0  | 0-0  | 0-0  | 0-0  | 1-0  | 1-0  | 0-0  | 0-0  | 0-0  | 0-0  | 0-0  | 4-1    |
| September                          | 0-4  | 3-1  | 2-2  | 1-3  | 2-2  | 2-1  | 2-2  | 2-1  | 2-1  | 2-2  | 1-2  | 2-3  | 2-2  | 4-0  | 1-3  | 28-29  |
| October                            | 1-3  | 1-3  | 3-1  | 2-2  | 3-0  | 4-1  | 2-2  | 4-0  | 3-2  | 4-1  | 4-0  | 3-1  | 3-1  | 3-1  | 2-3  | 43-20  |
| November                           | 1-2  | 0-3  | 1-2  | 1-2  | 2-2  | 2-1  | 2-1  | 2-1  | 3-0  | 1-1  | 3-0  | 2-1  | 3-0  | 3-0  | 2-0  | 28-16  |
| December                           | 0-0  | 0-1  | 0-1  | 0-0  | 0-1  | 0-1  | 1-0  | 1-0  | 0-1  | 0-0  | 2-0  | 0-0  | 0-1  | 0-1  | 0-0  | 4-7    |
| <b>Conference Games</b>            | 1-6  | 1-7  | 5-3  | 3-4  | 4-3  | 6-1  | 5-2  | 6-1  | 5-2  | 5-3  | 7-1  | 6-2  | 6-2  | 7-1  | 5-3  | 72-41  |
| Home                               | 0-3  | 1-3  | 3-1  | 1-2  | 2-1  | 3-1  | 2-1  | 4-0  | 2-1  | 3-1  | 3-1  | 3-1  | 2-2  | 3-1  | 3-1  | 35-20  |
| Road                               | 1-3  | 0-4  | 2-2  | 1-2  | 2-2  | 3-0  | 3-1  | 2-1  | 3-1  | 2-2  | 4-0  | 3-1  | 4-0  | 4-0  | 2-2  | 36-21  |
| <b>Non-Conference Games</b>        | 1-3  | 3-1  | 1-3  | 1-3  | 3-3  | 4-3  | 2-3  | 3-1  | 3-2  | 3-1  | 4-1  | 1-3  | 2-2  | 3-1  | 0-3  | 33-33  |
| Home                               | 1-1  | 1-0  | 1-0  | 1-1  | 2-1  | 1-0  | 1-1  | 1-0  | 2-0  | 0-0  | 1-0  | 1-1  | 1-0  | 2-0  | 0-1  | 16-6   |
| Road/Neutral Site                  | 0-2  | 2-1  | 0-3  | 0-2  | 1-2  | 3-3  | 1-2  | 3-1  | 1-2  | 3-1  | 3-1  | 0-2  | 1-2  | 1-1  | 0-2  | 19-27  |
| <b>Miscellaneous</b>               |      |      |      |      |      |      |      |      |      |      |      |      |      |      |      |        |
| Games Decided by TD or less        | 0-4  | 1-2  | 2-1  | 1-1  | 2-4  | 4-2  | 4-3  | 5-2  | 2-2  | 2-1  | 1-0  | 2-2  | 3-1  | 4-0  | 3-1  | 36-26  |
| Games Decided by FG or less        | 0-2  | 0-2  | 0-1  | 0-1  | 2-1  | 1-2  | 2-1  | 2-1  | 0-0  | 1-1  | 0-0  | 1-1  | 0-0  | 1-0  | 3-0  | 13-13  |
| Games Played on Natural Grass      | 0-5  | 2-1  | 5-5  | 4-6  | 5-6  | 8-4  | 6-5  | 9-2  | 8-4  | 6-3  | 9-1  | 6-2  | 8-3  | 10-2 | 4-3  | 90-52  |
| Home Games on Natural Grass        | 0-0  | 0-0  | 4-1  | 3-3  | 4-2  | 4-1  | 3-2  | 4-0  | 4-1  | 3-1  | 4-1  | 4-2  | 3-2  | 5-1  | 3-2  | 49-17  |
| Road/Neutral on Natural Grass      | 0-5  | 2-1  | 1-4  | 1-3  | 1-4  | 4-2  | 3-3  | 4-2  | 4-3  | 3-2  | 5-0  | 2-0  | 5-1  | 5-1  | 1-1  | 43-32  |
| Day Games on Natural Grass         | 0-4  | 1-0  | 3-2  | 2-1  | 3-2  | 2-2  | 3-1  | 4-1  | 4-1  | 4-0  | 6-0  | 4-1  | 6-2  | 6-1  | 4-2  | 52-20  |
| Night Games on Natural Grass       | 0-1  | 1-1  | 2-3  | 2-4  | 3-4  | 6-2  | 2-4  | 5-1  | 4-3  | 1-3  | 3-1  | 2-1  | 2-1  | 4-1  | 0-1  | 37-31  |
| Day Games, Overall                 | 1-8  | 3-3  | 4-4  | 2-2  | 4-2  | 4-2  | 4-1  | 5-1  | 4-1  | 6-1  | 8-1  | 4-4  | 6-2  | 6-1  | 4-5  | 65-38  |
| Night Games, Overall               | 1-1  | 1-4  | 2-2  | 2-5  | 3-4  | 6-2  | 3-4  | 5-1  | 3-3  | 2-3  | 3-1  | 3-1  | 2-2  | 4-1  | 1-1  | 40-35  |
| <b>Total Offense/Total Defense</b> |      |      |      |      |      |      |      |      |      |      |      |      |      |      |      |        |
| Rams +300 yards total offense      | 2-7  | 3-3  | 4-3  | 1-1  | 2-4  | 2-0  | 5-0  | 4-0  | 4-1  | 2-1  | 3-0  | 7-5  | 8-2  | 10-1 | 5-1  | 61-29  |
| Rams +400 yards total offense      | 2-1  | 0-0  | 2-1  | 2-4  | 4-0  | 4-2  | 1-1  | 1-0  | 2-1  | 2-1  | 8-0  | 7-0  | 4-0  | 6-1  | 2-1  | 47-13  |
| Rams +500 yards total offense      | 1-0  | 0-0  | 2-1  | 0-0  | 1-2  | 3-0  | 0-1  | 2-1  | 1-0  | 2-0  | 2-0  | 4-0  | 0-0  | 2-0  | 1-0  | 21-5   |
| Rams -200 yards passing            | 0-4  | 0-2  | 1-2  | 2-1  | 2-1  | 4-2  | 6-4  | 2-0  | 2-1  | 3-2  | 4-1  | 1-2  | 4-0  | 3-0  | 3-4  | 37-26  |
| Rams +250 yards passing            | 1-1  | 1-2  | 0-2  | 1-2  | 1-1  | 2-0  | 0-0  | 2-0  | 0-2  | 1-1  | 0-0  | 4-3  | 1-1  | 4-0  | 1-1  | 19-16  |
| Rams +300 yards passing            | 0-1  | 0-0  | 3-2  | 1-2  | 1-2  | 0-0  | 0-0  | 1-1  | 1-0  | 1-1  | 1-0  | 2-1  | 0-1  | 2-0  | 0-0  | 13-11  |
| Rams -100 yards rushing            | 0-1  | 2-5  | 1-4  | 1-3  | 0-0  | 0-1  | 0-2  | 4-1  | 1-2  | 0-2  | 0-1  | 0-2  | 0-3  | 2-0  | 0-3  | 11-30  |
| Rams +150 yards rushing            | 2-5  | 0-0  | 1-1  | 0-0  | 2-1  | 3-1  | 2-0  | 3-1  | 1-0  | 3-0  | 2-0  | 7-2  | 8-0  | 7-1  | 4-1  | 46-13  |
| Rams +200 yards rushing            | 2-0  | 0-0  | 1-0  | 1-1  | 1-1  | 1-2  | 1-0  | 0-0  | 3-0  | 3-0  | 4-0  | 5-1  | 3-0  | 6-1  | 3-0  | 34-6   |
| Rams +250 yards rushing            | 2-0  | 0-0  | 1-0  | 0-0  | 3-1  | 4-0  | 1-2  | 2-0  | 1-0  | 1-0  | 4-0  | 4-0  | 1-0  | 2-0  | 3-0  | 30-3   |
| Rams allow -300 yards offense      | 0-0  | 3-2  | 0-0  | 1-1  | 3-1  | 2-0  | 1-1  | 6-1  | 1-2  | 3-0  | 2-0  | 0-0  | 4-0  | 3-1  | 1-0  | 29-9   |
| Rams allow +400 yards offense      | 2-4  | 0-4  | 3-4  | 0-6  | 1-4  | 3-1  | 5-2  | 1-1  | 2-1  | 2-1  | 1-1  | 4-4  | 1-1  | 5-0  | 2-2  | 33-37  |
| Rams allow -200 yards passing      | 1-4  | 3-3  | 2-3  | 2-3  | 3-2  | 3-3  | 4-1  | 6-1  | 1-2  | 3-3  | 4-1  | 3-2  | 5-1  | 0-0  | 2-2  | 48-23  |
| Rams allow +250 yards passing      | 1-1  | 0-1  | 1-1  | 1-1  | 0-0  | 1-0  | 2-0  | 0-0  | 0-0  | 2-1  | 2-0  | 3-3  | 2-2  | 3-0  | 3-4  | 21-14  |
| Rams allow +300 yards passing      | 1-1  | 0-1  | 2-0  | 0-0  | 0-3  | 2-0  | 0-1  | 3-0  | 1-1  | 3-0  | 0-0  | 1-3  | 2-0  | 3-0  | 1-4  | 19-14  |
| Rams allow -100 yards rushing      | 0-0  | 3-1  | 1-0  | 1-0  | 2-0  | 4-0  | 0-1  | 5-0  | 1-1  | 2-0  | 3-0  | 0-1  | 2-0  | 4-1  | 2-2  | 30-7   |
| Rams allow +150 yards rushing      | 2-4  | 0-3  | 4-1  | 0-2  | 2-0  | 2-1  | 1-1  | 0-0  | 1-0  | 2-0  | 1-0  | 5-4  | 2-2  | 4-0  | 1-3  | 27-21  |
| Rams allow +200 yards rushing      | 2-4  | 0-3  | 1-4  | 0-5  | 1-2  | 3-2  | 3-2  | 2-2  | 2-1  | 1-2  | 0-1  | 2-2  | 1-2  | 3-0  | 0-2  | 21-34  |

# Colorado State University

## CSU SUPERLATIVES UNDER SONNY LUBICK

### Team

#### Most Points:

1. Hawaii..... 1997 .....63
2. Tenn.-Chattanooga..... 1996 .....61
3. Utah State..... 1995 .....59
4. BYU ..... 2003 .....58
5. Twice.....56

#### Fewest Points Allowed:

1. Hawaii..... 1998 ..... 0  
Hawaii..... 1997 ..... 0
3. Fresno State..... 1997 ..... 3  
Arkansas State ..... 1994 ..... 3
5. San Diego State..... 2003 ..... 6

#### Most First Downs:

1. Tulsa..... 1997 ..... 31  
Air Force ..... 1996 ..... 31  
San Diego State..... 1996 ..... 31
4. New Mexico..... 1994 ..... 30
5. Four Times.....29

#### Most Rushing Attempts:

1. San Diego State..... 1996 ..... 68
2. Hawaii..... 1996 ..... 61
3. San Diego State..... 2002 ..... 60
4. BYU ..... 2001 ..... 58
5. Colorado ..... 2007 ..... 56  
BYU ..... 2002 ..... 56  
Nevada..... 1997 ..... 56

#### Most Rushing Yards:

1. Tenn.-Chattanooga..... 1996 ..... 462
2. BYU ..... 2001 ..... 440
3. Nevada..... 1997 ..... 356
4. San Diego State..... 1996 ..... 351
5. Hawaii..... 1995 ..... 348

#### Most Pass Attempts:

1. Colorado ..... 1995 ..... 56
2. Air Force ..... 1996 ..... 48
3. Southern Miss..... 1999 ..... 46
4. Wyoming..... 1998 ..... 45
5. BYU ..... 1999 ..... 44

#### Most Pass Completions:

1. Air Force ..... 1996 ..... 31
2. Colorado ..... 2004 ..... 29
3. Colorado ..... 2005 ..... 28
3. Navy ..... 2005 ..... 28
5. Wyoming..... 1998 ..... 27

#### Most Passing Yards:

1. Navy ..... 2005 ..... 431
2. Wyoming..... 2005 ..... 419
3. Colorado ..... 2004 ..... 403
4. Colorado ..... 2003 ..... 402
5. TCU ..... 1998 ..... 370

#### Most Total Yards:

1. Tenn.-Chattanooga..... 1996 ..... 693
2. Tulsa..... 1997 ..... 626
3. BYU ..... 2001 ..... 598
4. TCU ..... 1998 ..... 589
5. Colorado ..... 2003 ..... 585  
UTEP ..... 1994 ..... 585

#### Punting Yardage (min of 4):

1. Weber State ..... 2003 ..... 55.5
2. New Mexico ..... 2003 ..... 54.5
3. New Mexico..... 2004 ..... 52.2
4. San Jose State ..... 1997 ..... 50.4
5. Colorado ..... 1998 ..... 50.3

#### Most Time of Possession:

1. San Diego State..... 1996 ..... 40:45
2. Nevada..... 1997 ..... 40:00
3. Weber State ..... 2003 ..... 38:14
4. UTEP ..... 1995 ..... 37:29
5. New Mexico..... 1995 ..... 37:01  
Colorado ..... 2007 ..... 37:01

#### Fewest First Downs, Opp.:

1. Nevada..... 2000 ..... 9  
BYU ..... 2000 ..... 9  
Hawaii..... 1995 ..... 9  
Weber State ..... 2006 ..... 9  
San Diego State..... 2006 ..... 9

#### Fewest Rushing Attempts, Opp.:

1. BYU ..... 2000 ..... 16
2. San Diego State..... 2002 ..... 19
3. Montana State..... 2004 ..... 22
4. Nevada..... 1997 ..... 23
5. Twice

#### Fewest Rushing Yards, Opp.:

1. Weber State ..... 2006 ..... -38
2. UTEP ..... 1994 ..... 23  
Wyoming..... 1995 ..... 23
4. San Diego State..... 2000 ..... 26
5. San Diego State..... 2002 ..... 30

#### Fewest Pass Attempts, Opp.:

1. Rice ..... 1998 ..... 1
2. Air Force ..... 1994 ..... 7
3. Air Force ..... 2002 ..... 8
4. Air Force ..... 1997 ..... 10
5. Air Force ..... 1996 ..... 11

#### Fewest Pass Completions, Opp.:

1. Rice ..... 1998 ..... 0
2. Air Force ..... 2002 ..... 3  
Air Force ..... 1996 ..... 3  
Air Force ..... 2007 ..... 3
5. Air Force ..... 1994 ..... 4

#### Fewest Total Yards, Opp.:

1. Weber State ..... 2006 ..... 86
2. Hawaii..... 1995 ..... 126
3. Hawaii..... 1998 ..... 139
4. Colorado ..... 2006 ..... 146
5. Utah State..... 1994 ..... 157

#### Fewest Pass Yards, Opp.:

1. Rice ..... 1998 ..... 0
2. Hawaii..... 1995 ..... 20
3. Air Force ..... 1994 ..... 27
4. Air Force ..... 2002 ..... 29
5. San Diego State..... 2006 ..... 51

# Colorado State University

## INDIVIDUAL

### SINGLE-GAME

#### 100-Yard Rushing Games: 90

**Player, Game**..... **Att. ... Yds**  
**2007: 6**

Kyle Bell, Colorado.....40 .....135  
 Kyle Bell, Cal .....26 .....102  
 Gartrell Johnson, Air Force.....25 .....143  
 Gartrell Johnson, UNLV .....25 .....162  
 Gartrell Johnson, New Mexico .....31 .....172  
 Gartrell Johnson, Ga. Southern .....19 .....136

#### 2005: 6

Kyle Bell, Nevada.....33 .....183  
 Kyle Bell, Air Force.....32 .....197  
 Kyle Bell, Utah .....25 .....140  
 Kyle Bell, Wyoming.....35 .....123  
 Kyle Bell, San Diego State.....33 .....176  
 Kyle Bell, Navy .....22 .....122

#### 2004: 1

Jimmy Green, Wyoming.....32 .....124

#### 2003: 6

Jimmy Green, UNLV.....25 .....113  
 Bradlee Van Pelt, Wyoming .....20 .....140  
 Bradlee Van Pelt, Air Force .....17 .....125  
 Bradlee Van Pelt, Fresno State .....13 .....159  
 Rahsaan Sanders, 2003; Weber St. ....18 .....123  
 Marcus Houston, 2003; Colorado .15 .....104

#### 2002: 12

Cecil Sapp, Virginia.....25 .....178  
 Cecil Sapp, UCLA.....24 .....105  
 Cecil Sapp, Louisville .....30 .....130  
 Bradlee Van Pelt, Nevada.....13 .....128  
 Cecil Sapp, Nevada.....26 .....125  
 Bradlee Van Pelt, Fresno State .....9 .....125  
 Cecil Sapp, Wyoming.....34 .....143  
 Cecil Sapp, BYU.....25 .....164  
 Cecil Sapp, Air Force.....29 .....132  
 Bradlee Van Pelt, New Mexico.....11 .....106  
 Cecil Sapp, UNLV.....31 .....157  
 Cecil Sapp, TCU .....19 .....106

#### 2001: 5

Duan Ruff, Nevada.....14 .....106  
 Bradlee Van Pelt, Fresno State .....14 .....141  
 Duan Ruff, Fresno State .....27 .....108  
 Henri Childs, BYU .....30 .....237  
 Bradlee Van Pelt, BYU .....21 .....174

#### 2000: 6

Cecil Sapp, Louisville .....36 .....160  
 Cecil Sapp, Air Force.....10 .....158  
 Cecil Sapp, Brigham Young.....18 .....119  
 Cecil Sapp, E. Tenn. State .....11 .....119  
 Rahsaan Sanders, Nevada.....19 .....116  
 Duan Ruff, Nevada.....15 .....105

#### 1999: 6

Keivn McDougal, Air Force .....26 .....200  
 Kevin McDougal, Colorado .....22 .....190  
 Kevin McDougal, Nevada .....19 .....147  
 Kevin McDougal, Utah .....25 .....115  
 Keivn McDougal, UNLV .....24 .....113  
 Rahsaan Sanders, NMSU.....11 .....106

#### 1998: 4

Kevin McDougal, UTEP.....25 .....155  
 Damon Washington, Nevada.....31 .....131  
 Kevin McDougal, UNLV .....17 .....117  
 Duan Ruff, Tulsa .....10 .....115  
 Jaime Blake, UTEP .....14 .....103

#### 1997: 10

Kevin McDougal, New Mexico.....20 .....255  
 Damon Washington, Nevada.....25 .....188  
 Damon Washington, Air Force.....16 .....155  
 Damon Washington, SDSU.....16 .....129  
 Kevin McDougal, Nevada .....15 .....127  
 Kevin McDougal, UNLV .....11 .....112  
 Damon Washington, Tulsa.....14 .....111  
 Kevin McDougal, Missouri .....18 .....110  
 Kevin McDougal, Utah State.....22 .....104  
 Kevin McDougal, Hawaii .....14 .....103

#### 1996: 13

Damon Washington, UTC .....16 .....212  
 Calvin Branch, San Diego State .....39 .....196  
 Calvin Branch, Fresno State .....30 .....191  
 Damon Washington, Tulsa.....19 .....188  
 Calvin Branch, Wyoming .....38 .....158  
 Damon Washington, SDSU.....23 .....152  
 Jaime Blake, UTC .....12 .....138  
 Calvin Branch, UTC.....5 .....127  
 Calvin Branch, Air Force.....26 .....124  
 Calvin Branch, UNLV.....17 .....121  
 Damon Washington, UNLV.....19 .....117  
 Damon Washington, Hawaii.....20 .....112  
 Damon Washington, SJSU .....23 .....106

#### 1995: 8

E.J. Watson, Air Force .....26 .....122  
 Damon Washington, Hawaii.....17 .....110  
 Damon Washington, Kansas St. ....10 .....101  
 Damon Washington, Wyoming.....20 .....122  
 E.J. Watson, Montana State .....21 .....130  
 E.J. Watson, Utah .....28 .....162  
 E.J. Watson; UTEP.....18 .....100  
 E.J. Watson, Wyoming .....25 .....106

#### 1994: 4

Leonice Brown, Utah State .....17 .....191  
 E.J. Watson, Air Force .....36 .....177  
 E.J. Watson, San Diego State .....25 .....136  
 Renard Carn, Arkansas State .....21 .....113

#### 1993: 3

E.J. Watson, Fresno State .....35 .....210  
 E.J. Watson, UTEP.....21 .....170  
 E.J. Watson, Wyoming .....21 .....159

#### 300-Yard Passing Games: 20

**Player, Game**..... **Yards**

#### 2007: 1

Caleb Hanie, Cal.....301

#### 2005: 4

Justin Holland, Air Force.....318  
 Justin Holland, Wyoming.....419  
 Justin Holland, New Mexico .....312  
 Justin Holland, Navy .....381

#### 2004: 3

Justin Holland, Colorado .....403  
 Justin Holland, Montana State.....311  
 Justin Holland, BYU.....359

#### 2003: 3

Bradlee Van Pelt, Colorado .....339  
 Bradlee Van Pelt, California.....317  
 Bradlee Van Pelt, Miami .....323

#### 2000: 2

Matt Newton, Air Force.....334  
 Matt Newton, Colorado.....327

#### 1999: 1

Matt Newton, Nevada .....312

#### 1998: 2

Ryan Eslinger, TCU.....370  
 Ryan Eslinger, Wyoming .....307

#### 1997: 1

Moses Moreno, Tulsa .....323

#### 1996: 1

Moses Moreno, Colorado .....312

#### 1994: 2

Anthony Hill, New Mexico .....364  
 Anthony Hill, Fresno State .....326

# Colorado State University

## 100-Yard Receiving Games: 72

### Player, Game..... Yards

#### 2007: 6

|                                 |     |
|---------------------------------|-----|
| Kory Sperry, Colorado.....      | 103 |
| Damon Morton, Cal.....          | 114 |
| Luke Roberts, Houston.....      | 113 |
| Damon Morton, UNLV.....         | 124 |
| Johnny Walker, New Mexico.....  | 177 |
| Damon Morton, Ga. Southern..... | 100 |

#### 2006: 3

|                                 |     |
|---------------------------------|-----|
| Johnny Walker, Colorado.....    | 158 |
| Damon Morton, Fresno State..... | 103 |
| Damon Morton, UNLV.....         | 115 |

#### 2005: 13

|                                 |     |
|---------------------------------|-----|
| David Anderson, Colorado.....   | 119 |
| Johnny Walker, Minnesota.....   | 116 |
| Dustin Osborn, Minnesota.....   | 102 |
| Johnny Walker, Nevada.....      | 120 |
| Luke Roberts, Air Force.....    | 123 |
| David Anderson, Air Force.....  | 105 |
| David Anderson, Utah.....       | 120 |
| Johnny Walker, BYU.....         | 100 |
| David Anderson, Wyoming.....    | 169 |
| David Anderson, New Mexico..... | 128 |
| Johnny Walker, New Mexico.....  | 119 |
| David Anderson, Navy.....       | 126 |
| Kory Sperry, Navy.....          | 117 |

#### 2004: 6

|                                   |     |
|-----------------------------------|-----|
| David Anderson, Colorado.....     | 156 |
| David Anderson, USC.....          | 137 |
| Dustin Osborn, Minnesota.....     | 122 |
| Dustin Osborn, Montana State..... | 101 |
| David Anderson, BYU.....          | 232 |
| David Anderson, New Mexico.....   | 124 |

#### 2003: 10

|                                     |     |
|-------------------------------------|-----|
| David Anderson, Air Force.....      | 199 |
| David Anderson, Miami.....          | 167 |
| Chris Pittman, Colorado.....        | 144 |
| David Anderson, Colorado.....       | 142 |
| David Anderson, California.....     | 141 |
| David Anderson, New Mexico.....     | 134 |
| David Anderson, Boston College..... | 134 |
| Chris Pittman, Weber State.....     | 111 |
| Chris Pittman, Utah.....            | 123 |
| Chris Pittman, Wyoming.....         | 109 |

#### 2002: 1

|                            |     |
|----------------------------|-----|
| Chris Pittman, Nevada..... | 151 |
|----------------------------|-----|

#### 2001: 2

|                              |     |
|------------------------------|-----|
| Pete Rebstock, Nevada.....   | 110 |
| Pete Rebstock, Colorado..... | 103 |

#### 2000: 7

|                                     |     |
|-------------------------------------|-----|
| Pete Rebstock, Air Force.....       | 168 |
| Frank Rice, Colorado.....           | 113 |
| Frank Rice, Arizona State.....      | 112 |
| Pete Rebstock, BYU.....             | 110 |
| Pete Rebstock, New Mexico.....      | 100 |
| Pete Rebstock, San Diego State..... | 100 |
| Will Layne, Wyoming.....            | 100 |

#### 1999: 2

|                                 |     |
|---------------------------------|-----|
| Dallas Davis, San Diego St..... | 125 |
| Dallas Davis, Nevada.....       | 122 |

#### 1998: 1

|                       |     |
|-----------------------|-----|
| Corey McCoy, TCU..... | 121 |
|-----------------------|-----|

#### 1997: 4

|                               |     |
|-------------------------------|-----|
| Geoff Turner, Wyoming.....    | 159 |
| Paul Turner, Tulsa.....       | 140 |
| Darran Hall, Colorado.....    | 132 |
| Geoff Turner, Utah State..... | 104 |

#### 1996: 8

|                                     |     |
|-------------------------------------|-----|
| Geoff Turner, Colorado.....         | 157 |
| Geoff Turner, Oregon.....           | 141 |
| Jeremy Calhoun, Air Force.....      | 131 |
| Geoff Turner, Nebraska.....         | 125 |
| Geoff Turner, Fresno State.....     | 123 |
| Geoff Turner, UNLV.....             | 119 |
| Ronald Antoine, Air Force.....      | 115 |
| Jeremy Calhoun, San Jose State..... | 100 |

#### 1995: 2

|                                      |     |
|--------------------------------------|-----|
| Paul Turner, Air Force.....          | 107 |
| Jeremy Calhoun, San Diego State..... | 107 |

#### 1994: 6

|                                  |     |
|----------------------------------|-----|
| Eric Olsen, Wyoming.....         | 120 |
| Eric Olsen, Utah.....            | 118 |
| Eric Olsen, San Diego State..... | 114 |
| Eric Olsen, New Mexico.....      | 143 |
| Paul Turner, Fresno State.....   | 169 |
| Paul Turner, Brigham Young.....  | 124 |

#### 1993: 2

|                            |     |
|----------------------------|-----|
| Justin Shull, Wyoming..... | 108 |
| Eric Olsen, Air Force..... | 106 |

## Season

### 1,000 Yards Rushing

|                                |      |
|--------------------------------|------|
| 1. Cecil Sapp, 2002.....       | 1601 |
| 2. Kyle Bell, 205.....         | 1288 |
| 3. Calvin Branch, 1996.....    | 1279 |
| 4. Kevin McDougal, 1999.....   | 1164 |
| 5. Damon Washington, 1997..... | 1112 |
| 6. Kevin McDougal, 1997.....   | 1111 |
| 7. Damon Washington, 1996..... | 1075 |

### 2,000 Yards Passing

|                                |      |
|--------------------------------|------|
| 1. Justin Holland, 2005.....   | 3185 |
| 2. Moses Moreno, 1996.....     | 2921 |
| 3. Bradlee Van Pelt, 2003..... | 2845 |
| 4. Matt Newton, 2000.....      | 2609 |
| 5. Caleb Hanie, 2006.....      | 2427 |
| 6. Caleb Hanie, 2006.....      | 2265 |
| 7. Anthony Hill, 1994.....     | 2552 |

### 50 Pass Receptions

|                              |    |
|------------------------------|----|
| 1. David Anderson, 2005..... | 86 |
| 2. David Anderson, 2003..... | 72 |
| 3. Chris Pittman, 2002.....  | 60 |
| 4. Johnny Walker, 2006.....  | 58 |
| 5. David Anderson, 2004..... | 57 |
| 6. Chris Pittman, 2003.....  | 56 |
| 7. Johnny Walker, 2006.....  | 52 |

### 800 Receiving Yards

|                              |      |
|------------------------------|------|
| 1. David Anderson, 2003..... | 1282 |
| 2. David Anderson, 2005..... | 1221 |
| 3. David Anderson, 2004..... | 940  |
| 4. Geoff Turner, 1996.....   | 921  |
| 5. Eric Olsen, 1994.....     | 825  |

## 6 Receiving Touchdowns

|                              |    |
|------------------------------|----|
| 1. David Anderson, 2003..... | 10 |
| 2. Paul Turner, 1995.....    | 9  |
| 3. David Anderson, 2005..... | 8  |
| 4. Pete Rebstock, 2000.....  | 6  |
| 5. Frank Rice, 1999.....     | 6  |
| 6. Geoff Turner, 1996.....   | 6  |
| 7. David Anderson, 2003..... | 6  |
| 8. Damon Morton, 2007.....   | 6  |

## 2,400 Yards Total Offense

|                                |      |
|--------------------------------|------|
| 1. Bradlee Van Pelt, 2003..... | 3754 |
| 2. Moses Moreno, 1996.....     | 2903 |
| 3. Bradlee Van Pelt, 2002..... | 2892 |
| 4. Anthony Hill, 1994.....     | 2715 |
| 5. Justin Holland, 2005.....   | 3011 |
| 6. Caleb Hanie, 2006.....      | 2482 |
| 7. Matt Newton, 2000.....      | 2458 |
| 8. Ryan Eslinger, 1998.....    | 2424 |

## 12.0 Punt Return Average

|                             |      |
|-----------------------------|------|
| 1. Dallas Davis, 1999.....  | 16.9 |
| 2. Pete Rebstock, 2000..... | 16.8 |
| 3. Dexter Wynn, 2002.....   | 16.2 |
| 4. Greg Myers, 1995.....    | 15.9 |
| 5. Dexter Wynn, 2001.....   | 15.3 |
| 6. Geoff Turner, 1997.....  | 15.2 |
| 7. Dexter Wynn, 2003.....   | 12.7 |

## 24.0 Kickoff Return Average

|                             |      |
|-----------------------------|------|
| 1. Dexter Wynn, 2000.....   | 31.8 |
| 2. Dexter Wynn, 2003.....   | 29.0 |
| 3. Pete Rebstock, 2001..... | 27.6 |
| 4. Dexter Wynn, 2001.....   | 26.1 |
| 5. Pete Rebstock, 2000..... | 24.5 |

## 42.0 Punting Average

|                             |      |
|-----------------------------|------|
| 1. Jimmie Kaylor, 2005..... | 45.3 |
| 2. Deone Horinek, 1998..... | 44.8 |
| 3. Jimmie Kaylor, 2006..... | 43.7 |
| 4. Jeff Babcock, 2004.....  | 43.3 |
| 5. Joey Huber, 2001.....    | 43.0 |
| 6. Jeff Babcock, 2003.....  | 42.1 |

## 80 Points Scoring

|                              |     |
|------------------------------|-----|
| 1. Calvin Branch, 1996.....  | 132 |
| 2. Jeff Babcock, 2002.....   | 115 |
| 3. Cecil Sapp, 2002.....     | 105 |
| 4. Derek Franz, 1998.....    | 91  |
| 5. Jeff Babcock, 2003.....   | 85  |
| 6. Kevin McDougal, 1997..... | 84  |

## 13 Field Goals Made

|                            |    |
|----------------------------|----|
| 1. Jeff Babcock, 2002..... | 24 |
| 2. Derek Franz, 1998.....  | 21 |
| 3. Jeff Babcock, 2004..... | 14 |
| 4. Derek Franz, 1997.....  | 13 |
| 5. Jeff Babcock, 2003..... | 13 |

## 8 Quarterback Sacks

|                                 |     |
|---------------------------------|-----|
| 1. Joey Porter, DE; 1998.....   | 15  |
| 2. Brady Smith, DE; 1995.....   | 15  |
| 3. Clark Haggans, DE; 1997..... | 11  |
| 4. Adrian Ross, DE; 1996.....   | 9.5 |
| 5. Steve Hodge, DT; 1993.....   | 9   |
| 6. Brady Smith, DE; 1994.....   | 9   |
| 7. Clark Haggans, DE; 1999..... | 8   |

# Colorado State University

## Dave Arnold • Special Teams/Defensive Line Coach

4th Year at Colorado State (Drake '67)

### Coaching Experience

- 2007-present Colorado State University; Special Teams Coach
- 2004-06 Colorado State University; Tight Ends/Special Teams
- 1999-2004 Albion College; Offensive Line/Special Teams Coach
- 1995-97 Seattle Seahawks; Special Teams Coach
- 1993-94 University of Miami (Fla.); Special Teams/Running Backs Coach
- 1989-92 University of Miami (Fla.); Tight Ends/Special Teams
- 1987-88 Washington State University; Special Teams/Assistant Offensive Line Coach
- 1983-86 Montana State University; Head Coach
- 1982 Montana State University; Offensive Line Coach
- 1980-81 Michigan State University; Offensive Tackles Coach
- 1974-79 Alma High School (Mich.); Head Coach
- 1973 Alma High School (Mich.); Assistant Coach
- 1968-72 Midland High School (Mich.); Assistant Coach

## Mick Delaney • Running Backs Coach

15th Year at Colorado State (Western Montana '64)

### Coaching Experience

- 1993-present Colorado State University; Running Backs Coach
- 1991-92 Western Montana College; Head Coach
- 1991-92 Western Montana College; Director of Athletics
- 1983-85 Montana Tech; Director of Athletics
- 1976-80 Montana State University; Assistant Coach

## Darrell Funk • Offensive Line Coach

5th Year at Colorado State (Colorado State '85)

### Coaching Experience

- 2004 Colorado State University; Offensive Line Coach
- 2003 Colorado State University; Tight Ends/Special Teams
- 2002 Northern Illinois University; Tight Ends Coach
- 2000-01 University of Rhode Island; Defensive Coordinator
- 1998-99 University of Rhode Island; Offensive Line Coach
- 1995-97 Mesa State College; Offensive Coordinator/Offensive Line Coach
- 1993-94 Mesa State College; Offensive Line Coach
- 1991-92 Muskingum College; Defensive Coordinator/Defensive Line Coach
- 1990 Muskingum College; Defensive Line Coach
- 1988-89 University of Illinois; Graduate Assistant Coach
- 1987 Colorado State University; Student Assistant Coach

## Dan Hammerschmidt • Co-Offensive Coordinator, Quarterbacks Coach

12th Year at Colorado State (Colorado State '87)

### Coaching Experience

- 2007-present Colorado State University; Co-Offensive Coordinator and Quarterbacks Coach
- 2001-06 Colorado State University; Offensive Coordinator and Quarterbacks Coach
- 1996-2001 Colorado State University; Wide Receivers Coach
- 1994-95 Virginia Military Institute; Defensive Backs Coach
- 1989-93 Duke University; Defensive Backs Coach
- 1988 Duke University; Outside Linebackers and Special Teams Coach
- 1987 TCU; Graduate Assistant Coach
- 1986 Colorado State University; Student Assistant Coach

## Dave Lay • Co-Offensive Coordinator/Tight Ends

9th Year at Colorado State (San Diego State '65)

### Coaching Experience

- 2007- Colorado State University; Co-Offensive Coordinator/Tight Ends
- 1997-01 San Diego State University; Offensive Coordinator
- 1993-96 Colorado State University; Offensive Coordinator
- 1989-92 San Diego State University; Offensive Coordinator
- 1987-88 Orange Glen High School; Head Coach
- 1986-87 San Diego State University; Offensive Coordinator
- 1982-85 Colorado State University; Offensive Line Coach
- 1981 College of the Desert; Offensive Line Coach
- 1978-80 San Diego State University; Offensive Assistant
- 1966-77 Sweetwater High School; Head Coach

## Marc Lubick • Wide Receivers Coach

3rd Year at Colorado State (Colorado State '01)

### Career Highlights

- 2005-present Colorado State University; Wide Receivers Coach
- 2003-2005 Scouting Assistant, St. Louis Rams of the NFL. Also assisted with the team's defensive backs and the evaluation of college and professional personnel.
- 2001-02 Colorado State University; academic graduate assistant.
- 2000-01 Colorado State University; defensive student assistant.

## Steve Stanard • Defensive Coordinator

### Linebackers Coach

5th Year at Colorado State (Nebraska '89)

### Coaching Experience

- 2003-present Colorado State University; Defensive Coordinator and Linebackers Coach
- 1999-2002 New Mexico State University; Defensive Coordinator
- 1996-99 New Mexico State University; Defensive Ends Coach
- 1995-96 University of South Dakota; Defensive Coordinator
- 1995 Nebraska Wesleyan University; Assistant Athletic Director
- 1994-95 Nebraska Wesleyan University; Head Football Coach
- 1991-95 Nebraska Wesleyan University; Defensive Coordinator
- 1989-90 University of Nebraska; Graduate Assistant Coach
- 1988-89 University of Nebraska; Student Assistant Coach

## James Ward • Secondary Coach

5th Year at Colorado State (Puget Sound '96)

### Coaching Experience

- 2003-present Colorado State University; Defensive Backs Coach
- 2001-02 Idaho State University; Defensive Coordinator
- 1999-2001 Idaho State University; Defensive Backs Coach
- 1997-99 Washington State University; Grad. Assistant Coach
- 1995-97 University of Puget Sound; Defensive Backs Coach

## Jesse Williams • Tight Ends/H-Backs Coach

9th Year at Colorado State (Sonoma State '99)

### Coaching Experience

- 1999-present Colorado State University; Defensive Ends Coach
- 1998 San Jose State University; Defensive Ends and Special Teams Coach
- 1996-98 Hoy Cross College; Defensive Line/Special Teams
- 1995-96 Eastern Washington University; Defensive Line and Special Teams Coach
- 1992-95 Portland State University; Defensive Line Coach
- 1988-92 Sonoma State University; Defensive Line Coach

# Colorado State University

**Tom Ehlers • Director of Football Operations**  
**19th Year at Colorado State (Colorado State '85)**

**Coaching Experience**

- 2005-present Colorado State University; Director of Football Operations
- 1989-2004 Colorado State University; Defensive Line Coach
- 1987-88 Brown University; Defensive Line Coach
- 1987 University of Arizona; Graduate Assistant Coach
- 1985-87 Oregon State University; Graduate Assistant Coach

**Terry DeZeeuw • Head Athletic Trainer**  
**2nd year at Colorado State (Iowa '96)**

**Experience**

- 2006 Colorado State University; Head Athletic Trainer
- 1998-2006 Athletic Trainer; Purdue University
- 1996-98 Athletic Trainer; Ohio State University
- 1992-96 Student Athletic Trainer; University of Iowa

**Greg Scanlan • Strength & Conditioning Coach**  
**6th Year at Colorado State (Wyoming '94)**

**Coaching Experience**

- 2002-present Colorado State University; Head Strength & Conditioning Coach
- 1999-2002 Oregon State University; Assistant Strength & Conditioning Coach
- 1998 University of Illinois; Assistant Strength & Conditioning Coach
- 1995-97 University of Illinois; Head Strength & Conditioning Coach-Football
- 1994-95 University of Illinois; Assistant Strength & Conditioning Coach
- 1993-94 University of Wyoming; Student Assistant Strength & Conditioning Coach

**Kris Young • Equipment Manager**  
**7th Year at Colorado State (Chattanooga '2000)**

**Athletics Experience**

- 2005-present Colorado State University; Equipment Manager
- 2001-2005 Colorado State University; Assistant Equipment Manager
- 2000 Chattanooga; Interim Equipment Manager
- 1998-2000 Chattanooga; Assistant Equipment Manager

**Linda Krier • Assistant to Head Coach**  
**17th Year at Colorado State • 8th Year in Football Office**

**Marci Johnston • Recruiting/Administrative Assistant**  
**10th Year at Colorado State**

## PRONUNCIATION GUIDE

### Players

- Nick Allotta .....uh-LOTT-ah
- Curtis Cornelson .....corr-NELL-son
- Luke Diehl .....DEEL
- Josh Gabler .....GABB-ler
- Jake Galusha .....guh-LOOSH-ah
- Norman Gee .....JEE
- Jake Gdowski .....guh-DOW-skee
- Caleb Hanie .....KAY-lebb HAY-nee
- Jeff Horinek .....herr-INN-ik
- Gartrell Johnson III .....gar-TRELL
- Steve Juedes .....JOODS
- Chris Kawulok .....kuh-WALL-ik
- Klay Kubiak .....KOOB-ee-ack
- Klint Kubiak .....KOOB-ee-ack
- Nuku Latu .....NOO-koo LAH-too
- Tim LeBlanc .....luh-BLAWN
- Brian Lepak .....leh-PACK
- Tyson Liggett .....LIGG-itt
- Cory Macon .....MAKE-in
- Jake Mechler .....MECK-ler
- Dion Morton .....DEE-on
- John Mosure .....MOH-zyur
- Jesse Nading .....NAY-ding
- Nick Oppenneer .....awp-in-EER
- Mike Pagnotta .....pag-NAWT-ah
- Zac Pauga .....pah-OO-gah
- Eric Peitz .....PYTS
- Jake Pottorff .....POTT-orf
- Phil Serchia .....SERSH-uh
- Mychal Sisson .....sis-SONN
- Grant Stucker .....STUCK-er
- Miles Tamminga .....tuh-MINN-ja
- Jacob Tigges .....TIGG-is
- Bob Vomhof .....VOHM-hoff
- Ty Whittier .....WHITT-ee-er

### Coaches

- Mick Delaney .....duh-LANE-ee
- Marc Lubick .....LOOB-ik
- Sonny Lubick .....LOOB-ik
- Steve Stanard .....STANN-erd

### Staff

- Terry DeZeeuw .....duh-ZAY-o
- Paul Kowalczyk .....kuh-WALL-check

# Colorado State University

## 2007 FOOTBALL ROSTER (Revised: Nov. 19, 2007)

**Head Coach:** Sonny Lubick (Western Montana '60); **Assistant Coaches:** Dave Arnold (special teams), Mick Delaney (running backs), Darrell Funk (offensive line), Dan Hammerschmidt (co-offensive coordinator/quarterbacks); Dave Lay (co-offensive coordinator/tight ends), Marc Lubick (wide receivers), Steve Stanard (defensive coordinator/linebackers), James Ward (defensive backs), Jesse Williams (defensive line). Director of football operations: Tom Ehlers.

### NUMERICAL

| No | Name                  | Pos  | Ht   | Wt  | Cl  | Exp | Hometown/Last School                  |
|----|-----------------------|------|------|-----|-----|-----|---------------------------------------|
| 1  | Mosure, John          | RB   | 5-10 | 198 | Fr. | RS  | Miami, Fla./Columbus                  |
| 2  | Wilkinson, DeAngelo   | DB   | 5-10 | 181 | Fr. | RS  | Las Vegas, Nev./Bishop Gorman         |
| 3  | Yemm, Matt            | WR   | 5-11 | 175 | Fr. | HS  | Fort Collins, Colo./Fort Collins      |
| 3  | Johnson, Michael      | DB   | 5-10 | 205 | Fr. | RS  | Weston, Fla./Cypress Bay              |
| 4  | Willis, Brett         | WR   | 6-3  | 211 | Fr. | RS  | Bakersfield, Calif./Garces Memorial   |
| 4  | Owens, Brandon        | DB   | 6-0  | 165 | Fr. | HS  | Bakersfield, Calif./Ridgeview         |
| 5  | Johnson III, Gartrell | RB   | 6-0  | 230 | Jr. | 2VL | Miami Springs, Fla./Miami Springs     |
| 5  | McKay, Jarrad         | DB   | 6-0  | 185 | Fr. | HS  | Wheat Ridge, Colo./Lakewood           |
| 6  | Kubiak, Klay          | QB   | 6-0  | 190 | Fr. | HS  | Englewood, Colo./Regis                |
| 6  | Sisson, Mychal        | LB   | 5-11 | 205 | Fr. | HS  | Duncanville, Texas/Duncanville        |
| 7  | Lamb, Jared           | P    | 6-2  | 202 | Sr. | SQ  | Littleton, Colo./Heritage             |
| 7  | Walker, Johnny        | WR   | 6-0  | 190 | Sr. | 3VL | Lancaster, Calif./Antelope Valley     |
| 8  | Kaylor, Jimmie        | P    | 6-3  | 198 | Sr. | 2VL | Northglenn, Colo./Northglenn          |
| 9  | Clark, John           | LB   | 6-3  | 225 | Jr. | JC  | Hampton, Calif./Fresno City College   |
| 10 | Bryson, Zac           | S    | 6-1  | 223 | Sr. | 3VL | Reno, Nev./Earl Wooster               |
| 11 | Neuenfeldt, Nick      | QB   | 6-4  | 221 | Fr. | RS  | Scottsdale, Ariz./Chaparral           |
| 11 | Oppenheer, Nick       | DB   | 5-10 | 175 | So. | TR  | Littleton, Colo./Columbine            |
| 12 | Myers, Michael        | RB   | 6-1  | 208 | Jr. | 2VL | Riverside, Calif./Martin Luther King  |
| 13 | Pagnotta, Mike        | DB   | 6-0  | 203 | Jr. | 2VL | Cave Junction, Ore./Illinois Valley   |
| 13 | Waters, Amadeus       | RB   | 5-10 | 210 | Fr. | RS  | Kyle, Texas/ New Mexico               |
| 14 | Johnson, Jamaal       | DB   | 5-10 | 180 | Fr. | HS  | Fountain, Colo./Fountain-Fort Carson  |
| 14 | Burl, Cameron         | WR   | 5-8  | 150 | Fr. | HS  | Aurora, Colo./Cherry Creek            |
| 15 | Farris, Billy         | QB   | 6-3  | 212 | Jr. | SQ  | Baton Rouge, La./Woodlawn             |
| 15 | Galusha, Jake         | S    | 5-10 | 200 | Jr. | 1VL | Omaha, Neb./New Mexico State          |
| 16 | Hanie, Caleb          | QB   | 6-2  | 236 | Sr. | 3VL | Forney, Texas/Forney                  |
| 16 | Winter, Lane          | DB   | 5-10 | 185 | Fr. | HS  | Goodland, Kan./Goodland               |
| 17 | Borcky, T.J.          | QB   | 6-4  | 185 | Fr. | HS  | Orlando, Fla./Lake Highland Prep      |
| 17 | Walters, Jermaine     | DB   | 5-11 | 215 | Sr. | 1VL | Hollywood, Fla./Mesabi Range JC       |
| 18 | Stucker, Grant        | QB   | 6-2  | 201 | So. | SQ  | Parker, Colo./Ponderosa               |
| 18 | Case, Jordan          | DE   | 6-1  | 233 | So. | SQ  | Forney, Texas/Forney                  |
| 20 | Kubiak, Clint         | DB   | 6-0  | 201 | Jr. | 2VL | Englewood, Colo./Regis                |
| 20 | Square, Alex          | RB   | 5-9  | 170 | So. | 1VL | Fort Collins, Colo./Poudre            |
| 22 | Smith, Elijah-Blu     | DB   | 5-11 | 190 | Fr. | HS  | Los Angeles, Calif./Crenshaw          |
| 23 | Liggett, Tyson        | WR   | 5-9  | 167 | Fr. | RS  | Limon, Colo./Limon                    |
| 24 | Macon, Cory           | DE   | 6-6  | 242 | Fr. | RS  | Anchorage, Alaska/East Anchorage      |
| 24 | Morelli, Phillip      | RB   | 5-11 | 180 | Fr. | HS  | Littleton, Colo./Mullen               |
| 25 | Good, Derek           | RB/S | 5-10 | 200 | Fr. | HS  | Berthoud, Colo./Berthoud              |
| 26 | McMahon, Michael      | LB   | 6-0  | 200 | Fr. | HS  | Loveland, Colo./Mountain View         |
| 27 | Hill, George          | WR   | 5-11 | 184 | Sr. | 3VL | Corona, Calif./Corona                 |
| 27 | Gabler, Josh          | DB   | 5-10 | 175 | Fr. | HS  | Longmont, Colo./Skyline               |
| 28 | Arnold, Lester        | RB   | 5-10 | 190 | Fr. | HS  | San Diego, Calif./Point Loma          |
| 29 | Henry, Nathan         | WR   | 6-3  | 200 | Fr. | HS  | Longmont, Colo./Longmont              |
| 29 | Rucks, Joey           | CB   | 5-10 | 190 | Sr. | 2VL | Los Angeles, Calif./W. Los Angeles CC |
| 30 | Juedes, Steve         | DB   | 6-0  | 206 | Jr. | 1VL | Allenspark, Colo./Neb.-Kearney        |
| 31 | Donaldson, Zach       | DB   | 6-1  | 195 | Fr. | HS  | Fort Collins, Colo./Fort Collins      |
| 31 | Morton, Dion          | WR   | 5-10 | 162 | So. | 1VL | Riverside, Calif./John W. North       |
| 32 | Diehl, Luke           | LB   | 6-1  | 210 | Fr. | HS  | Sedalia, Colo./Douglas County         |
| 34 | Bell, Kyle            | RB   | 6-2  | 232 | Jr. | 2VL | Keenesburg, Colo./Weld Central        |
| 34 | Patterson, Sedric     | LB   | 6-1  | 231 | So. | 1VL | Broken Arrow, Okla./Broken Arrow      |
| 35 | Eaton, Nick           | TE   | 6-3  | 244 | Fr. | RS  | Loveland, Colo./Loveland              |
| 35 | Herd, Ivory           | DB   | 5-11 | 170 | Fr. | HS  | Vista, Calif./Rancho Buena Vista      |
| 36 | Pauga, Zac            | FB   | 6-0  | 246 | Fr. | RS  | Lakewood, Colo./Green Mountain        |
| 37 | Smith, Jason          | K    | 6-2  | 201 | Jr. | 2VL | Centennial, Colo./Arapahoe            |
| 38 | Sanchez, Aaron        | RB   | 5-10 | 200 | Jr. | TR  | Craig, Colo./Carroll College          |
| 38 | Pauly, Nathan         | LB   | 6-1  | 218 | Sr. | 3VL | Conway Springs, Kan./Conway Springs   |

### ALPHABETICAL

| No | Name                  | Pos  |
|----|-----------------------|------|
| 64 | Allotta, Nick         | OL   |
| 28 | Arnold, Lester        | RB   |
| 70 | Arnold, Marvin        | OL   |
| 63 | Babb, Mike            | OL   |
| 34 | Bell, Kyle            | RB   |
| 55 | Benedict, Scott       | OL   |
| 40 | Biddle, Jacob         | LB   |
| 17 | Borcky, T.J.          | QB   |
| 56 | Brewer, Ricky         | LB   |
| 71 | Bryan, Steve          | LS   |
| 10 | Bryson, Zac           | S    |
| 14 | Burl, Cameron         | WR   |
| 68 | Carter, Scott         | OL   |
| 18 | Case, Jordan          | DE   |
| 9  | Clark, John           | LB   |
| 99 | Collins, Steve        | DL   |
| 55 | Cornelson, Curtis     | LB   |
| 61 | Daniels, Eugene       | DL   |
| 32 | Diehl, Luke           | LB   |
| 31 | Donaldson, Zach       | DB   |
| 35 | Eaton, Nick           | TE   |
| 15 | Farris, Billy         | QB   |
| 61 | Forristall, Nate      | OL   |
| 27 | Gabler, Josh          | DB   |
| 15 | Galusha, Jake         | S    |
| 57 | Gdowski, Jake         | DL   |
| 94 | Gee, Norman           | TE   |
| 25 | Good, Derek           | RB/S |
| 84 | Greer, Rashaun        | WR   |
| 65 | Griffith, Ryan        | OL   |
| 16 | Hanie, Caleb          | QB   |
| 47 | Henderson, Wade       | LB   |
| 43 | Hendrick, Matt        | LB   |
| 29 | Henry, Nathan         | WR   |
| 35 | Herd, Ivory           | DB   |
| 27 | Hill, George          | WR   |
| 91 | Hill, Tommie          | DE   |
| 51 | Horinek, Jeff         | LB   |
| 5  | Johnson III, Gartrell | RB   |
| 14 | Johnson, Jamaal       | DB   |
| 3  | Johnson, Michael      | DB   |
| 30 | Juedes, Steve         | DB   |
| 88 | Kawulok, Chris        | TE   |
| 8  | Kaylor, Jimmie        | P    |
| 6  | Kubiak, Klay          | QB   |
| 20 | Kubiak, Clint         | DB   |
| 7  | Lamb, Jared           | P    |
| 93 | Landers, Wade         | DE   |
| 92 | Latu, Nuku            | DL   |
| 47 | LeBlanc, Tim          | RB   |
| 52 | Lepak, Brian          | OL   |
| 23 | Liggett, Tyson        | WR   |
| 24 | Macon, Cory           | DE   |
| 58 | Madrid, Joey          | DL   |
| 76 | Madsen, Paul          | OL   |
| 60 | Martinez, Adrian      | OL   |
| 72 | McDermott, Tyler      | OL   |

# Colorado State University

| No | Name              | Pos | Ht   | Wt  | Cl  | Exp | Hometown/Last School                     |    |                     |    |
|----|-------------------|-----|------|-----|-----|-----|--|----|---------------------|----|
| 39 | Williams, Darryl  | DB  | 5-9  | 180 | Sr. | 2VL | Stanton, Calif./Servite                  | 5  | McKay, Jarrad       | DB |
| 40 | Biddle, Jacob     | LB  | 6-0  | 200 | Fr. | HS  | Wimberley, Texas/Wimberley               | 26 | McMahon, Michael    | LB |
| 41 | Pottorff, Jake    | LB  | 6-4  | 244 | So. | 1VL | Greeley, Colo./Greeley West              | 96 | McWilliams, Devin   | DT |
| 42 | VanHorn, Kyle     | RB  | 6-0  | 248 | Sr. | 1VL | Colorado Springs, Colo./Doherty          | 43 | Mechler, Jake       | LB |
| 43 | Hendrick, Matt    | LB  | 6-2  | 235 | So. | 1VL | Niwot, Colo./Niwot                       | 86 | Miles, Chaz         | WR |
| 43 | Mechler, Jake     | LB  | 6-3  | 270 | Fr. | RS  | Richardson, Texas/Richardson             | 66 | Miller, Guy         | NT |
| 44 | Vomhof, Bob       | DE  | 6-3  | 250 | Sr. | 3VL | Gillette, Wyo./Campbell County           | 62 | Morehead, James     | DL |
| 45 | Peitz, Eric       | TE  | 6-5  | 240 | Fr. | HS  | Crofton, Neb./Crofton                    | 24 | Morelli, Phillip    | RB |
| 45 | Rupp, Matt        | DL  | 6-3  | 272 | Jr. | 1VL | Laguna Beach, Calif./Santa Margarita     | 87 | Morton, Damon       | WR |
| 46 | Whittier, Ty      | DL  | 6-4  | 248 | Fr. | RS  | Fort Collins, Colo./Poudre               | 31 | Morton, Dion        | WR |
| 47 | Henderson, Wade   | LB  | 6-4  | 210 | Fr. | HS  | Sterling, Colo./Sterling                 | 1  | Mosure, John        | RB |
| 47 | LeBlanc, Tim      | RB  | 5-10 | 245 | Sr. | 1VL | The Woodlands, Texas/The Woodlands       | 12 | Myers, Michael      | RB |
| 51 | Smith, Connor     | OL  | 6-3  | 285 | Fr. | TR  | Spring Branch, Texas/Northwestern        | 59 | Nading, Jesse       | DE |
| 51 | Horinek, Jeff     | LB  | 6-3  | 238 | Jr. | 2VL | Atwood, Kan./Atwood                      | 11 | Neuenfeldt, Nick    | QB |
| 52 | Lepak, Brian      | OL  | 6-5  | 298 | Fr. | RS  | Claremore, Okla./Claremore               | 11 | Oppenneer, Nick     | DB |
| 53 | Pemberton, Cole   | OL  | 6-7  | 318 | So. | 1VL | Highlands Ranch, Colo./Mountain Vista    | 4  | Owens, Brandon      | DB |
| 54 | Williams, Alex    | LB  | 6-1  | 232 | Fr. | RS  | Sidney, Neb./Sidney                      | 13 | Pagnotta, Mike      | DB |
| 55 | Benedict, Scott   | OL  | 6-4  | 299 | So. | 1VL | Aurora, Colo./Rangeview                  | 34 | Patterson, Sedric   | LB |
| 55 | Cornelson, Curtis | LB  | 6-1  | 235 | Jr. | JC  | Bakersfield, Calif./Bakersfield CC       | 36 | Pauga, Zac          | FB |
| 56 | Brewer, Ricky     | LB  | 6-2  | 216 | Fr. | RS  | Denver, Colo./Mullen                     | 38 | Pauly, Nathan       | LB |
| 57 | Gdowski, Jake     | DL  | 6-3  | 260 | Fr. | HS  | Grand Island, Neb/Grand Island           | 45 | Peitz, Eric         | TE |
| 57 | Walter, Tim       | OL  | 6-6  | 277 | So. | 1VL | Manhattan Beach, Calif./Loyola           | 53 | Pemberton, Cole     | OL |
| 58 | Madrid, Joey      | DL  | 6-2  | 285 | Sr. | 2VL | LaJunta, Colo./La Junta                  | 41 | Pottorff, Jake      | LB |
| 59 | Nading, Jesse     | DE  | 6-5  | 258 | Sr. | 3VL | Highlands Ranch, Colo./ThunderRidge      | 82 | Roberts, Luke       | WR |
| 60 | Martinez, Adrian  | OL  | 6-4  | 300 | So. | 1VL | San Clemente, Calif./San Clemente        | 29 | Rucks, Joey         | CB |
| 61 | Daniels, Eugene   | DL  | 6-3  | 240 | Fr. | HS  | Fort Hood, Texas/Shoemaker               | 45 | Rupp, Matt          | DL |
| 61 | Forristall, Nate  | OL  | 6-4  | 260 | Fr. | HS  | Glenwood Springs, Colo./Glenwood Springs | 38 | Sanchez, Aaron      | RB |
| 62 | Morehead, James   | DL  | 6-6  | 310 | So. | 1VL | Highlands Ranch, Colo./ThunderRidge      | 95 | Sandie, Erik        | DL |
| 63 | Babb, Mike        | OL  | 6-6  | 295 | Fr. | RS  | Craig, Colo./Moffat County               | 77 | Serchia, Phil       | OL |
| 64 | Allotta, Nick     | OL  | 6-3  | 305 | Sr. | 3VL | San Diego, Calif./Rancho Bernardo        | 81 | Seymore, Adam       | TE |
| 65 | Griffith, Ryan    | OL  | 6-4  | 269 | Fr. | RS  | Rancho Cucamonga, Calif./Los Osos        | 6  | Sisson, Mychal      | LB |
| 66 | Miller, Guy       | NT  | 6-3  | 286 | Fr. | RS  | Scott City, Kan./Scott City              | 97 | Smith, Blake        | DT |
| 68 | Carter, Scott     | DL  | 6-3  | 255 | Fr. | HS  | Highlands Ranch, Colo./Mountain Vista    | 51 | Smith, Connor       | OL |
| 70 | Arnold, Marvin    | OL  | 6-4  | 294 | Jr. | 1VL | Carson, Calif./El Camino JC              | 22 | Smith, Elijah-Blu   | DB |
| 71 | Bryan, Steve      | LS  | 6-0  | 250 | Fr. | HS  | La Mesa, Calif./Helix                    | 37 | Smith, Jason        | K  |
| 72 | McDermott, Tyler  | OL  | 6-2  | 270 | Fr. | HS  | Lake Worth Fla./Palm Beach Central       | 74 | Smith, Shelley      | OL |
| 74 | Smith, Shelley    | OL  | 6-4  | 280 | So. | SQ  | Phoenix, Ariz./Westview                  | 80 | Sperry, Kory        | TE |
| 75 | Stratton, Dane    | OL  | 6-5  | 298 | Jr. | 2VL | Cheyenne, Wyo./Cheyenne East             | 20 | Square, Alex        | RB |
| 76 | Madsen, Paul      | OL  | 6-4  | 270 | Fr. | HS  | Pleasanton, Calif./San Ramon Valley      | 85 | Starr, Mark         | TE |
| 77 | Serchia, Phil     | OL  | 6-3  | 275 | Jr. | TR  | Thousand Oaks, Calif./Ventura College    | 75 | Stratton, Dane      | OL |
| 80 | Sperry, Kory      | TE  | 6-6  | 260 | Sr. | 3VL | Vineland, Colo./Pueblo County            | 18 | Stucker, Grant      | QB |
| 81 | Seymore, Adam     | TE  | 6-4  | 245 | Fr. | RS  | Alta Loma, Calif./Alta Loma              | 92 | Tamminga, Miles     | TE |
| 82 | Roberts, Luke     | WR  | 6-2  | 206 | Sr. | 3VL | Golden, Colo./Golden                     | 98 | Tigges, Jacob       | DL |
| 84 | Greer, Rashaun    | WR  | 6-1  | 202 | So. | SQ  | North Las Vegas, Nev./Mojave             | 42 | VanHorn, Kyle       | RB |
| 85 | Starr, Mark       | TE  | 6-5  | 273 | Fr. | RS  | Goodland, Kan./Goodland                  | 44 | Vomhof, Bob         | DE |
| 86 | Miles, Chaz       | WR  | 6-2  | 198 | So. | SQ  | Pueblo, Colo./Central                    | 7  | Walker, Johnny      | WR |
| 87 | Morton, Damon     | WR  | 5-11 | 177 | Sr. | 3VL | Riverside, Calif./John W. North          | 57 | Walter, Tim         | OL |
| 88 | Kawulok, Chris    | TE  | 6-3  | 244 | Jr. | 2VL | Boulder, Colo./Monarch                   | 17 | Walters, Jermaine   | DB |
| 91 | Hill, Tommie      | DE  | 6-6  | 225 | Jr. | 2VL | Englewood, Colo./Arapahoe                | 13 | Waters, Amadeus     | RB |
| 92 | Latu, Nuku        | DL  | 6-2  | 260 | Fr. | HS  | Gilbert, Ariz./Highland                  | 46 | Whittier, Ty        | DL |
| 92 | Tamminga, Miles   | TE  | 6-2  | 230 | Fr. | RS  | Denver, Colo./Thomas Jefferson           | 2  | Wilkinson, DeAngelo | DB |
| 93 | Landers, Wade     | DE  | 6-6  | 252 | Jr. | 2VL | Durango, Colo./Durango                   | 54 | Williams, Alex      | LB |
| 94 | Gee, Norman       | TE  | 6-5  | 255 | So. | TR  | Severna Park, Md./Duke                   | 39 | Williams, Darryl    | DB |
| 95 | Sandie, Erik      | DL  | 6-2  | 296 | Sr. | 3VL | Danville, Calif./De La Salle             | 4  | Willis, Brett       | WR |
| 96 | McWilliams, Devin | DT  | 6-1  | 320 | Jr. | SQ  | Riverside, Calif./Riverside College      | 16 | Winter, Lane        | DB |
| 97 | Smith, Blake      | DT  | 6-2  | 257 | Sr. | 3VL | Tulsa, Okla./Union                       | 3  | Yemm, Matt          | WR |
| 98 | Tigges, Jacob     | DL  | 6-2  | 270 | Fr. | HS  | Broken Arrow, Okla./Union                |    |                     |    |
| 99 | Collins, Steve    | DL  | 6-3  | 225 | Fr. | HS  | Loveland, Colo./Loveland                 |    |                     |    |

# Colorado State University

## PERSONNEL CAPSULE

**Lettermen** .....58  
**Returning**.....47  
**Lost** ..... 11

### 2006 Lettermen (58)

9 Adkins, Luke, LB\*\*\*  
 64 Allotta, Nick, OL\*\*\*  
 70 Arnold, Marvin, OL\*  
 34 Bell, Kyle, RB\*\*  
 55 Benedict, Scott, OL\*  
 10 Bryson, Zac, DB\*\*\*  
 1 Cathy, Brandon, CB\*\*\*  
 76 Day, Josh, OL\*\*\*\*  
 15 Galusha, Jake, S\*  
 16 Hanie, Caleb, QB\*\*\*  
 43 Hendrick, Matt, LB\*  
 27 Hill, George, WR\*\*\*  
 91 Hill, Tommie, DE\*\*  
 51 Horinek, Jeff, LB\*\*  
 5 Johnson, Gartrell, RB\*\*  
 30 Juedes, Steve, DB\*  
 88 Kawulok, Chris, TE\*\*  
 8 Kaylor, Jim, P\*\*  
 20 Kubiak, Clint, DB\*\*  
 93 Landers, Wade, DE\*\*  
 47 LeBlanc, Tim, RB\*  
 28 Levine, Liddon, CB\*\*\*  
 58 Madrid, Joey, DL\*\*  
 60 Martinez, Adrian, OL\*  
 89 McPeek, Kevin, TE\*\*  
 62 Morehead, James, DL\*  
 87 Morton, Damon, WR\*\*\*  
 31 Morton, Dion, WR\*  
 12 Myers, Michael, RB\*\*  
 59 Nading, Jesse, DE\*\*\*  
 49 Nichols, John, LB\*\*\*  
 22 Ohaeri, Nnamdi, DB\*\*  
 71 Oldenburg, Clint, OL\*\*\*  
 85 Osborn, Dustin, WR\*\*\*\*  
 13 Pagnotta, Mike, DB\*\*  
 34 Patterson, Sedric, LB\*  
 38 Pauly, Nathan, LB\*\*\*  
 53 Pemberton, Cole, OL\*  
 42 Pottorff, Jake, LB\*  
 2 Radford, Jon, LB\*\*  
 82 Roberts, Luke, WR\*\*  
 29 Rucks, Joey, DB\*\*  
 45 Rupp, Matt, DL\*\*  
 95 Sandie, Erik, DL\*\*\*  
 97 Smith, Blake, DL\*\*\*  
 37 Smith, Jason, K\*\*  
 80 Sperry, Kory, TE\*\*\*  
 20 Square, Alex, RB\*  
 3 Stratton, Ben, S\*\*\*\*  
 75 Stratton, Dane, OL\*\*  
 42 VanHorn, Kyle, RB\*  
 44 Vomhof, Bob, DE\*\*\*  
 7 Walker, Johnny, WR\*\*\*  
 33 Walker, Tristan, RB\*\*\*\*  
 57 Walter, Tim, OL\*  
 17 Walters, Jermaine, DB\*  
 24 Weber, Chase, DB\*

39 Williams, Darryl, CB\*  
 67 Williams, Jerome, OL\*\*

### Returning (47)

64 Allotta, Nick, OL\*\*\*  
 70 Arnold, Marvin, OL\*  
 34 Bell, Kyle, RB\*\*  
 55 Benedict, Scott, OL\*  
 10 Bryson, Zac, DB\*\*\*  
 15 Galusha, Jake, S\*  
 16 Hanie, Caleb, QB\*\*\*  
 43 Hendrick, Matt, LB\*  
 27 Hill, George, WR\*\*\*  
 91 Hill, Tommie, DE\*\*  
 51 Horinek, Jeff, LB\*\*  
 5 Johnson, Gartrell, RB\*\*  
 30 Juedes, Steve, DB\*  
 88 Kawulok, Chris, TE\*\*  
 8 Kaylor, Jim, P\*\*  
 20 Kubiak, Clint, DB\*\*  
 93 Landers, Wade, DE\*\*  
 47 LeBlanc, Tim, RB\*  
 28 Levine, Liddon, CB\*\*\*  
 58 Madrid, Joey, DL\*\*  
 60 Martinez, Adrian, OL\*  
 89 McPeek, Kevin, TE\*\*  
 62 Morehead, James, DL\*  
 87 Morton, Damon, WR\*\*\*  
 31 Morton, Dion, WR\*  
 12 Myers, Michael, RB\*\*  
 59 Nading, Jesse, DE\*\*\*  
 49 Nichols, John, LB\*\*\*  
 13 Pagnotta, Mike, DB\*\*  
 34 Patterson, Sedric, LB\*  
 38 Pauly, Nathan, LB\*\*\*  
 53 Pemberton, Cole, OL\*  
 42 Pottorff, Jake, LB\*  
 82 Roberts, Luke, WR\*\*  
 29 Rucks, Joey, DB\*\*  
 45 Rupp, Matt, DL\*\*  
 95 Sandie, Erik, DL\*\*\*  
 97 Smith, Blake, DL\*\*\*  
 37 Smith, Jason, K\*\*

### Lettermen Lost ..... 11

9 Adkins, Luke, LB\*\*\*  
 1 Cathy, Brandon, CB\*\*\*  
 76 Day, Josh, OL\*\*\*\*  
 22 Ohaeri, Nnamdi, DB\*\*  
 71 Oldenburg, Clint, OL\*\*\*  
 85 Osborn, Dustin, WR\*\*\*\*  
 2 Radford, Jon, LB\*\*  
 3 Stratton, Ben, S\*\*\*\*  
 33 Walker, Tristan, RB\*\*\*\*  
 24 Weber, Chase, DB\*  
 67 Williams, Jerome, OL\*\*

**Starters Returning** .....20  
**Offense** .....9  
**Defense** .....9  
**Specialists** .....2

### Starters Returning (20) No

|                           |            |
|---------------------------|------------|
| 64 Allotta, Nick, OL***   | 20         |
| 34 Bell, Kyle, RB**       | 10         |
| 55 Benedict, Scott, OL*   | 6          |
| 16 Hanie, Caleb, QB***    | 17         |
| 51 Horinek, Jeff, LB**    | 22         |
| 5 Johnson, Gartrell, RB** | 7          |
| 88 Kawulok, Chris, TE**   | 11         |
| 8 Kaylor, Jim, P**        | 24         |
| 20 Kubiak, Clint, DB**    | 12         |
| 93 Landers, Wade, DE**    | 8          |
| 60 Martinez, Adrian, OL*  | 10         |
| 59 Nading, Jesse, DE***   | 28         |
| 13 Pagnotta, Mike, DB**   | 7          |
| 82 Roberts, Luke, WR**    | 6          |
| 29 Rucks, Joey, DB**      | 10         |
| 95 Sandie, Erik, DL***    | 13         |
| 97 Smith, Blake, DL***    | 31         |
| 37 Smith, Jason, K**      | 17         |
| 80 Sperry, Kory, TE***    | 22         |
| 39 Williams, Darryl, CB*  | 22         |
| <b>Total</b>              | <b>303</b> |

### Offense (10)

64 Allotta, Nick, OL\*\*\*  
 34 Bell, Kyle, RB\*\*  
 55 Benedict, Scott, OL\*  
 16 Hanie, Caleb, QB\*\*\*  
 5 Johnson, Gartrell, RB\*\*  
 88 Kawulok, Chris, TE\*\*  
 60 Martinez, Adrian, OL\*  
 82 Roberts, Luke, WR\*\*  
 80 Sperry, Kory, TE\*\*\*  
 57 Walter, Tim, OL\*

### Defense (9)

51 Horinek, Jeff, LB\*\*  
 20 Kubiak, Clint, DB\*\*  
 93 Landers, Wade, DE\*\*  
 59 Nading, Jesse, DE\*\*\*  
 13 Pagnotta, Mike, DB\*\*  
 29 Rucks, Joey, DB\*\*  
 95 Sandie, Erik, DL\*\*\*  
 97 Smith, Blake, DL\*\*\*  
 39 Williams, Darryl, CB\*

### Specialists (2)

8 Kaylor, Jim, P\*\*  
 37 Smith, Jason, K\*\*

**Starters Lost**.....5  
**Offense** .....3  
**Defense** .....2  
**Specialists** .....0

### Starters Lost (5)

9 Adkins, Luke, LB\*\*\* ..... 21  
 76 Day, Josh, OL\*\*\*\* ..... 33  
 71 Oldenburg, Clint, OL\*\*\* 34  
 85 Osborn, Dustin, WR\*\*\*\* 24  
 2 Radford, Jon, LB\*\* ..... 13  
**Total**..... 125

### Offense (3)

76 Day, Josh, OL\*\*\*\*  
 71 Oldenburg, Clint, OL\*\*\*  
 85 Osborn, Dustin, WR\*\*\*\*

### Defense (2)

9 Adkins, Luke, LB\*\*\*  
 2 Radford, Jon, LB\*\*

# Colorado State University

## BY POSITION

### Offensive Line

64 Allotta, Nick  
70 Arnold, Marvin  
63 Babb, Mike  
55 Benedict, Scott  
61 Forristall, Nate  
65 Griffith, Ryan  
52 Lepak, Brian  
76 Madsen, Paul  
60 Martinez, Adrian  
72 McDermott, Tyler  
53 Pemberton, Cole  
77 Serchia, Phil  
51 Smith, Connor  
74 Smith, Shelley  
75 Stratton, Dane  
57 Walter, Tim

### Wide Receiver

14 Burl, Cameron  
84 Greer, Rashaun  
29 Henry, Nathan  
27 Hill, George  
23 Liggett, Tyson  
86 Miles, Chaz  
87 Morton, Damon  
31 Morton, Dion  
82 Roberts, Luke  
7 Walker, Johnny  
4 Willis, Brett  
3 Yemm, Matt

### Tight End

35 Eaton, Nick  
94 Gee, Norman  
88 Kawulok, Chris  
45 Peitz, Eric  
81 Seymore, Adam  
80 Sperry, Kory  
85 Starr, Mark  
92 Tamminga, Miles

### Running Back

28 Arnold, Lester, RB  
34 Bell, Kyle, RB  
25 Good, Derek, RB/S  
5 Johnson, Gartrell, RB  
47 LeBlanc, Tim, FB  
24 Morelli, Phillip, RB  
1 Mosure, John, RB  
12 Myers, Michael, RB  
36 Pauga, Zac, FB  
38 Sanchez, Aaron, RB  
20 Square, Alex, RB  
42 VanHorn, Kyle, FB  
13 Waters, Amadeus, RB

### Quarterback

17 Borcky, T.J.  
15 Farris, Billy  
16 Hanie, Caleb  
6 Kubiak, Klay  
11 Neuenfeldt, Nick  
18 Stucker, Grant

## Defensive Line

68 Carter, Scott, DL  
18 Case, Jordan, DE  
99 Collins, Steve, DL  
61 Daniels, Eugene, DL  
57 Gdowski, Jake, DL  
91 Hill, Tommie, DE  
93 Landers, Wade, DE  
92 Latu, Nuku, DL  
24 Macon, Cory, DE  
58 Madrid, Joey, DL  
96 McWilliams, Devin, DT  
66 Miller, Guy, NT  
62 Morehead, James, DL  
59 Nading, Jesse, DE  
45 Rupp, Matt, DL  
95 Sandie, Erik, DL  
97 Smith, Blake, DT  
98 Tigges, Jacob, DL  
44 Vomhof, Bob, DE  
46 Whittier, Ty, DL

### Linebackers

40 Biddle, Jacob  
56 Brewer, Ricky  
9 Clark, John  
55 Cornelson, Curtis  
32 Diehl, Luke  
47 Henderson, Wade  
43 Hendrick, Matt  
51 Horinek, Jeff  
26 McMahan, Michael  
43 Mechler, Jake  
34 Patterson, Sedric  
38 Pauly, Nathan  
41 Pottorff, Jake  
6 Sisson, Mychal  
54 Williams, Alex

### Secondary

10 Bryson, Zac, S  
31 Donaldson, Zach, DB  
27 Gabler, Josh, DB  
15 Galusha, Jake, S  
35 Herd, Ivory, DB  
14 Johnson, Jamaal, DB  
3 Johnson, Michael, DB  
30 Juedes, Steve, DB  
20 Kubiak, Klint, DB  
5 McKay, Jarrad, DB  
11 Oppeneer, Nick, DB  
4 Owens, Brandon, DB  
13 Pagnotta, Mike, DB  
29 Rucks, Joey, CB  
22 Smith, Elijah-Blu, DB  
17 Walters, Jermaine, DB  
2 Wilkinson, D., DB  
39 Williams, Darryl, DB  
16 Winter, Lane, DB

### Specialists

8 Kaylor, Jimmie, P  
7 Lamb, Jared, P  
37 Smith, Jason, K

## BY CLASS

### Seniors

64 Allotta, Nick, OL  
10 Bryson, Zac, S  
16 Hanie, Caleb, QB  
27 Hill, George, WR  
8 Kaylor, Jimmie, P  
7 Lamb, Jared, P  
47 LeBlanc, Tim, RB  
58 Madrid, Joey, DL  
87 Morton, Damon, WR  
59 Nading, Jesse, DE  
38 Pauly, Nathan, LB  
82 Roberts, Luke, WR  
29 Rucks, Joey, CB  
95 Sandie, Erik, DL  
97 Smith, Blake, DT  
80 Sperry, Kory, TE  
42 VanHorn, Kyle, RB  
44 Vomhof, Bob, DE  
7 Walker, Johnny, WR  
17 Walters, Jermaine, DB  
39 Williams, Darryl, DB

### Juniors

70 Arnold, Marvin, OL  
34 Bell, Kyle, RB  
9 Clark, John, LB  
55 Cornelson, Curtis, LB  
15 Farris, Billy, QB  
15 Galusha, Jake, S  
91 Hill, Tommie, DE  
51 Horinek, Jeff, LB  
5 Johnson III, Gartrell, RB  
30 Juedes, Steve, DB  
88 Kawulok, Chris, TE  
20 Kubiak, Klint, DB  
93 Landers, Wade, DE  
96 McWilliams, Devin, DT  
12 Myers, Michael, RB  
13 Pagnotta, Mike, DB  
45 Rupp, Matt, DL  
38 Sanchez, Aaron, RB  
77 Serchia, Phil, OL  
37 Smith, Jason, K  
75 Stratton, Dane, OL  
19 Wanzeck, Tyler, LB

### Sophomores

55 Benedict, Scott, OL  
18 Case, Jordan, DE  
94 Gee, Norman, TE  
84 Greer, Rashaun, WR  
43 Hendrick, Matt, LB  
60 Martinez, Adrian, OL  
86 Miles, Chaz, WR  
62 Morehead, James, DL  
31 Morton, Dion, WR  
11 Oppeneer, Nick, DB  
34 Patterson, Sedric, LB  
53 Pemberton, Cole, OL  
41 Pottorff, Jake, LB  
74 Smith, Shelley, OL  
20 Square, Alex, RB  
18 Stucker, Grant, QB  
57 Walter, Tim, OL

## Freshmen

28 Arnold, Lester, RB HS  
63 Babb, Mike, OL RS  
40 Biddle, Jacob, LB HS  
17 Borcky, T.J.-QB HS  
56 Brewer, Ricky, LB RS  
71 Bryan, Steve, LS HS  
14 Burl, Cameron, WR HS  
68 Carter, Scott, DL HS  
99 Collins, Steve, DL HS  
61 Daniels, Eugene, DL HS  
32 Diehl, Luke, LB HS  
31 Donaldson, Zach, DB HS  
35 Eaton, Nick, TE RS  
61 Forristall, Nate, OL HS  
27 Gabler, Josh, DB HS  
57 Gdowski, Jake, DL HS  
25 Good, Derek, RB/S HS  
65 Griffith, Ryan, OL RS  
47 Henderson, Wade, LB HS  
29 Henry, Nathan, LB HS  
35 Herd, Ivory, DB HS  
14 Johnson, Jamaal, DB HS  
3 Johnson, Michael, DB RS  
6 Kubiak, Klay, QB HS  
92 Latu, Nuku, DL HS  
52 Lepak, Brian, OL RS  
23 Liggett, Tyson, WR RS  
24 Macon, Cory, DE RS  
76 Madsen, Paul, OL HS  
72 McDermott, Tyler, OLHS  
5 McKay, Jarrad, DB HS  
26 McMahan, Michael, LBHS  
43 Mechler, Jake, LB RS  
66 Miller, Guy, NT RS  
24 Morelli, Phillip, RB HS  
1 Mosure, John, RB RS  
11 Neuenfeldt, Nick, QB RS  
4 Owens, Brandon, DB HS  
36 Pauga, Zac, FB RS  
45 Peitz, Eric, TE HS  
81 Seymore, Adam, TE RS  
6 Sisson, Mychal, LB HS  
51 Smith, Connor, OL TR  
22 Smith, Elijah-Blu, DB HS  
85 Starr, Mark, TE RS  
92 Tamminga, Miles, TE RS  
98 Tigges, Jacob, DL HS  
13 Waters, Amadeus, RB RS  
32 Welp, Nathan, LB RS  
46 Whittier, Ty, DL RS  
2 Wilkinson, D., DB RS  
54 Williams, Alex, LB RS  
4 Willis, Brett, WR RS  
16 Winter, Lane, DB HS  
3 Yemm, Matt, WR HS

## DEPTH CHART

### OFFENSE (Nov. 19, 2007; \*--consecutive & career starts)

| Pos. | No.       | Player; Ht., Wt., Class-Exp.               | Hometown/High School                     | Starts*   |           | Player Notes                                     |
|------|-----------|--|--|-----------|-----------|--|
|      |           |  |  | Con.      | Car.      |  |
| SE   | 87        | <b>Damon Morton; 5-11, 176, Sr.-3VL</b>    | <b>Riverside, Calif./North</b>           | <b>9</b>  | <b>19</b> | <b>TD rec. of 40, 53, 57 and 66 yards in '07</b> |
|      | 7         | Johnny Walker; 6-0, 190, Sr.-3VL           | Lancaster, Calif./Antelope Valley        | 0         | 11        | MWC Offensive Player of Week (11/12)             |
|      | 27        | George Hill; 5-11, 184, Sr.-3VL            | Corona, Calif./Corona                    | 0         | 0         | 44-yard catch to set up late TD vs. Cal          |
|      | 4         | Brett Willis; 6-3, 211, Fr.-RS             | Bakersfield, Calif./Garces               | 0         | 0         | Redshirted in '06                                |
| LT   | 85        | <b>Mark Starr; 6-5, 273, Fr.-RS</b>        | <b>Goodland, Kan./Goodland</b>           | <b>6</b>  | <b>6</b>  | <b>Converted to OT prior to Game 11</b>          |
|      | 53        | Cole Pemberton; 6-7, 318, So.-1VL          | Highlands Ranch, Colo./Mtn. Vista        | 0         | 10        | Injured ankle at UNM (11/10)                     |
|      | 75        | Dane Stratton; 6-5, 298, Jr.-2VL           | Cheyenne, Wyo./Cheyenne East             | 0         | 1         | Filled in for all but one play at New Mex.       |
| LG   | 74        | <b>Shelley Smith; 6-4, 282, So.-SQ</b>     | <b>Phoenix, Ariz./Westview</b>           | <b>11</b> | <b>11</b> | <b>First career start vs. Colorado, Sept. 1</b>  |
|      | 65        | Ryan Griffith; 6-4, 269, Fr.-RS            | Rancho Cucamonga, Calif./Los Osos        | 0         | 0         | Redshirt freshman in 2006                        |
| OC   | 57        | <b>Tim Walter; 6-6, 277, So.-1VL</b>       | <b>Manhattan Beach, Calif./Loyola</b>    | <b>5</b>  | <b>13</b> | <b>Returned to lineup at TCU, Sept. 29</b>       |
|      | 77        | Phil Serchia; 6-3, 275, Jr.-TR             | Thousand Oaks, Calif./Ventrua Coll.      | 0         | 0         | Transferred to CSU prior to '07 season           |
| RG   | 64        | <b>Nick Allotta; 6-3, 305, Sr.-3VL</b>     | <b>San Diego, Calif./Rancho Bernardo</b> | <b>14</b> | <b>31</b> | <b>O-line's veteran anchor; also can play C</b>  |
|      | 52        | Brian Lepak; 6-5, 298, Fr.-RS              | Claremore, Okla./Claremore               | 0         | 0         | Redshirt freshman in 2006                        |
| RT   | 60        | <b>Adrian Martinez; 6-4, 300, So.-1VL</b>  | <b>San Clemente, Calif./San Clemente</b> | <b>12</b> | <b>21</b> | <b>Has started 20 of Rams' last 21 games</b>     |
|      | 75        | Dane Stratton; 6-5, 298, Jr.-2VL           | Cheyenne, Wyo./Cheyenne East             | 0         | 1         | First-team tackle much of fall camp              |
| FL   | 82        | <b>Luke Roberts; 6-2, 206, Sr.-3VL</b>     | <b>Golden, Colo./Golden</b>              | <b>11</b> | <b>17</b> | <b>Team's most consistent WR</b>                 |
|      | 31        | Dion Morton; 5-10, 162, So.-1VL            | Riverside, Calif./North                  | 0         | 0         | Injured ankle at BYU                             |
|      | 84        | Rashaun Greer; 6-1, 202, So.-SQ            | North Las Vegas, Nev./Mojave             | 0         | 0         | Reserve receiver in '06                          |
| TE   | 88        | <b>Chris Kawulok; 6-3, 244, Jr.-2VL</b>    | <b>Boulder, Colo./Monarch</b>            | <b>1</b>  | <b>15</b> | <b>Started 11 games in '06</b>                   |
|      | 45        | Eric Peitz; 6-5, 240, Fr.-HS               | Crofton, Neb./Crofton                    | 0         | 1         | True freshman, made college debut vs. CU         |
|      | 81        | Adam Seymore; 6-4, 245, Fr.-RS             | Alta Loma, Calif./Alta Loma              | 0         | 0         | Sidelined most of fall with foot injury          |
|      | (inj.) 80 | Kory Sperry; 6-6, 260, Sr.-3VL             | Pueblo, Colo./Pueblo County              | 0         | 24        | Season ended vs. Cal; will return in '08         |
| QB   | 16        | <b>Caleb Hanie; 6-2, 236, Sr.-3VL</b>      | <b>Forney, Texas/Forney</b>              | <b>23</b> | <b>28</b> | <b>MWC's No. 1 rated passer</b>                  |
|      | 18        | Grant Stucker; 6-2, 201, So.-SQ            | Parker, Colo./Ponderosa                  | 0         | 0         | Has not entered college game                     |
|      | 11        | Nick Neuenfeldt; 6-4, 221, Fr.-RS          | Scottsdale, Ariz./Chaparral              | 0         | 0         | Has not entered college game                     |
| RB   | 5         | <b>Gartrell Johnson; 6-0, 230, Jr.-2VL</b> | <b>Miami Springs, Fla./Miami Springs</b> | <b>8</b>  | <b>15</b> | <b>MWC Offensive Player of the Week, Oct. 22</b> |
|      | 34        | Kyle Bell; 6-2, 232, Jr.-2VL               | Keenesburg, Colo./Weld Central           | 0         | 15        | Averaging 4.7 per carry as reserve RB            |
|      | 12        | Michael Myers; 6-1, 208, Jr.-2VL           | Riverside, Calif./Martin Luther King     | 0         | 0         | Scored first TD, at UNLV Oct. 20                 |
|      | 1         | John Masure; 5-10, 198, Fr.-RS             | Miami, Fla./Columbus                     | 0         | 0         | Strong '07 spring/fall practice                  |
| FB   | 36        | <b>Zac Pauga; 6-0, 246, Fr.-RS</b>         | <b>Lakewood, Colo./Green Mountain</b>    | <b>3</b>  | <b>5</b>  | <b>First career start, vs. AFA, Oct. 13</b>      |
|      | 5         | Gartrell Johnson; 6-0, 230, Jr.-2VL        | Miami Springs, Fla./Miami Springs        | 8         | 15        | Opened year as starting FB                       |

# Colorado State University

## DEFENSE (Nov. 19, 2007; \*--consecutive & career starts)

| Pos. | No.       | Player; Ht., Wt., Class-Exp.          | Hometown/High School                 | Starts* |      | Player Notes                             |
|------|-----------|---------------------------------------|--------------------------------------|---------|------|--|
|      |           |                                       |                                      | Con.    | Car. |  |
| RE   | 59        | Jesse Nading; 6-5, 263, Sr.-3VL       | Highlands Ranch, Colo./ThunderRidge  | 16      | 39   | Voted captain in all 11 games            |
|      | 93        | Wade Landers; 6-6, 252, Jr.-2VL       | Durango, Colo./Durango               | 0       | 8    | 15 tackles, 2½ sacks in '06              |
| DT   | 97        | Blake Smith; 6-2, 257, Sr.-3VL        | Tulsa, Okla./Union                   | 4       | 41   | Career-high 2½ sacks vs. SDSU            |
|      | 45        | Matt Rupp; 6-3, 272, Jr.-2VL          | Laguna Beach, Calif./Santa Margarita | 0       | 6    | Returned fumble 48 yards for TD vs. AFA  |
| NG   | 95        | Erik Sandie; 6-2, 289, Sr.-3VL        | Danville, Calif./De La Salle         | 15      | 24   | Career-best 10 tackles vs. AFA, Oct. 13  |
|      | 46        | Ty Whittier; 6-4, 248, Fr.-RS         | Fort Collins, Colo./Poudre           | 0       | 0    | Redshirted in '06                        |
|      | 62        | James Morehead; 6-6, 310, So.-1VL     | Highlands Ranch, Colo./ThunderRidge  | 0       | 1    | 7 tackles as reserve in '06              |
|      | 66        | Guy Miller; 6-3, 286, Fr.-RS          | Scott City, Kan./Scott City          | 0       | 0    | Shifted from OL to DL in early September |
| LE   | 91        | Tommie Hill; 6-6, 225, So.-1VL        | Englewood, Colo./Arapahoe            | 2       | 13   | 5½ sacks, most by CSU player since '03   |
|      | 44        | Bob Vomhof; 6-3, 247, Sr.-3VL         | Gillette, Wyo./Campbell County       | 0       | 4    | Started vs. SDSU                         |
| WLB  | 38        | Nathan Pauly; 6-1, 218, Sr.-3VL       | Conway Springs, Kan./Conway Sp.      | 2       | 6    | Entered starting lineup at UNM (11/10)   |
|      | 41        | Jake Pottorff; 6-4, 244, So.-1VL      | Greeley, Colo./Greeley West          | 0       | 11   | Career-best 16 stops at Houston          |
|      | 9         | John Clark; 6-3, 225, Jr.-JC          | Fresno, Calif./Fresno City College   | 0       | 0    | 6 stops, FR at TCU                       |
| MLB  | 51        | Jeff Horinek; 6-3, 238, Jr.-2VL       | Atwood, Kan./Atwood                  | 25      | 33   | Career high 14 tackles vs. GSU (11/17)   |
|      | 43        | Matt Hendrick; 6-2, 235, So.-1VL      | Niwot, Colo./Niwot                   | 0       | 0    | Reserve and special teams player         |
| SLB  | 56        | Ricky Brewer; 6-2, 216, Fr.-RS        | Denver, Colo./Mullen                 | 7       | 7    | Preseason MWC Freshman of Year           |
|      | 55        | Curtis Cornelson; 6-1, Jr.-JC         | Bakersfield, Calif./Bakersfield CC   | 0       | 3    | JC All-American, won fall SLB battle     |
|      | 34        | Sedric Patterson; 6-1, 231, So.-1VL   | Broken Arrow, Okla./Broken Arrow     | 0       | 0    | Two tackles vs. CU                       |
| RCB  | 39        | Darryl Williams; 5-9,180, Sr.-2VL     | Stanton, Calif./Servite              | 23      | 33   | 2 PBU each in Games 8-9                  |
|      | 2         | DeAngelo Wilkinson; 5-10, 181, Fr.-RS | Las Vegas, Nev./Bishop Gorman        | 0       | 0    | Redshirted in '06                        |
| LCB  | 29        | Joey Rucks; 5-10, 190, Sr.-2VL        | Los Angeles, Calif./W. LACC          | 1       | 20   | Among team leaders in PBU                |
|      | 17        | Jermaine Walters; 5-11, 200, Sr.-1VL  | Hollywood, Fla./Mesabi Range CC      | 0       | 4    | Started at New Mexico as CB              |
|      | 11        | Nick Oppeneer; 5-10, 175; So.-TR      | Littleton, Colo./Univ. of Mary       | 0       | 0    | All-state QB at Columbine HS             |
| FS   | 10        | Zac Bryson; 6-1, 215, Sr.-3VL         | Reno, Nev./Earl Wooster              | 1       | 7    | Returned INT 99 yards for TD at UNLV     |
|      | 30        | Steve Juedes; 6-0, 206, Jr.-2VL       | Allenspark, Colo./Neb.-Kearney       | 2       | 3    | Walkon; first career start at UNLV       |
|      | 17        | Jermaine Walters; 5-11, 200, Sr.-1VL  | Hollywood, Fla./Mesabi Range CC      | 0       | 4    | Started Games 4-6 at FS                  |
|      | (inj.) 20 | Klint Kubiak; 6-0, 201, Jr.-2VL       | Englewood, Colo./Regis               | 0       | 14   | Medical hardship waiver in 2007          |
| SS   | 13        | Mike Pagnotta; 6-0, 203, Jr.-2VL      | Cave Junction, Ore./Illinois Valley  | 0       | 14   | Returned to action (ankle) at UNLV       |
|      | 15        | Jake Galusha; 5-10, 200, So.-TR       | Omaha, Neb./New Mexico State         | 0       | 6    | Started at Houston, at UNLV              |
|      | 10        | Zac Bryson; 6-1, 215, Sr.-3VL         | Reno, Nev./Earl Wooster              | 1       | 7    | Returned INT 99 yards for TD at UNLV     |
|      | 3         | Michael Johnson; 5-10, 199, Fr.-RS    | Weston, Fla./Cypress Bay             | 0       | 0    | Redshirted in '06                        |

## SPECIAL TEAMS

| Pos. | No. | Player; Ht., Wt., Class-Exp.     | Hometown/High School         | Con. | Car. | Player Notes                            |
|------|-----|----------------------------------|------------------------------|------|------|---|
| P    | 8   | Jimmie Kaylor; 6-3, 197, Sr.-2VL | Northglenn, Colo./Northglenn | -    | -    | Preseason all-MWC first-team punter     |
|      | 7   | Jared Lamb; 6-2, 202, Sr.-SQ     | Littleton, Colo./Heritage    | -    | -    |   |
| PK   | 37  | Jason Smith; 6-2, 201, Jr.-2VL   | Centennial, Colo./Arapahoe   | -    | -    | Hit 57-yard FG in scrimmage             |
| LS   | 58  | Joey Madrid; 6-2, 285, Sr.-2VL   | La Junta, Colo./La Junta     | -    | -    | Injured knee/ankle at Houston           |
|      | 71  | Steve Bryan; 6-0, 250, Fr.-HS    | La Mesa, Calif./Helix        | -    | -    | Filled in admirably in Games 3-5        |
| H    | 8   | Jimmie Kaylor; 6-3, 197, Sr.-2VL | Northglenn, Colo./Northglenn | -    | -    | Holder most of last two years           |
|      | 15  | Billy Farris; 6-3, 212, Jr.-SQ   | Baton Rouge, La./Woodlawn    | -    | -    | First-time holder in '06 game vs. TCU   |
| KR   | 87  | Damon Morton; 5-11, 176, Sr.-3VL | Riverside, Calif./North      | -    | -    |   |
|      | 27  | George Hill; 5-11, 184, Sr.-3VL  | Corona, Calif./Corona        | -    | -    | Returned three kicks (23.3 avg.) vs. CU |
|      | 31  | Dion Morton; 5-10, 162, So.-1VL  | Riverside, Calif./North      | -    | -    | Injured ankle at BYU                    |
| PR   | 87  | Damon Morton; 5-11, 176, Sr.-3VL | Riverside, Calif./North      | -    | -    | 58-yd. TD return at Fresno State in '06 |

# Colorado State University

## 2007 TEAM STATISTICS

|                      | ALL | HOME | ROAD | NEU. |
|----------------------|-----|------|------|------|
| <b>OVERALL</b> ..... | 2-9 | 1-4  | 1-4  | 0-1  |
| <b>MWC</b> .....     | 1-6 | 0-3  | 1-3  | 0-0  |
| <b>NON-MWC</b> ..... | 1-3 | 1-1  | 0-1  | 0-1  |

| TEAM STATISTICS              | CSU        | OPP       |
|------------------------------|------------|-----------|
| SCORING.....                 | 268        | 341       |
| Points Per Game.....         | 24.4       | 31.0      |
| FIRST DOWNS.....             | 216        | 239       |
| Rushing.....                 | 112        | 130       |
| Passing.....                 | 93         | 100       |
| Penalty.....                 | 11         | 9         |
| RUSHING YARDAGE.....         | 1848       | 2388      |
| Yards gained rushing.....    | 2152       | 2667      |
| Yards lost rushing.....      | 304        | 279       |
| Rushing Attempts.....        | 469        | 480       |
| Average Per Rush.....        | 3.9        | 5.0       |
| Average Per Game.....        | 168.0      | 217.1     |
| TDs Rushing.....             | 13         | 24        |
| PASSING YARDAGE.....         | 2301       | 2266      |
| Att-Comp-Int.....            | 295-181-14 | 299-188-7 |
| Average Per Pass.....        | 7.8        | 7.6       |
| Average Per Catch.....       | 12.7       | 12.1      |
| Average Per Game.....        | 209.2      | 206.0     |
| TDs Passing.....             | 16         | 15        |
| TOTAL OFFENSE.....           | 4149       | 4654      |
| Total Plays.....             | 764        | 779       |
| Average Per Play.....        | 5.4        | 6.0       |
| Average Per Game.....        | 377.2      | 423.1     |
| KICK RETURNS: #-YARDS.....   | 52-1167    | 36-784    |
| PUNT RETURNS: #-YARDS.....   | 17-95      | 22-277    |
| INT RETURNS: #-YARDS.....    | 7-182      | 14-113    |
| KICK RETURN AVERAGE.....     | 22.4       | 21.8      |
| PUNT RETURN AVERAGE.....     | 5.6        | 12.6      |
| INT RETURN AVERAGE.....      | 26.0       | 8.1       |
| FUMBLES-LOST.....            | 8-6        | 26-13     |
| PENALTIES-YARDS.....         | 59-501     | 55-462    |
| Average Per Game.....        | 45.5       | 42.0      |
| PUNTS-YARDS.....             | 47-2039    | 44-1778   |
| Average Per Punt.....        | 43.4       | 40.4      |
| Net punt average.....        | 34.9       | 34.6      |
| TIME OF POSSESSION/GAME..... | 30:04      | 29:55     |
| 3RD-DOWN CONVERSIONS.....    | 68/165     | 67/154    |
| 3rd-Down Pct.....            | 41%        | 44%       |
| 4TH-DOWN CONVERSIONS.....    | 7/20       | 11/15     |
| 4th-Down Pct.....            | 35%        | 73%       |
| SACKS BY-YARDS.....          | 22-153     | 33-224    |
| MISC YARDS.....              | 0          | 0         |
| TOUCHDOWNS SCORED.....       | 33         | 41        |
| FIELD GOALS-ATTEMPTS.....    | 13-17      | 18-21     |
| ON-SIDE KICKS.....           | 2-2        | 1-4       |
| RED-ZONE SCORES.....         | 26-33 79%  | 40-49 82% |
| RED-ZONE TOUCHDOWNS.....     | 16-33 48%  | 30-49 61% |
| PAT-ATTEMPTS.....            | 31-31 100% | 39-40 98% |
| ATTENDANCE.....              | 111935     | 166013    |
| Games/Avg Per Game.....      | 5/22387    | 5/33203   |
| Neutral Site Games.....      |            | 1/68133   |

## SCORE BY QUARTERS

| Team                | 1st | 2nd | 3rd | 4th | OT | Total |
|---------------------|-----|-----|-----|-----|----|-------|
| Colorado State..... | 62  | 68  | 54  | 84  | 0  | 268   |
| Opponents.....      | 93  | 63  | 83  | 99  | 3  | 341   |

## 2007 SCOREBOARD • WON 0, LOST 1; MWC: WON 0, LOST 0 (\*MWC Games)

| DATE | OPPONENT         | TV       | SCORE         | ATTEN. | TIME | RECORD | MWC |
|------|------------------|----------|---------------|--------|------|--------|-----|
| S1   | vs. Colorado     | FSN      | L, 28-31 (ot) | 68,133 | 3:35 | 0-1    | 0-0 |
| S8   | California       | CSTV     | L, 28-34      | 27,805 | 3:04 | 0-2    | 0-0 |
| S22  | at Houston       | CSTV     | L, 38-27      | 22,468 | 3:27 | 0-3    | 0-0 |
| S29  | at TCU*          | The Mtn. | L, 24-12      | 32,807 | 3:15 | 0-4    | 0-1 |
| O6   | San Diego State* | The Mtn. | L, 24-20      | 27,930 | 3:01 | 0-5    | 0-2 |
| O13  | Air Force*       | The Mtn. | L, 45-21      | 25,150 | 2:53 | 0-6    | 0-3 |
| O20  | at UNLV*         | --       | W, 48-23      | 19,266 | 3:17 | 1-6    | 1-3 |
| O27  | Utah*            | The Mtn. | L, 27-3       | 16,718 | 2:46 | 1-7    | 1-4 |
| N3   | at BYU*          | The Mtn. | L, 35-16      | 64,441 | 3:01 | 1-8    | 1-5 |
| N10  | at New Mexico*   | The Mtn. | L, 26-23      | 27,031 | 3:04 | 1-9    | 1-6 |
| N17  | Georgia Southern | --       | W, 42-34      | 14,332 | 2:59 | 2-9    | 1-6 |
| N23  | Wyoming*         | The Mtn. |               |        |      |        |     |

| RUSHING.....         | GP | Att | Gain | Loss | Net  | Avg  | TD | Long | Avg/G |
|----------------------|----|-----|------|------|------|------|----|------|-------|
| JOHNSON, Gartre..... | 11 | 156 | 882  | 28   | 854  | 5.5  | 5  | 45   | 77.6  |
| BELL, Kyle.....      | 11 | 170 | 682  | 21   | 661  | 3.9  | 4  | 22   | 60.1  |
| MORTON, Damon.....   | 11 | 10  | 143  | 0    | 143  | 14.3 | 0  | 43   | 13.0  |
| MYERS, Michael.....  | 11 | 19  | 106  | 2    | 104  | 5.5  | 2  | 22   | 9.5   |
| MOSURE, John.....    | 10 | 14  | 50   | 10   | 40   | 2.9  | 0  | 10   | 4.0   |
| HANIE, Caleb.....    | 11 | 87  | 240  | 215  | 25   | 0.3  | 2  | 24   | 2.3   |
| MORTON, Dion.....    | 9  | 2   | 14   | 1    | 13   | 6.5  | 0  | 14   | 1.4   |
| FARRIS, Billy.....   | 3  | 5   | 28   | 17   | 11   | 2.2  | 0  | 13   | 3.7   |
| WALKER, Johnny.....  | 11 | 1   | 7    | 0    | 7    | 7.0  | 0  | 7    | 0.6   |
| KAYLOR, Jimmie.....  | 11 | 1   | 0    | 2    | -2   | -2.0 | 0  | 0    | -0.2  |
| TEAM.....            | 5  | 4   | 0    | 8    | -8   | -2.0 | 0  | 0    | -1.6  |
| Total.....           | 11 | 469 | 2152 | 304  | 1848 | 3.9  | 13 | 45   | 168.0 |
| Opponents.....       | 11 | 480 | 2667 | 279  | 2388 | 5.0  | 24 | 73   | 217.1 |

| PASSING.....         | G  | Effic  | Cmp-Att-Int | Pct  | Yds  | TD | Lng | Avg/G |
|----------------------|----|--------|-------------|------|------|----|-----|-------|
| HANIE, Caleb.....    | 11 | 141.12 | 172-271-14  | 63.5 | 2210 | 16 | 70  | 200.9 |
| FARRIS, Billy.....   | 3  | 83.22  | 9-20-0      | 45.0 | 91   | 0  | 15  | 30.3  |
| KAYLOR, Jimmie.....  | 11 | 0.00   | 0-2-0       | 0.0  | 0    | 0  | 0   | 0.0   |
| JOHNSON, Gartre..... | 11 | 0.00   | 0-1-0       | 0.0  | 0    | 0  | 0   | 0.0   |
| MORTON, Damon.....   | 11 | 0.00   | 0-1-0       | 0.0  | 0    | 0  | 0   | 0.0   |
| Total.....           | 11 | 135.28 | 181-295-14  | 61.4 | 2301 | 16 | 70  | 209.2 |
| Opponents.....       | 11 | 138.41 | 188-299-7   | 62.9 | 2266 | 15 | 57  | 206.0 |

| RECEIVING.....       | G  | No. | Yds  | Avg  | TD | Long | Avg/G |
|----------------------|----|-----|------|------|----|------|-------|
| MORTON, Damon.....   | 11 | 36  | 720  | 20.0 | 6  | 70   | 65.5  |
| WALKER, Johnny.....  | 11 | 31  | 469  | 15.1 | 2  | 64   | 42.6  |
| ROBERTS, Luke.....   | 11 | 28  | 384  | 13.7 | 2  | 53   | 34.9  |
| MORTON, Dion.....    | 9  | 20  | 183  | 9.1  | 1  | 37   | 20.3  |
| HILL, George.....    | 11 | 12  | 127  | 10.6 | 0  | 44   | 11.5  |
| JOHNSON, Gartre..... | 11 | 11  | 72   | 6.5  | 1  | 15   | 6.5   |
| SPERRY, Kory.....    | 3  | 10  | 119  | 11.9 | 3  | 37   | 39.7  |
| BELL, Kyle.....      | 11 | 10  | 43   | 4.3  | 0  | 11   | 3.9   |
| PAUGA, Zac.....      | 11 | 8   | 63   | 7.9  | 0  | 13   | 5.7   |
| MOSURE, John.....    | 10 | 5   | 46   | 9.2  | 1  | 21   | 4.6   |
| KAWULOK, Chris.....  | 11 | 4   | 33   | 8.2  | 0  | 15   | 3.0   |
| STARR, Mark.....     | 11 | 3   | 20   | 6.7  | 0  | 11   | 1.8   |
| PEITZ, Eric.....     | 10 | 2   | 16   | 8.0  | 0  | 11   | 1.6   |
| MYERS, Michael.....  | 11 | 1   | 6    | 6.0  | 0  | 6    | 0.5   |
| Total.....           | 11 | 181 | 2301 | 12.7 | 16 | 70   | 209.2 |
| Opponents.....       | 11 | 188 | 2266 | 12.1 | 15 | 57   | 206.0 |

| SCORING.....          | TD | FGs   | PATs  |      |     |      |   | DXP | Saf | Point |
|-----------------------|----|-------|-------|------|-----|------|---|-----|-----|-------|
|                       |    |       | Kick  | Rush | Rcv | Pass |   |     |     |       |
| SMITH, Jason.....     | 0  | 13-17 | 30-30 | 0-0  | 0   | 0-0  | 0 | 0   | 69  |       |
| JOHNSON, Gartre.....  | 6  | 0-0   | 0-0   | 0-0  | 0   | 0-0  | 0 | 0   | 36  |       |
| MORTON, Damon.....    | 6  | 0-0   | 0-0   | 0-0  | 0   | 0-0  | 0 | 0   | 36  |       |
| BELL, Kyle.....       | 4  | 0-0   | 0-0   | 0-0  | 0   | 0-0  | 0 | 0   | 24  |       |
| SPERRY, Kory.....     | 3  | 0-0   | 0-0   | 0-0  | 0   | 0-0  | 0 | 0   | 18  |       |
| WALKER, Johnny.....   | 2  | 0-0   | 0-0   | 0-0  | 0   | 0-0  | 0 | 0   | 12  |       |
| ROBERTS, Luke.....    | 2  | 0-0   | 0-0   | 0-0  | 0   | 0-0  | 0 | 0   | 12  |       |
| HANIE, Caleb.....     | 2  | 0-0   | 0-0   | 0-0  | 0   | 0-1  | 0 | 0   | 12  |       |
| MYERS, Michael.....   | 2  | 0-0   | 0-0   | 0-0  | 0   | 0-0  | 0 | 0   | 12  |       |
| MOSURE, John.....     | 1  | 0-0   | 0-0   | 0-0  | 0   | 0-0  | 0 | 0   | 6   |       |
| NADING, Jesse.....    | 1  | 0-0   | 0-0   | 0-0  | 0   | 0-0  | 0 | 0   | 6   |       |
| BRYSON, Zac.....      | 1  | 0-0   | 0-0   | 0-0  | 0   | 0-0  | 0 | 0   | 6   |       |
| WILLIAMS, Darryl..... | 1  | 0-0   | 0-0   | 0-0  | 0   | 0-0  | 0 | 0   | 6   |       |
| MORTON, Dion.....     | 1  | 0-0   | 0-0   | 0-0  | 0   | 0-0  | 0 | 0   | 6   |       |
| RUPP, Matt.....       | 1  | 0-0   | 0-0   | 0-0  | 0   | 0-0  | 0 | 0   | 6   |       |
| LAMB, Jared.....      | 0  | 0-0   | 1-1   | 0-0  | 0   | 0-0  | 0 | 0   | 1   |       |
| Total.....            | 33 | 13-17 | 31-31 | 0-0  | 0   | 0-1  | 0 | 0   | 268 |       |
| Opponents.....        | 41 | 18-21 | 39-40 | 0-0  | 1   | 1-1  | 0 | 0   | 341 |       |

| PUNTING.....        | No. | Yds  | Avg  | Long | TB | FC | I20 | Blkd |
|---------------------|-----|------|------|------|----|----|-----|------|
| KAYLOR, Jimmie..... | 47  | 2039 | 43.4 | 61   | 6  | 9  | 18  | 0    |
| Total.....          | 47  | 2039 | 43.4 | 61   | 6  | 9  | 18  | 0    |
| Opponents.....      | 44  | 1778 | 40.4 | 62   | 8  | 14 | 10  | 0    |

| FIELD GOALS.....  | M-A   | Pct  | 1-19 | 20-29 | 30-39 | 40-49 | 50-99 | Lg | Blk |
|-------------------|-------|------|------|-------|-------|-------|-------|----|-----|
| SMITH, Jason..... | 13-17 | 76.5 | 1-1  | 6-6   | 4-5   | 2-5   | 0-0   | 47 | 0   |

# Colorado State University

| PUNT RETURNS    | No. | Yds | Avg  | TD | Long |
|-----------------|-----|-----|------|----|------|
| WALKER, Johnny  | 10  | 67  | 6.7  | 0  | 17   |
| MORTON, Damon   | 6   | 28  | 4.7  | 0  | 13   |
| PATTERSON, Sedr | 1   | 0   | 0.0  | 0  | 0    |
| Total           | 17  | 95  | 5.6  | 0  | 17   |
| Opponents       | 22  | 277 | 12.6 | 0  | 43   |

| KICK RETURNS   | No. | Yds  | Avg  | TD | Long |
|----------------|-----|------|------|----|------|
| MORTON, Damon  | 20  | 460  | 23.0 | 0  | 45   |
| MORTON, Dion   | 17  | 455  | 26.8 | 0  | 74   |
| HILL, George   | 11  | 218  | 19.8 | 0  | 28   |
| BRYSON, Zac    | 2   | 21   | 10.5 | 0  | 16   |
| KAWULOK, Chris | 1   | 13   | 13.0 | 0  | 13   |
| TEAM           | 1   | 0    | 0.0  | 0  | 0    |
| Total          | 52  | 1167 | 22.4 | 0  | 74   |
| Opponents      | 36  | 784  | 21.8 | 0  | 68   |

| INTERCEPTIONS   | No. | Yds | Avg  | TD | Long |
|-----------------|-----|-----|------|----|------|
| WILLIAMS, Darry | 2   | 48  | 24.0 | 1  | 30   |
| BRYSON, Zac     | 2   | 100 | 50.0 | 1  | 99   |
| GALUSHA, Jake   | 1   | 0   | 0.0  | 0  | 0    |
| PAGNOTTA, Mike  | 1   | 3   | 3.0  | 0  | 3    |
| NADING, Jesse   | 1   | 31  | 31.0 | 1  | 31   |
| Total           | 7   | 182 | 26.0 | 3  | 99   |
| Opponents       | 14  | 113 | 8.1  | 1  | 27   |

| TOTAL OFFENSE   | G  | Plays | Rush | Pass | Total | Avg/G |
|-----------------|----|-------|------|------|-------|-------|
| HANIE, Caleb    | 11 | 358   | 25   | 2210 | 2235  | 203.2 |
| JOHNSON, Gartre | 11 | 157   | 854  | 0    | 854   | 77.6  |
| BELL, Kyle      | 11 | 170   | 661  | 0    | 661   | 60.1  |
| MORTON, Damon   | 11 | 11    | 143  | 0    | 143   | 13.0  |
| MYERS, Michael  | 11 | 19    | 104  | 0    | 104   | 9.5   |
| FARRIS, Billy   | 3  | 25    | 11   | 91   | 102   | 34.0  |
| MOSURE, John    | 10 | 14    | 40   | 0    | 40    | 4.0   |
| MORTON, Dion    | 9  | 2     | 13   | 0    | 13    | 1.4   |
| WALKER, Johnny  | 11 | 1     | 7    | 0    | 7     | 0.6   |
| KAYLOR, Jimmie  | 11 | 3     | -2   | 0    | -2    | -0.2  |
| TEAM            | 5  | 4     | -8   | 0    | -8    | -1.6  |
| Total           | 11 | 764   | 1848 | 2301 | 4149  | 377.2 |
| Opponents       | 11 | 779   | 2388 | 2266 | 4654  | 423.1 |

| ALL PURPOSE     | G  | Rush | Rec  | PR  | KR   | IR  | Tot  | Avg   |
|-----------------|----|------|------|-----|------|-----|------|-------|
| MORTON, Damon   | 11 | 143  | 720  | 28  | 460  | 0   | 1351 | 122.8 |
| JOHNSON, Gartre | 11 | 854  | 72   | 0   | 0    | 0   | 926  | 84.2  |
| BELL, Kyle      | 11 | 661  | 43   | 0   | 0    | 0   | 704  | 64.0  |
| MORTON, Dion    | 9  | 13   | 183  | 0   | 455  | 0   | 651  | 72.3  |
| WALKER, Johnny  | 11 | 7    | 469  | 67  | 0    | 0   | 543  | 49.4  |
| ROBERTS, Luke   | 11 | 0    | 384  | 0   | 0    | 0   | 384  | 34.9  |
| HILL, George    | 11 | 0    | 127  | 0   | 218  | 0   | 345  | 31.4  |
| BRYSON, Zac     | 11 | 0    | 0    | 0   | 21   | 100 | 121  | 11.0  |
| SPERRY, Kory    | 3  | 0    | 119  | 0   | 0    | 0   | 119  | 39.7  |
| MYERS, Michael  | 11 | 104  | 6    | 0   | 0    | 0   | 110  | 10.0  |
| MOSURE, John    | 10 | 40   | 46   | 0   | 0    | 0   | 86   | 8.6   |
| PAUGA, Zac      | 11 | 0    | 63   | 0   | 0    | 0   | 63   | 5.7   |
| WILLIAMS, Darry | 11 | 0    | 0    | 0   | 0    | 48  | 48   | 4.4   |
| KAWULOK, Chris  | 11 | 0    | 33   | 0   | 13   | 0   | 46   | 4.2   |
| NADING, Jesse   | 11 | 0    | 0    | 0   | 0    | 31  | 31   | 2.8   |
| HANIE, Caleb    | 11 | 25   | 0    | 0   | 0    | 0   | 25   | 2.3   |
| STARR, Mark     | 11 | 0    | 20   | 0   | 0    | 0   | 20   | 1.8   |
| PEITZ, Eric     | 10 | 0    | 16   | 0   | 0    | 0   | 16   | 1.6   |
| FARRIS, Billy   | 3  | 11   | 0    | 0   | 0    | 0   | 11   | 3.7   |
| PAGNOTTA, Mike  | 8  | 0    | 0    | 0   | 0    | 3   | 3    | 0.4   |
| KAYLOR, Jimmie  | 11 | -2   | 0    | 0   | 0    | 0   | -2   | -0.2  |
| TEAM            | 5  | -8   | 0    | 0   | 0    | 0   | -8   | -1.6  |
| Total           | 11 | 1848 | 2301 | 95  | 1167 | 182 | 5593 | 508.5 |
| Opponents       | 11 | 2388 | 2266 | 277 | 784  | 113 | 5828 | 529.8 |

| FG SEQUENCE      | Colorado State    | OPPONENTS           |
|------------------|-------------------|---------------------|
| Colorado         | -                 | (38),(41),(22),(35) |
| CAL              | -                 | (47),(41)           |
| Houston          | (40),(31)         | (46)                |
| TCU              | (47),(27)         | (19)                |
| San Diego State  | (39),(20)         | (33)                |
| Air Force        | -                 | (52)                |
| UNLV             | 42,(25),45,(17)   | (44),56             |
| Utah             | (24)              | (45),(37),48        |
| BYU              | 30, (25)          | -                   |
| New Mexico       | 42,(37),(23),(32) | (34),(39),(46),(43) |
| Georgia Southern | -                 | (35),(35)           |

Numbers in parentheses indicate field goal was made.

| DEFENSIVE STATISTICS | GP | Tackles |     |       | ForLoss  | [-Sacks-]<br>No-Yards | [-Pass Def-] |    |     | [-Fumbles-] |    | Blkd |     |
|----------------------|----|---------|-----|-------|----------|-----------------------|--------------|----|-----|-------------|----|------|-----|
|                      |    | UT      | AT  | Total |          |                       | Int-Yds      | PD | QBH | Rcv-Yds     | FF | Kick | Saf |
| 51 HORINEK, Jeff     | 11 | 46      | 47  | 93    | 4.5-11   | 0.5-3                 |              | 3  | 1   |             |    |      |     |
| 13 PAGNOTTA, Mike    | 8  | 28      | 30  | 58    | 1.0-4    | 0.5-3                 | 1-3          |    |     |             |    |      |     |
| 29 RUCKS, Joey       | 11 | 47      | 11  | 58    | 7.0-17   |                       |              | 7  |     |             |    |      |     |
| 56 BREWER, Ricky     | 9  | 28      | 29  | 57    | 2.0-11   | 0.5-3                 |              | 1  |     |             | 2  |      |     |
| 41 POTTORFE, Jake    | 11 | 29      | 28  | 57    | 2.0-10   | 1.0-9                 |              | 1  |     | 1-0         | 1  |      |     |
| 59 NADING, Jesse     | 11 | 16      | 37  | 53    | 6.5-32   | 3.5-14                | 1-31         | 1  | 2   | 2-0         |    |      |     |
| 39 WILLIAMS, Darry   | 11 | 28      | 24  | 52    | 3.0-13   | 1.0-7                 | 2-48         | 6  |     | 1-0         | 3  |      |     |
| 10 BRYSON, Zac       | 11 | 23      | 23  | 46    | 3.5-23   | 2.0-21                | 2-100        | 1  |     |             |    |      |     |
| 91 HILL, Tommie      | 11 | 25      | 20  | 45    | 6.0-40   | 5.5-38                |              | 2  | 1   | 1-6         | 2  |      |     |
| 95 SANDIE, Erik      | 11 | 21      | 24  | 45    | 4.5-12   | 1.0-6                 |              |    |     | 2-0         | 2  |      |     |
| 15 GALUSHA, Jake     | 9  | 27      | 8   | 35    | 5.0-29   | 2.0-19                | 1-0          | 4  |     |             | 1  |      |     |
| 17 WALTERS, Jermai   | 11 | 22      | 10  | 32    |          |                       |              | 2  | 1   | 1-0         |    |      |     |
| 97 SMITH, Blake      | 11 | 13      | 16  | 29    | 6.5-32   | 3.0-20                |              | 2  | 1   | 1-0         |    |      |     |
| 30 JUEDES, Steve     | 11 | 16      | 9   | 25    |          |                       |              |    |     |             | 1  |      |     |
| 93 LANDERS, Wade     | 11 | 11      | 14  | 25    | 1.5-1    |                       |              |    | 1   | 1-0         |    |      |     |
| 45 RUPP, Matt        | 11 | 6       | 18  | 24    | 2.0-11   | 1.5-10                |              |    |     | 2-48        | 1  |      |     |
| 55 CORNELSON, Curt   | 11 | 9       | 12  | 21    |          |                       |              |    | 1   |             |    |      |     |
| 38 PAULY, Nathan     | 6  | 9       | 9   | 18    | 1.0-2    |                       |              |    |     |             |    |      |     |
| 9 CLARK, John        | 9  | 4       | 13  | 17    |          |                       |              |    |     | 1-0         |    |      |     |
| 44 VOMHOF, Bob       | 10 | 6       | 6   | 12    |          |                       |              | 1  |     |             |    |      |     |
| 20 KUBIAK, Klint     | 3  | 9       | 3   | 12    |          |                       |              |    |     |             |    |      |     |
| 37 SMITH, Jason      | 11 | 3       | 2   | 5     |          |                       |              |    |     |             |    |      |     |
| 31 MORTON, Dion      | 9  | 3       | 1   | 4     |          |                       |              |    |     |             |    |      |     |
| 3D PATTERSON, Sedr   | 10 | 3       | 1   | 4     |          |                       |              |    |     |             |    |      |     |
| 58 MADRID, Joey      | 10 | 1       | 2   | 3     |          |                       |              |    |     |             |    |      |     |
| 34 BELL, Kyle        | 11 | 3       |     | 3     |          |                       |              |    |     |             |    |      |     |
| 42 VANHORN, Kyle     | 1  | 1       | 2   | 3     | 0.5-1    |                       |              |    |     |             |    |      |     |
| 66 MILLER, Guy       | 10 |         | 2   | 2     |          |                       |              |    |     |             |    |      |     |
| 11 OPPENNEER, Nick   | 5  |         | 2   | 2     |          |                       |              | 1  |     |             |    |      |     |
| 3H SANCHEZ, Aaron    | 9  | 1       | 1   | 2     |          |                       |              |    |     |             |    |      |     |
| 24 MACON, Cory       | 3  | 2       |     | 2     |          |                       |              |    |     |             |    |      |     |
| 8 KAYLOR, Jimmie     | 11 | 2       |     | 2     |          |                       |              |    |     |             |    |      |     |
| 82 ROBERTS, Luke     | 11 | 2       |     | 2     |          |                       |              |    |     |             |    |      |     |
| 53 PEMBERTON, Cole   | 10 | 1       |     | 1     |          |                       |              |    |     |             |    |      |     |
| 84 GREER, Rashaun    | 6  | 1       |     | 1     |          |                       |              |    |     |             |    |      |     |
| 62 MOREHEAD, James   | 4  | 1       |     | 1     |          |                       |              |    |     |             |    |      |     |
| 2 WILKINSON, DeAn    | 4  |         | 1   | 1     |          |                       |              |    |     |             |    |      |     |
| 71 BRYAN, Steve      | 2  | 1       |     | 1     |          |                       |              |    |     |             |    |      |     |
| 46 WHITTIER, Ty      | 4  |         | 1   | 1     | 0.5-2    |                       |              |    |     |             |    |      |     |
| 88 KAWULOK, Chris    | 11 |         | 1   | 1     |          |                       |              |    |     |             |    |      |     |
| 60 MARTINEZ, Adria   | 11 |         | 1   | 1     |          |                       |              |    |     |             |    |      |     |
| 7 WALKER, Johnny     | 11 | 1       |     | 1     |          |                       |              |    |     |             |    |      |     |
| TM TEAM              | 5  | 1       |     | 1     |          |                       |              |    |     |             |    |      |     |
| 87 MORTON, Damon     | 11 | 1       |     | 1     |          |                       |              |    |     |             |    |      |     |
| Total                | 11 | 451     | 408 | 859   | 57-251   | 22-153                | 7-182        | 32 | 8   | 13-54       | 13 |      |     |
| Opponents            | 11 | 442     | 449 | 891   | 76.5-323 | 33-224                | 14-113       | 29 | 3   | 5-37        | 5  |      |     |

## Game-by-Game Team Statistics

| Game             | Score | First Downs | Rushing<br>No.-Yds-TD | Passing<br>Att-Cmp-Int-Yds-TD | Tot. Off.<br>No.-Yds. | Fumbles<br>No.-Lost | Penalty<br>No-Yds | Punts<br>No-Yds-Avg. | P. Ret.<br>No-Yds. | K. Ret.<br>No-Yds. | Int.<br>No-Yds. | TOP   | 3rd Down<br>No.-Conv. | 4th Down<br>No.-Conv. | Sacks By<br>No.-Yds. | Atten. |
|------------------|-------|-------------|-----------------------|-------------------------------|-----------------------|---------------------|-------------------|----------------------|--------------------|--------------------|-----------------|-------|-----------------------|-----------------------|----------------------|--------|
| Colorado State   | 28    | 25          | 56-157-1              | 27-20-1-229-3                 | 83-386                | 1-0                 | 6-49              | 4-166-41.5           | 0-0                | 5-274              | 1-3             | 37:01 | 11-19                 | 1-3                   | 1-6                  | 68,133 |
| at Colorado      | 31    | 18          | 28-129-1              | 32-18-1-201-2                 | 60-330                | 3-2                 | 4-30              | 2-73-36.5            | 3-62               | 6-336              | 1-0             | 22:59 | 6-14                  | 0-0                   | 3-24                 |        |
| Colorado State   | 28    | 22          | 42-157-3              | 21-30-2-301-1                 | 72-458                | 1-1                 | 4-28              | 5-185-37.0           | 3-7                | 5-110              | 0-0             | 32:41 | 6-13                  | 0-1                   | 1-7                  | 27,805 |
| Cal              | 34    | 14          | 31-245-4              | 19-29-0-146-0                 | 60-391                | 1-0                 | 6-49              | 6-255-42.5           | 2-24               | 2-45               | 2-30            | 27:19 | 6-14                  | 0-0                   | 5-25                 |        |
| Colorado State   | 27    | 13          | 38-227-0              | 26-16-1-227-3                 | 64-353                | 1-1                 | 7-61              | 7-305-43.6           | 4-45               | 6-170              | 1-1             | 29:55 | 5-16                  | 1-2                   | 3-24                 | 22,468 |
| at Houston       | 38    | 22          | 44-153-2              | 31-22-1-247-2                 | 75-400                | 6-1                 | 7-47              | 6-231-38.5           | 4-46               | 5-132              | 1-8             | 30:05 | 3-12                  | 1-2                   | 1-5                  |        |
| Colorado State   | 12    | 16          | 28-55-0               | 39-21-3-216-1                 | 67-271                | 0-0                 | 6-53              | 5-196-39.2           | 3-15               | 5-118              | 0-0             | 29:26 | 6-18                  | 0-1                   | 2-15                 | 32,807 |
| at TCU           | 24    | 23          | 48-201-2              | 32-16-0-197-1                 | 80-398                | 2-2                 | 7-70              | 5-222-44.4           | 3-29               | 4-62               | 3-27            | 30:34 | 8-18                  | 3-4                   | 4-16                 |        |
| Colorado State   | 20    | 16          | 39-139-1              | 27-14-1-188-1                 | 66-327                | 1-1                 | 3-15              | 5-232-46.4           | 2-0                | 2-39               | 0-0             | 28:41 | 5-15                  | 0-1                   | 7-56                 | 27,930 |
| San Diego State  | 24    | 19          | 44-148-3              | 27-14-0-230-0                 | 71-378                | 3-1                 | 3-21              | 9-373-41.4           | 2-9                | 2-16               | 1-0             | 31:19 | 5-16                  | 1-1                   | 2-14                 |        |
| Colorado State   | 21    | 24          | 43-235-1              | 19-16-4-42-1                  | 72-380                | 1-0                 | 5-45              | 0-0-0                | 0-0                | 4-105              | 0-0             | 25:41 | 9-14                  | 1-2                   | 1-7                  | 25,150 |
| Air Force        | 45    | 26          | 69-385-4              | 5-3-0-52-1                    | 74-437                | 3-1                 | 3-32              | 1-37-37              | 0-0                | 3-75               | 4-42            | 34:19 | 11-15                 | 1-1                   | 0-0                  |        |
| Colorado State   | 48    | 21          | 49-279-3              | 19-13-0-218-1                 | 68-497                | 1-1                 | 4-55              | 2-106-33             | 0-0                | 4-119              | 3-147           | 29:47 | 3-12                  | 1-3                   | 2-12                 | 19,266 |
| at UNLV          | 23    | 26          | 38-222-1              | 39-25-3-337-2                 | 77-559                | 2-2                 | 6-30              | 2-70-35              | 0-0                | 5-75               | 0-0             | 30:13 | 7-14                  | 0-0                   | 2-10                 |        |
| Colorado State   | 3     | 16          | 34-131-0              | 28-16-1-140-0                 | 62-271                | 0-0                 | 6-54              | 7-325-46.4           | 1-3                | 5-137              | 1-0             | 27:51 | 2-13                  | 0-2                   | 0-0                  | 16,718 |
| Utah             | 27    | 24          | 49-322-1              | 22-14-1-130-2                 | 71-452                | 1-1                 | 3-42              | 2-93-46.5            | 4-45               | 0-0                | 1-0             | 32:09 | 6-12                  | 0-0                   | 7-58                 |        |
| Colorado State   | 16    | 20          | 43-150-1              | 35-18-1-161-0                 | 78-311                | 0-0                 | 5-30              | 6-276-46             | 1-8                | 6-120              | 1-31            | 31:47 | 8-18                  | 1-2                   | 2-17                 | 64,441 |
| at BYU           | 35    | 21          | 38-106-2              | 31-22-1-355-3                 | 69-461                | 3-1                 | 4-30              | 4-140-35             | 2-32               | 3-64               | 1-6             | 28:13 | 4-11                  | 1-1                   | 3-18                 |        |
| Colorado State   | 23    | 21          | 53-178-0              | 19-13-0-221-2                 | 72-399                | 0-0                 | 6-55              | 4-172-43             | 1-13               | 6-115              | 0-0             | 33:19 | 6-16                  | 1-2                   | 3-9                  | 27,031 |
| at New Mexico    | 26    | 18          | 31-120-0              | 29-21-0-211-2                 | 60-331                | 1-1                 | 5-39              | 5-207-41.4           | 1-18               | 4-82               | 0-0             | 26:41 | 5-13                  | 1-1                   | 5-43                 |        |
| Colorado State   | 42    | 22          | 43-263-3              | 16-13-0-244-3                 | 59-307                | 2-1                 | 7-67              | 2-76-38.0            | 2-4                | 3-20               | 0-0             | 24:38 | 7-11                  | 1-1                   | 0-0                  | 14,332 |
| Georgia Southern | 34    | 28          | 60-349-4              | 22-14-0-160-0                 | 82-509                | 1-1                 | 7-72              | 2-77-38.5            | 1-12               | 3-88               | 0-0             | 35:22 | 6-15                  | 3-4                   | 0-0                  |        |
| Colorado State   |       |             |                       |                               |                       |                     |                   |                      |                    |                    |                 |       |                       |                       |                      |        |
| Wyoming          |       |             |                       |                               |                       |                     |                   |                      |                    |                    |                 |       |                       |                       |                      |        |

## Red Zone Statistics

| Game             | Chances   | Scores Inside 20 |           |           |          | No Score Inside 20 |          |          | Half/<br>Game | Pct. |
|------------------|-----------|------------------|-----------|-----------|----------|--------------------|----------|----------|---------------|------|
|                  |           | Total            | TDs       | FGs       | MissFGs  | TOs                | Downs    | Game     |               |      |
| Colorado         | 4         | 3                | 3         | 0         | 0        | 1                  | 0        | 0        | 75.0          |      |
| Cal              | 4         | 3                | 3         | 0         | 0        | 1                  | 0        | 0        | 75.0          |      |
| Houston          | 2         | 2                | 1         | 1         | 0        | 0                  | 0        | 0        | 100.0         |      |
| TCU              | 2         | 2                | 1         | 1         | 0        | 0                  | 0        | 0        | 100.0         |      |
| San Diego State  | 2         | 2                | 1         | 1         | 0        | 0                  | 0        | 0        | 100.0         |      |
| Air Force        | 4         | 2                | 2         | 0         | 0        | 1                  | 1        | 1        | 50.0          |      |
| UNLV             | 3         | 3                | 1         | 2         | 0        | 0                  | 0        | 0        | 100.0         |      |
| Utah             | 1         | 1                | 0         | 1         | 0        | 0                  | 0        | 0        | 100.0         |      |
| BYU              | 4         | 2                | 1         | 1         | 1        | 0                  | 1        | 0        | 50.0          |      |
| New Mexico       | 4         | 3                | 0         | 3         | 1        | 0                  | 0        | 0        | 75.0          |      |
| Georgia Southern | 3         | 3                | 3         | 0         | 0        | 0                  | 0        | 0        |               |      |
| Wyoming          |           |                  |           |           |          |                    |          |          |               |      |
| <b>Totals</b>    | <b>33</b> | <b>26</b>        | <b>16</b> | <b>10</b> | <b>2</b> | <b>2</b>           | <b>2</b> | <b>1</b> | <b>78.9</b>   |      |
| <b>Opponents</b> | <b>47</b> | <b>40</b>        | <b>30</b> | <b>10</b> | <b>0</b> | <b>4</b>           | <b>2</b> | <b>3</b> | <b>85.1</b>   |      |

## Points off Turnovers

| Game             | TOs Gained       |          | TDs        | Scores    |                  | TOs Lost     |     |
|------------------|------------------|----------|------------|-----------|------------------|--------------|-----|
|                  | (Fumble,INT)     |          |            | FG-FGA    | Pts.             | (Fumble,INT) | Pts |
| Colorado         | 3 (2, 1)         | 1        | 0          | 0-0       | 7                | 1 (0, 1)     | 0   |
| Cal              | 0                | 0        | 0          | 0-0       | 0                | 3(0,2)       | 14  |
| Houston          | 3 (1,1)          | 0        | 0          | 0-0       | 0                | 3 (1,1)      | 14  |
| TCU              | 2 (2,0)          | 0        | 0          | 0-0       | 0                | 3 (0,3)      | 0   |
| San Diego State  | 1 (1,0)          | 0        | 0          | 0-0       | 0                | 2 (1,1)      | 0   |
| Air Force        | 1 (1,0)          | 1        | 0          | 0-0       | 7                | 4 (0,4)      | 21  |
| UNLV             | 5 (2,3)          | 4        | 0          | 0-0       | 28               | 1 (1,0)      | 0   |
| Utah             | 2 (1,1)          | 0        | 0          | 0-0       | 0                | 1 (0,1)      | 0   |
| BYU              | 2 (1,1)          | 1        | 0          | 0-0       | 7                | 1 (0,1)      | 0   |
| New Mexico       | 1 (1,0)          | 0        | 0          | 1-1       | 3                | 0 (0,0)      | 0   |
| Georgia Southern | 1 (1,0)          | 1        | 0          | 0-0       | 7                | 1 (1,0)      | 0   |
| Wyoming          |                  |          |            |           |                  |              |     |
| <b>Totals</b>    | <b>21 (13,7)</b> | <b>8</b> | <b>1-1</b> | <b>59</b> | <b>18 (4,14)</b> | <b>49</b>    |     |
| <b>Opponents</b> | <b>18 (4,14)</b> | <b>7</b> | <b>0-0</b> | <b>49</b> | <b>21 (13,7)</b> | <b>59</b>    |     |

## Scoring Drives

| Game             | Scoring   |               | Time        |            | Plays      |           |          |  |
|------------------|-----------|---------------|-------------|------------|------------|-----------|----------|--|
|                  | Drives    | Total         | Avg.        | Total      | Avg.       | 5 or Less | 1 Play   |  |
| Colorado         | 4         | 17:09         | 4:27        | 41         | 10.25      | 1         | 0        |  |
| Cal              | 4         | 13:19         | 3:19        | 31         | 7.75       | 2         | 1        |  |
| Houston          | 5         | 11:40         | 2:20        | 26         | 8.0        | 2         | 0        |  |
| TCU              | 3         | 10:23         | 3:27        | 26         | 8.66       | 0         | 0        |  |
| San Diego State  | 4         | 9:48          | 2:27        | 25         | 6.25       | 1         | 0        |  |
| Air Force        | 2         | 9:11          | 4:35        | 23         | 11.5       | 0         | 0        |  |
| UNLV             | 6         | 13:32         | 2:15        | 36         | 6.0        | 3         | 2        |  |
| Utah             | 1         | 4:06          | 4:06        | 11         | 11         | 0         | 0        |  |
| BYU              | 2         | 6:55          | 3:27        | 25         | 12.5       | 0         | 0        |  |
| New Mexico       | 5         | 13:55         | 2:47        | 36         | 7.2        | 1         | 0        |  |
| Georgia Southern | 6         | 18:18         | 3:03        | 47         | 7.8        | 1         | 0        |  |
| Wyoming          |           |               |             |            |            |           |          |  |
| <b>Totals</b>    | <b>42</b> | <b>128:16</b> | <b>3:05</b> | <b>317</b> | <b>7.5</b> | <b>11</b> | <b>3</b> |  |
| <b>Opponents</b> | <b>57</b> | <b>169:13</b> | <b>3:46</b> | <b>439</b> | <b>7.7</b> | <b>13</b> | <b>2</b> |  |

## Long Plays (20+ Yards)

| Game             | Colorado State |           |           |           | Opponent  |           |           |           |
|------------------|----------------|-----------|-----------|-----------|-----------|-----------|-----------|-----------|
|                  | Rush           | Pass      | Return    | Total     | Rush      | Pass      | Return    | Total     |
| Colorado         | 0              | 4         | 3         | 7         | 1         | 3         | 5         | 9         |
| Cal              | 1              | 2         | 2         | 5         | 2         | 4         | 2         | 8         |
| Houston          | 0              | 4         | 4         | 8         | 1         | 3         | 3         | 7         |
| TCU              | 0              | 2         | 1         | 3         | 1         | 2         | 1         | 4         |
| San Diego State  | 0              | 2         | 1         | 3         | 1         | 4         | 0         | 5         |
| Air Force        | 4              | 1         | 3         | 8         | 4         | 1         | 2         | 7         |
| UNLV             | 8              | 2         | 3         | 13        | 3         | 4         | 1         | 8         |
| Utah             | 6              | 1         | 5         | 12        | 4         | 1         | 0         | 5         |
| BYU              | 3              | 1         | 1         | 5         | 0         | 4         | 2         | 6         |
| New Mexico       | 1              | 4         | 2         | 7         | 0         | 3         | 1         | 4         |
| Georgia Southern | 5              | 4         | 0         | 9         | 3         | 0         | 2         | 5         |
| Wyoming          |                |           |           |           |           |           |           |           |
| <b>Totals</b>    | <b>28</b>      | <b>27</b> | <b>25</b> | <b>80</b> | <b>20</b> | <b>29</b> | <b>19</b> | <b>68</b> |

## Starting Field Position

| Game             | CSU Avg. Start | Opp. Avg. Start | Advantage   |
|------------------|----------------|-----------------|-------------|
| Colorado         | CSU 31         | CU 41           | -9          |
| Cal              | CSU 25         | Cal 36          | -11         |
| Houston          | CSU 34         | UH 35           | -1          |
| TCU              | CSU 26         | TCU 37          | -11         |
| San Diego State  | CSU 33         | SDS 27          | +6          |
| Air Force        | CSU 26         | AFA 25          | +1          |
| UNLV             | CSU 44         | UNLV 23         | +33         |
| Utah             | CSU 28         | Utah 24         | +4          |
| BYU              | CSU 32         | BYU 29          | +3          |
| New Mexico       | CSU 35         | UNM 26          | +9          |
| Georgia Southern | CSU 24         | GSU 35          | -11         |
| Wyoming          |                |                 |             |
| <b>Totals</b>    | <b>CSU 31</b>  | <b>OPP 31</b>   | <b>EVEN</b> |

## Penalty Numbers

| Game             | CSU Pen.-Yds. | Opp. Pen.-Yds. |
|------------------|---------------|----------------|
| Colorado         | 6-49          | 4-30           |
| Cal              | 4-28          | 6-49           |
| Houston          | 7-50          | 7-47           |
| TCU              | 6-53          | 7-70           |
| San Diego State  | 3-15          | 3-21           |
| Air Force        | 4-45          | 3-32           |
| UNLV             | 4-55          | 6-30           |
| Utah             | 6-54          | 3-42           |
| BYU              | 5-30          | 4-30           |
| New Mexico       | 6-55          | 5-39           |
| Georgia Southern | 6-67          | 7-72           |
| Wyoming          |               |                |
| <b>Totals</b>    | <b>57-501</b> | <b>55-462</b>  |

## Coin Toss

Win Toss, Defer Choice: 1-5 W (UNLV) L (TCU, SDSU, AFA, Utah, New Mexico)

Lose Toss, Receive: 1-2 (Cal, BYU,GSU)

Win Toss, Receive:

Lose Toss, Kick: 0-2 (Colorado, Houston)

## Team Scoring Since 1993

| Colorado State | 2007 Points |         | Points |         |
|----------------|-------------|---------|--------|---------|
|                | Scored      | Allowed | Scored | Allowed |
| 3-9 Points     | 0-1         | -       | 1-12   | 16-1    |
| 10-19 Points   | 0-2         | -       | 6-25   | 45-6    |
| 20-29 Points   | 0-6         | 0-5     | 25-26  | 33-23   |
| 30-39 Points   | -           | 1-4     | 67-8   | 7-12    |
| 40-49 Points   | 2-0         | 0-1     | 36-2   | 2-15    |
| 50+ Points     | -           | -       | 6-0    | 0-6     |

|                              |    |                                       |
|------------------------------|----|---------------------------------------|
| Most Points Scored           | 63 | W 63-0 vs. Hawaii; Oct. 4, 1997       |
| Most Points Allowed          | 65 | L 65-9 at Nebraska; Sept.t. 28, 1996  |
| Most Points Scored/Victory   | 63 | W 63-0 vs. Hawaii; Oct. 4, 1997       |
| Most Points Scored/Defeat    | 40 | L 44-40 at Air Force; Nov. 11, 2000   |
| Fewest Points Scored/Victory | 8  | W 8-5 vs. Air Force; Sept.t. 11, 1993 |
| Fewest Points Scored/Defeat  | 0  | Three Times                           |

## Single-Game Career Highs

| <b>RUSHING</b>       | <b>Attempts</b>             | <b>Yards</b>                  | <b>TDs</b>                  | <b>Longest Rush</b>        |                     |
|----------------------|-----------------------------|-------------------------------|-----------------------------|----------------------------|---------------------|
| Kyle Bell            | 40 at Colorado, 2007        | 197 vs. Air Force, 2005       | 3 vs. Air Force, 2005       | 49 vs. Utah, 2005          |                     |
| Billy Farris         | 5 vs. TCU, 2006             | 26 at Utah, 2006              | 0                           | 17 at Utah, 2006           |                     |
| Caleb Hanie          | 13, three times             | 75 at Utah, 2006              | 1, seven times              | 48 at Utah, 2004           |                     |
| Gartrell Johnson III | 31, at UNM, 2007            | 172, at UNM, 2007             | 3 vs. Weber State, 2006     | 45 at UNLV, 2007           |                     |
| Michael Myers        | 18 at San Diego State, 2006 | 68 at San Diego State, 2006   | 1                           | 22, at UNLV, 200           |                     |
| Alex Square          | 2 vs. UNLV, 2006            | 4 vs. UNLV, 2006              | 0                           | 4 vs. UNLV, 2006           |                     |
| John Mosure          | 10 at TCU, 2007             | 34 at TCU, 2007               | 0                           | 10 vs. TCU, 2007           |                     |
| <b>PASSING</b>       | <b>Attempts</b>             | <b>Completions</b>            | <b>Yards</b>                | <b>TDs</b>                 | <b>Longest Pass</b> |
| Billy Farris         | 12 vs. TCU, 2006            | 8 vs. TCU, 2006               | 86 vs. TCU, 2006            | 1 at Utah, 2006            | 42 at Utah, 2006    |
| Caleb Hanie          | 45 at Wyoming, 2006         | 25 vs. New Mexico, 2006       | 301 vs. Cal, 2007           | 3, three times             | 83, Twice           |
| <b>RECEIVING</b>     | <b>Receptions</b>           | <b>Yards</b>                  | <b>TDs</b>                  | <b>Longest Reception</b>   |                     |
| Kyle Bell            | 3, at TCU, 2007             | 16 at TCU, 2007               | 0                           | 14 at Minnesota, 2005      |                     |
| George Hill          | 3, three times              | 76 vs. Cal, 2007              | 1 vs. Nevada, 2005          | 44 vs. Cal, 2007           |                     |
| Gartrell Johnson III | 3, vs. TCU, 2006            | 20 vs. TCU, 2006              | 0                           | 15 at UNLV, 2007           |                     |
| Damon Morton         | 8, vs. Air Force, 2007      | 124 at UNLV, 2007             | 2 vs. New Mexico, 2006      | 83, twice                  |                     |
| Dion Morton          | 4, twice                    | 51 vs. TCU, 2006              | 1 vs. Houston, 2007         | 40 vs. TCU, 2006           |                     |
| Michael Myers        | 1, at San Diego State, 2006 | 3 at San Diego State, 2006    | 0                           | 3 at San Diego State, 2006 |                     |
| Luke Roberts         | 6, at Houston, 2007         | 123 vs. Air Force, 2005       | 1, four times               | 53 at Houston, 2007        |                     |
| Kory Sperry          | 8, twice                    | 117 vs. Navy, 2005            | 3 at Colorado, 2007         | 53 at Fresno State, 2006   |                     |
| Johnny Walker        | 10, vs. Colorado, 2006      | 177 at UNM, 2007              | 2, at UNM, 2007             | 64, at UNM, 2007           |                     |
| Chris Kawulok        | 1, three times              | 15 vs. Cal, 2007              | 0                           | 15 vs. Cal, 2007           |                     |
| Zac Pauga            | 1, five times               | 12, twice                     | 0                           | 12, twice                  |                     |
| John Mosure          | 2, at Houston, 2007         | 26 at Houston, 2007           | 1 at Houston, 2007          | 21 at Houston, 2007        |                     |
| Eric Pietz           | 1, at TCU, 2007             | 5 at TCU, 2007                | 0                           | 5 at TCU, 2007             |                     |
| Mark Starr           | 2, at BYU, 2007             | 11 vs. Utah, 2007             | 0                           | 11 vs. Utah, 2007          |                     |
| <b>DEFENSE</b>       | <b>Tackles</b>              | <b>Sacks</b>                  | <b>Tackles For Loss</b>     | <b>Interceptions</b>       |                     |
| Ricky Brewer         | 9, at UNLV, 2007            | 0.5, vs San Diego State, 2007 | 1.5, at BYU, 2007           | 0                          |                     |
| Steve Bryan          | 1, at TCU, 2007             | 0                             | 0                           | 0                          |                     |
| Zac Bryson           | 9, vs San Diego State, 2007 | 1, twice                      | 1, three times              | 1, twice                   |                     |
| John Clark           | 6, at TCU, 2007             | 0                             | 0                           | 0                          |                     |
| Curtis Cornelison    | 5, at Colorado, 2007        | 0                             | 0                           | 0                          |                     |
| Jake Galusha         | 11, vs. BYU, 2006           | 1 three times                 | 2, vs San Diego State, 2007 | 1 at Fresno State, 2006    |                     |
| Matt Hendrick        | 3, vs. TCU, 2006            | 0                             | 0                           | 0                          |                     |
| Tommie Hill          | 6, twice                    | 2, at UNM, 2007               | 2.5, at UNM, 2007           | 0                          |                     |
| Jeff Horinek         | 13, at TCU, 2007            | 1, three times                | 2, three times              | 1 vs. UNLV, 2006           |                     |
| Steve Juedes         | 5, at UNM, 2007             | 0                             | 0                           | 0                          |                     |
| Klint Kubiak         | 19, at Air Force, 2006      | 0                             | 2 at Nevada, 2006           | 1 at Utah, 2006            |                     |
| Wade Landers         | 6, at BYU, 2007             | 1, twice                      | 1, five times               | 0                          |                     |
| Joey Madrid          | 2, twice                    | 1 vs. UNLV, 2006              | 1 vs. UNLV, 2006            | 0                          |                     |
| James Morehead       | 3, vs. BYU, 2006            | 0                             | 0                           | 0                          |                     |
| Cory Macon           | 1 at UNLV, 2007             | 0                             | 0                           | 0                          |                     |
| Jesse Nading         | 11, at Air Force, 2004      | 1, seven times                | 3 at New Mexico, 2005       | 1 vs. Utah, 2005           |                     |
| Mike Pagnotta        | 14, at Air Force, 2006      | 2 vs. Colorado, 2006          | 4 vs. Colorado, 2006        | 1 twice                    |                     |
| Sedric Patterson     | 2, at Colorado, 2007        | 0                             | 0                           | 0                          |                     |
| Nathan Pauly         | 8, vs. UNLV, 2004           | 1, four times                 | 2 vs. Wyoming, 2005         | 0                          |                     |
| Jake Pottorff        | 16, at Houston, 2007        | 0.5 twice                     | 2 at Utah, 2006             | 0                          |                     |
| Joey Rucks           | 11, at Houston, 2007        | 1 vs. Weber State, 2006       | 2, twice                    | 0                          |                     |
| Matt Rupp            | 10, at Houston, 2007        | 2 vs. Weber State, 2006       | 2, three times              | 0                          |                     |
| Erik Sandie          | 10, vs. Air Force, 2007     | 1, three times                | 2, twice                    | 0                          |                     |
| Blake Smith          | 7, vs San Diego State, 2007 | 2.5 vs San Diego State, 2007  | 3, twice                    | 1 vs. Wyoming, 2005        |                     |
| Bob Vomhof           | 7, three times              | 1 vs. New Mexico, 2006        | 3 at Wyoming, 2006          | 0                          |                     |
| Jermaine Walters     | 8, at TCU, 2007             | 0                             | 0                           | 0                          |                     |
| Darryl Williams      | 9, twice                    | 1 twice                       | 1, six times                | 2, twice                   |                     |
| <b>SPECIAL TEAMS</b> | <b>Long Field Goal</b>      | <b>Long Punt</b>              | <b>Long Punt Return</b>     | <b>Long Kick Return</b>    |                     |
| Zac Bryson           | -                           | -                             | -                           | 16 at Colorado, 2007       |                     |
| George Hill          | -                           | -                             | -                           | 48 at Minnesota, 2005      |                     |
| Jimmie Kaylor        | -                           | 60 vs San Diego State, 2007   | -                           | -                          |                     |
| Damon Morton         | -                           | -                             | 58 at Fresno State, 2006    | 48 vs. Weber State, 2006   |                     |
| Dion Morton          | -                           | -                             | -                           | 74 at Houston, 2007        |                     |
| Jason Smith          | 49 vs. New Mexico, 2006     | -                             | -                           | -                          |                     |
| Alex Square          | -                           | -                             | -                           | 19 at Utah, 2006           |                     |
| Johnny Walker        | -                           | -                             | 75 at UNLV, 2005            | -                          |                     |
| Chris Kuwalok        | -                           | -                             | -                           | 13 at UNM, 2007            |                     |

# Colorado State University

## Individual Game-by-Game Statistics

### PASSING

| #16 Caleb Hanie  | Att        | Comp       | Int       | Pct         | Yards       | TD        | Long      | Sack      | Sack Yds   |
|------------------|------------|------------|-----------|-------------|-------------|-----------|-----------|-----------|------------|
| Colorado         | 27         | 20         | 1         | .741        | 229         | 3         | 37        | 3         | 24         |
| Cal              | 30         | 21         | 2         | .700        | 301         | 1         | 66        | 5         | 25         |
| Houston          | 26         | 16         | 1         | .615        | 227         | 3         | 53        | 2         | 16         |
| TCU              | 38         | 21         | 3         | .553        | 216         | 1         | 54        | 4         | 16         |
| San Diego State  | 26         | 14         | 1         | .538        | 188         | 1         | 40        | 2         | 14         |
| Air Force        | 18         | 11         | 4         | .611        | 111         | 1         | 28        | 0         | 0          |
| UNLV             | 19         | 13         | 0         | .684        | 218         | 1         | 83        | 2         | 10         |
| Utah             | 18         | 12         | 1         | .666        | 94          | 0         | 27        | 5         | 37         |
| BYU              | 34         | 18         | 1         | .529        | 161         | 0         | 33        | 3         | 18         |
| New Mexico       | 19         | 13         | 0         | .684        | 221         | 2         | 64        | 5         | 43         |
| Georgia Southern | 16         | 13         | 0         | .813        | 244         | 3         | 57        | 0         | 0          |
| Wyoming          |            |            |           |             |             |           |           |           |            |
| <b>Totals</b>    | <b>271</b> | <b>172</b> | <b>14</b> | <b>.635</b> | <b>2210</b> | <b>16</b> | <b>83</b> | <b>31</b> | <b>202</b> |

| RUSHING..... No-Yds/TD              | CU       | CAL      | UH      | TCU     | SDSU    | AF       | UNLV     | UTAH    | BYU     | UNM      | GA. S.   | WYO |
|-------------------------------------|----------|----------|---------|---------|---------|----------|----------|---------|---------|----------|----------|-----|
| Gartrell Johnson III..... 139-854/5 | 3-11/0   | 6-21/0   | 1- -1/0 | -       | 10-43/0 | 25-143/1 | 25-162/2 | 17-95/0 | 19-72/0 | 31-172/0 | 19-136/2 |     |
| Kyle Bell..... 166-673/4            | 40-135/1 | 26-102/2 | 23-73/0 | 7-9/0   | 19-76/0 | 8-30/0   | 14-68/0  | 5-47/0  | 5-28/0  | 11-37/0  | 12-56/1  |     |
| Damon Morton..... 10-143/0          | 0-0/0    | 1-43/0   | 1-9/0   | 1-19/0  | 1-4/0   | -        | 2-14/0   | 2-25/0  | -       | -        | 2-29/0   |     |
| Caleb Hanie..... 87-117/2           | 11-11/0  | 9- -9/1  | 13-31/0 | 6-10/0  | 8-9/1   | 4-13/0   | 5-9/0    | 6-3/0   | 13-36/0 | 8--34    | 4-38/0   |     |
| Michael Myers..... 19-104/1         | -        | -        | -       | 3-3/0   | -       | 1-14/0   | 3-36/1   | -       | 6-37/1  | 3-3/0    | 3-11/0   |     |
| John Mosure..... 15-45/0            | 1-1/0    | -        | 1-3/0   | 10-34/0 | -       | 2-2/0    | 1-4/0    | -       | -       | -        | -        |     |
| Billy Farris..... 4-19/0            | -        | -        | -       | -       | -       | -        | -        | 4-19/0  | -       | -        | -        |     |

| RECEIVING..... No-Yds/TD          | CU      | CAL     | UH      | TCU    | SDSU   | AF     | UNLV    | UTAH    | BYU    | UNM     | GA. S.  | WYO |
|-----------------------------------|---------|---------|---------|--------|--------|--------|---------|---------|--------|---------|---------|-----|
| Damon Morton..... 36-720/5        | 1-12/0  | 5-114/1 | -       | 3-77/1 | 3-77/1 | 8-99/1 | 3-124/0 | 3-50/0  | 5-62/0 | 1-5/0   | 4-100/1 |     |
| Johnny Walker..... 31-469/2       | 5-74/0  | 5-53/0  | 1-18/0  | 3-28/0 | 2-28/0 | -      | 1-21/0  | 2-12/0  | 4-26/0 | 7-177/2 | 1-32/0  |     |
| Luke Roberts..... 28-386/2        | 3-22/0  | 1-13/0  | 6-113/1 | 4-42/0 | 1-9/0  | 4-34/0 | -       | 2-30/0  | 3-32/0 | 2-23/0  | 2-66/1  |     |
| Dion Morton..... 20-183/1         | -       | 2-7/0   | 4-49/1  | 2-25/0 | 4-41/0 | 2-15/0 | 3-20/0  | 2-15/0  | 1-11/0 | -       | -       |     |
| Kory Sperry..... 10-119/3         | 8-103/3 | 2-16/0  | -       | -      | -      | -      | -       | -       | -      | -       | -       |     |
| George Hill..... 12-127/0         | -       | 3-76/0  | 2-9/0   | 2-5/0  | 1-6/0  | 1-1/0  | 2-16/0  | -       | -      | 1-14/0  | -       |     |
| Gartrell Johnson III..... 11-72/1 | 1-2/0   | -       | -       | 1-10/0 | 1-10/0 | 1-7/0  | 1-15/0  | 3-12/0  | -      | 1-2/0   | 2-14/1  |     |
| Zac Pauga..... 8-63/0             | -       | 1-6/0   | 1-12/0  | -      | 1-12/0 | -      | 1-5/0   | 1-7/0   | 1-13/0 | 1-0/0   | 1-8/0   |     |
| John Mosure..... 5-46/1           | -       | -       | 2-26/1  | 1-5/0  | -      | -      | 1-9/0   | -       | -      | -       | 1-6/0   |     |
| Kyle Bell..... 10-43/0            | 2-16/0  | 1-1/0   | -       | 3-16/0 | 1-5/0  | -      | -       | 1- -3/0 | 2-8/0  | -       | -       |     |
| Chris Kawulok..... 4-33/0         | -       | 1-15/0  | -       | 1-3/0  | -      | -      | 1-8/0   | -       | -      | -       | 1-7/0   |     |
| Mark Starr..... 3-16/0            | -       | -       | -       | -      | -      | -      | -       | 1-11/0  | 2-5/0  | -       | -       |     |
| Eric Pietz..... 2-16/0            | -       | -       | -       | 1-5/0  | -      | -      | -       | -       | -      | -       | 1-11/0  |     |
| Michael Myers..... 1-6/0          | -       | -       | -       | -      | -      | -      | -       | 1-6/0   | -      | -       | -       |     |

| PUNT RET..... No-Yds/TD   | CU    | CAL   | UH     | TCU    | SDSU  | AF    | UNLV  | UTAH  | BYU   | UNM    | GA. S. | WYO |
|---------------------------|-------|-------|--------|--------|-------|-------|-------|-------|-------|--------|--------|-----|
| Johnny Walker..... 9-63/0 | 0-0/0 | 3-7/0 | 4-45/0 | 3-15/0 | 0-0/0 | 0-0/0 | 0-0/0 | 0-0/0 | 0-0/0 | 0-0/0  | 0-0/0  |     |
| Damon Morton..... 5-28/0  | 0-0/0 | 0-0/0 | 0-0/0  | 0-0/0  | 0-0/0 | 0-0/0 | 0-0/0 | 1-3/0 | 1-8/0 | 1-13/0 | 2-4/0  |     |

| KICK RET..... No-Yds/TD    | CU     | CAL     | UH      | TCU    | SDSU   | AF     | UNLV   | UTAH    | BYU    | UNM    | GA. S. | WYO |
|----------------------------|--------|---------|---------|--------|--------|--------|--------|---------|--------|--------|--------|-----|
| Dion Morton..... 15-416/0  | 0-0/0  | 5-110/0 | 5-153/0 | 3-87/0 | 2-39/0 | 1-29/0 | 1-37/0 | 0-0/0   | -      | -      | -      |     |
| Damon Morton..... 15-323/0 | -      | -       | -       | -      | -      | 3-76/0 | 3-82/0 | 5-137/0 | 5-98/0 | 2-47/0 | 2/20/0 |     |
| George Hill..... 11-219/0  | 4-94/0 | -       | 1-17/0  | 2-31/0 | -      | -      | -      | -       | 1-22/0 | 3-55/0 | -      |     |
| Zac Bryson..... 2-21/0     | 2-21/0 | -       | -       | -      | -      | -      | -      | -       | -      | -      | -      |     |
| Chris Kawulok..... 1-13/0  | -      | -       | -       | -      | -      | -      | -      | -       | -      | 1-13/0 | -      |     |

| INT RET..... No-Yds/TD      | CU    | CAL   | UH    | TCU | SDSU | AF | UNLV   | UTAH | BYU    | UNM | GA. S. | WYO |
|-----------------------------|-------|-------|-------|-----|------|----|--------|------|--------|-----|--------|-----|
| Zac Bryson..... 2-100/1     | -     | -     | 1-1/0 | -   | -    | -  | 1-99/1 | -    | -      | -   | -      |     |
| Jesse Nading..... 1-31/1    | -     | -     | -     | -   | -    | -  | -      | -    | 1-31/1 | -   | -      |     |
| Darryl Williams..... 2-48/0 | -     | -     | -     | -   | -    | -  | 2-48/0 | -    | -      | -   | -      |     |
| Mike Pagnotta..... 1-3/0    | 1-3/0 | 0-0/0 | -     | -   | -    | -  | -      | -    | -      | -   | -      |     |

| SACKS..... No-Yds        | CU    | CAL | UH     | TCU   | SDSU   | AF  | UNLV | UTAH | BYU  | UNM | GA. S. | WYO |
|--------------------------|-------|-----|--------|-------|--------|-----|------|------|------|-----|--------|-----|
| Tommie Hill..... 5-5-38  | 0-0   | 1-7 | -      | -     | 1-5-18 | -   | 1-6  | -    | -    | 2-7 | -      |     |
| Blake Smith..... 3-20    | -     | -   | -      | 0-5-1 | 2-5-19 | -   | -    | -    | -    | -   | -      |     |
| Jesse Nading..... 2-5-9  | 0-5-0 | -   | -      | 0-5-2 | 0-5-0  | 1-7 | -    | -    | -    | -   | -      |     |
| Matt Rupp..... 1-5-10    | -     | -   | 1-5-10 | -     | -      | -   | -    | -    | -    | -   | -      |     |
| Zac Bryson..... 1-9      | -     | -   | 1-9    | -     | -      | -   | -    | -    | -    | -   | -      |     |
| Jake Pottorff..... 1-9   | -     | -   | 0-5-5  | -     | 0-5-4  | -   | -    | -    | -    | -   | -      |     |
| Mike Pagnotta..... 1-6   | 1-0-6 | -   | -      | -     | -      | -   | -    | -    | -    | -   | -      |     |
| Erik Sandie..... 1-6     | -     | -   | -      | -     | -      | -   | 1-6  | -    | -    | -   | -      |     |
| Jeff Horinek..... 0-5-3  | -     | -   | -      | -     | 0-5-3  | -   | -    | -    | -    | -   | -      |     |
| Ricky Brewer..... 0-5-3  | -     | -   | -      | -     | 0-5-3  | -   | -    | -    | -    | -   | -      |     |
| Darryl Williams..... 1-7 | -     | -   | -      | -     | -      | -   | -    | -    | 1-7  | -   | -      |     |
| Jake Galusha..... 1-10   | -     | -   | -      | -     | -      | -   | -    | -    | 1-10 | -   | -      |     |
| Nathan Pauly..... 1-2    | -     | -   | -      | -     | -      | -   | -    | -    | -    | 1-2 | -      |     |

| TACKLES-LOSS..... No-Yds  | CU  | CAL | UH    | TCU | SDSU  | AF    | UNLV | UTAH | BYU   | UNM   | GA. S. | WYO |
|---------------------------|-----|-----|-------|-----|-------|-------|------|------|-------|-------|--------|-----|
| Blake Smith..... 6-31     | -   | -   | 1-7   | -   | 3-21  | -     | -    | 1-1  | 1-2   | -     | -      |     |
| Jake Galusha..... 5-29    | -   | -   | 1-1   | -   | 2-15  | -     | 1-3  | -    | 1-10  | -     | -      |     |
| Joey Rucks..... 7-17      | 1-2 | -   | 1-6   | -   | -     | -     | 2-4  | -    | -     | 2-3   | 1-2    |     |
| Tommie Hill..... 6-40     | 0-0 | 1-7 | -     | -   | 1-18  | -     | 1-6  | -    | 0-5-1 | 2-5-8 | -      |     |
| Jesse Nading..... 3-5-14  | -   | -   | 0-5-0 | -   | 0-5-2 | 2-8   | -    | -    | 0-5-5 | -     | -      |     |
| Erik Sandie..... 4-5-12   | -   | -   | -     | -   | 2-5   | -     | 1-6  | -    | -     | 0-5-0 | 1-1    |     |
| Jake Pottorff..... 2-5-11 | -   | -   | 0-5-5 | -   | 0-5-4 | -     | 1-1  | -    | 0-5-1 | -     | -      |     |
| Jeff Horinek..... 4-5-11  | -   | -   | -     | 1-2 | 1-5   | 0-5-1 | -    | -    | -     | 1-2   | 1-1    |     |
| Matt Rupp..... 2-11       | -   | -   | 2-11  | -   | -     | -     | -    | -    | -     | -     | -      |     |
| Zac Bryson..... 2-5-11    | -   | -   | 1-9   | -   | -     | -     | -    | -    | 0-5-1 | -     | 1-1    |     |
| Mike Pagnotta..... 1-5-7  | 1-6 | -   | -     | -   | -     | -     | -    | -    | 0-5-1 | -     | -      |     |
| Ricky Brewer..... 2-11    | -   | -   | -     | -   | 0-5-3 | -     | -    | -    | 1-5-8 | -     | -      |     |
| Darryl Williams..... 3-13 | -   | -   | -     | 1-3 | -     | -     | -    | -    | 1-7   | -     | 1-3    |     |
| Nathan Pauly..... 2-4     | -   | -   | -     | -   | -     | -     | -    | -    | 1-2   | 1-2   | -      |     |
| Ty Whittier..... 0-5-2    | -   | -   | -     | -   | 0-5-2 | -     | -    | -    | -     | -     | -      |     |
| Bob Vomhof..... 0-5-0     | -   | -   | -     | -   | -     | 0-5-0 | -    | -    | -     | -     | -      |     |
| Wade Landers..... 1-1     | -   | -   | -     | -   | -     | -     | -    | -    | -     | 1-1   | -      |     |

# Colorado State University

|                               |                |                |                |                |                |                |                |                |                |                |                |                |                |
|-------------------------------|----------------|----------------|----------------|----------------|----------------|----------------|----------------|----------------|----------------|----------------|----------------|----------------|----------------|
| <b>FUMBLES.....No-Lost</b>    | <b>CU</b>      | <b>CAL</b>     | <b>UH</b>      | <b>TCU</b>     | <b>SDSU</b>    | <b>AF</b>      | <b>UNLV</b>    | <b>UTAH</b>    | <b>BYU</b>     | <b>UNM</b>     | <b>GA. S.</b>  | <b>WYO</b>     |                |
| Kyle Bell.....2-1             | 1-0            | -              | 1-1            | -              | -              | -              | -              | -              | -              | -              | -              | -              |                |
| Caleb Hanie.....3-2           | -              | 1-1            | -              | -              | -              | -              | -              | -              | -              | -              | 2-1            | -              |                |
| Damon Morton.....1-1          | -              | -              | -              | -              | -              | -              | 1-1            | -              | -              | -              | -              | -              |                |
| <b>FUM. REC.....No-Yds</b>    | <b>CU</b>      | <b>CAL</b>     | <b>UH</b>      | <b>TCU</b>     | <b>SDSU</b>    | <b>AF</b>      | <b>UNLV</b>    | <b>UTAH</b>    | <b>BYU</b>     | <b>UNM</b>     | <b>GA. S.</b>  | <b>WYO</b>     |                |
| Matt Rupp.....2-45            | -              | -              | -              | -              | -              | 1-45           | -              | -              | 1-0            | -              | -              | -              |                |
| Jesse Nading.....2-0          | -              | -              | -              | 1-0            | -              | -              | 1-0            | -              | -              | -              | -              | -              |                |
| Tommie Hill.....1-6           | -              | -              | 1-6            | -              | -              | -              | -              | -              | -              | -              | -              | -              |                |
| Darryl Williams.....1-0       | 1-0            | -              | -              | -              | 1-0            | -              | -              | -              | -              | -              | -              | -              |                |
| Jermaine Walters.....1-0      | 1-0            | -              | -              | -              | -              | -              | -              | -              | -              | -              | -              | -              |                |
| Curtis Cornelson.....1-0      | -              | 1-0            | -              | -              | -              | -              | -              | -              | -              | -              | -              | -              |                |
| John Clark.....1-0            | -              | -              | -              | 1-0            | -              | -              | -              | -              | -              | -              | -              | -              |                |
| Erik Sandie.....2-0           | -              | -              | -              | -              | -              | -              | -              | -              | -              | -              | 1-0            | -              |                |
| Wade Landers.....1-0          | -              | -              | -              | -              | -              | -              | -              | 1-0            | -              | -              | -              | -              |                |
| Blake Smith.....1-0           | -              | -              | -              | -              | -              | -              | -              | -              | -              | 1-0            | -              | -              |                |
| <b>DEFENSE</b>                | <b>CU</b>      | <b>CAL</b>     | <b>UH</b>      | <b>TCU</b>     | <b>SDSU</b>    | <b>AF</b>      | <b>UNLV</b>    | <b>UTAH</b>    | <b>BYU</b>     | <b>UNM</b>     | <b>GA. S.</b>  | <b>WYO</b>     | <b>TOTAL</b>   |
| <b>TACKLES.....UT-AT-T</b>    | <b>UT-AT-T</b> | <b>UT-AT-T</b> | <b>UT-AT-T</b> | <b>UT-AT-T</b> | <b>UT-AT-T</b> | <b>UT-AT-T</b> | <b>UT-AT-T</b> | <b>UT-AT-T</b> | <b>UT-AT-T</b> | <b>UT-AT-T</b> | <b>UT-AT-T</b> | <b>UT-AT-T</b> | <b>UT-AT-T</b> |
| Klint Kubiak.....6-2-8        | 3-1-4          | ---            | ---            | ---            | ---            | ---            | ---            | ---            | ---            | ---            | ---            | ---            | ---            |
| Mike Pagnotta.....4-4-8       | 4-4-8          | 2-5-7          | 9-2-11         | ---            | ---            | ---            | 7-4-11         | 2-6-8          | 3-2-5          | ---            | ---            | ---            | ---            |
| Jeff Horinek.....4-3-7        | 2-4-6          | 3-8-11         | 8-5-13         | 1-4-5          | 5-5-10         | 3-3-6          | 10-3-13        | 0-3-3          | 3-3-6          | 11-3-14        | ---            | ---            | ---            |
| Jake Pottorff.....5-1-6       | 3-2-5          | 5-11-16        | 1-0-1          | 5-4-9          | 6-2-8          | 4-3-7          | 2-1-3          | 1-0-1          | 0-1-1          | ---            | ---            | ---            | ---            |
| Darryl Williams.....5-0-5     | 4-2-6          | 0-5-5          | 2-0-2          | 4-0-4          | 1-2-3          | 4-1-5          | 3-2-5          | 2-4-6          | 3-3-6          | 2-2-4          | ---            | ---            | ---            |
| Curtis Cornelson.....4-1-5    | 2-2-4          | 2-1-3          | ---            | ---            | ---            | ---            | 1-2-3          | 1-1-2          | 0-3-3          | ---            | ---            | ---            | ---            |
| Jesse Nading.....2-3-5        | 1-1-2          | 0-3-3          | 1-2-3          | 3-3-6          | 1-6-7          | 1-3-4          | 2-6-8          | 1-3-4          | 1-3-4          | 2-3-5          | ---            | ---            | ---            |
| Jake Galusha.....4-0-4        | 1-2-3          | 7-1-8          | 0-1-1          | 5-1-6          | 4-1-5          | 5-2-7          | 0-0-0          | 1-0-1          | ---            | ---            | ---            | ---            | ---            |
| Joey Rucks.....4-0-4          | 3-2-5          | 7-4-11         | 5-0-5          | 2-1-3          | 2-0-2          | 6-0-6          | 6-0-6          | 4-2-6          | 4-0-4          | 6-0-6          | ---            | ---            | ---            |
| Tommie Hill.....3-1-4         | 3-2-5          | 2-2-4          | 2-0-2          | 3-2-5          | 3-2-5          | 3-0-3          | 2-1-3          | 0-5-5          | 4-2-6          | 1-2-3          | ---            | ---            | ---            |
| Wade Landers.....2-1-3        | 2-0-2          | 0-1-1          | 1-0-1          | 0-1-1          | 3-1-4          | ---            | 1-2-3          | 2-4-6          | 1-1-2          | 1-1-2          | ---            | ---            | ---            |
| Sedric Patterson.....1-1-2    | ---            | ---            | ---            | ---            | ---            | ---            | 1-0-1          | ---            | ---            | ---            | ---            | ---            | ---            |
| Ricky Brewer.....---          | ---            | ---            | 4-4-8          | 2-2-4          | 3-4-7          | 4-5-9          | 4-1-5          | 2-5-7          | 4-1-5          | 5-7-12         | ---            | ---            | ---            |
| Erik Sandie.....1-1-2         | 1-1-2          | 0-2-2          | 4-2-6          | 3-0-3          | 2-8-10         | 3-0-3          | 0-1-1          | 1-3-4          | 2-2-4          | 4-4-8          | ---            | ---            | ---            |
| Dion Morton.....1-0-1         | ---            | 2-0-2          | ---            | ---            | 0-1-1          | ---            | ---            | ---            | ---            | ---            | ---            | ---            | ---            |
| Bob Vomhof.....1-0-1          | 1-0-1          | 0-3-3          | ---            | 0-2-2          | 3-1-4          | ---            | ---            | ---            | ---            | 1-0-1          | ---            | ---            | ---            |
| Jason Smith.....1-0-1         | ---            | ---            | ---            | ---            | 0-1-1          | ---            | ---            | ---            | 2-0-2          | ---            | ---            | ---            | ---            |
| Steve Juedes.....1-0-1        | ---            | 0-1-1          | 1-1-2          | ---            | 3-0-3          | 1-2-3          | 2-0-2          | ---            | 3-2-5          | 5-3-8          | ---            | ---            | ---            |
| Jermaine Walters.....0-1-1    | ---            | 1-0-1          | 7-1-8          | 4-2-6          | 2-4-6          | 3-0-3          | ---            | ---            | 3-1-4          | 2-0-2          | ---            | ---            | ---            |
| Blake Smith.....0-1-1         | 2-0-2          | 1-0-1          | 1-2-3          | 4-3-7          | ---            | 0-1-1          | 1-0-1          | 1-3-4          | 1-1-2          | 2-5-7          | ---            | ---            | ---            |
| Matt Rupp.....0-1-1           | ---            | 1-9-10         | 1-0-1          | ---            | 2-2-4          | 1-1-2          | 0-0-0          | 0-3-3          | 0-1-1          | 1-1-2          | ---            | ---            | ---            |
| Zac Bryson.....---            | ---            | 2-5-7          | 3-1-4          | 6-3-9          | 3-3-6          | 2-1-3          | 2-4-6          | 2-5-7          | ---            | 2-0-2          | ---            | ---            | ---            |
| James Morehead.....---        | ---            | ---            | ---            | ---            | ---            | 1-0-1          | ---            | ---            | ---            | ---            | ---            | ---            | ---            |
| Cory Macon.....---            | ---            | ---            | ---            | ---            | ---            | 1-0-1          | 1-0-1          | ---            | ---            | ---            | ---            | ---            | ---            |
| DeAngelo Wilkinson.....---    | ---            | ---            | ---            | ---            | ---            | ---            | 0-1-1          | ---            | ---            | ---            | ---            | ---            | ---            |
| John Clark.....---            | ---            | ---            | ---            | ---            | ---            | ---            | 0-2-2          | 1-3-4          | ---            | ---            | ---            | ---            | ---            |
| Nathan Pauly.....---          | ---            | ---            | ---            | ---            | ---            | ---            | ---            | ---            | ---            | 5-2-7          | ---            | ---            | ---            |
| <b>SPECIAL TEAMS</b>          | <b>CU</b>      | <b>CAL</b>     | <b>UH</b>      | <b>TCU</b>     | <b>SDSU</b>    | <b>AF</b>      | <b>UNLV</b>    | <b>UTAH</b>    | <b>BYU</b>     | <b>UNM</b>     | <b>GA. S.</b>  | <b>WYO</b>     | <b>TOTAL</b>   |
| <b>TACKLES.....UT-AT-T</b>    | <b>UT-AT-T</b> | <b>UT-AT-T</b> | <b>UT-AT-T</b> | <b>UT-AT-T</b> | <b>UT-AT-T</b> | <b>UT-AT-T</b> | <b>UT-AT-T</b> | <b>UT-AT-T</b> | <b>UT-AT-T</b> | <b>UT-AT-T</b> | <b>UT-AT-T</b> | <b>UT-AT-T</b> | <b>UT-AT-T</b> |
| Sedric Patterson.....---      | ---            | ---            | ---            | ---            | ---            | ---            | 2-0-2          | ---            | 1-0-1          | ---            | 1-0-1          | ---            | ---            |
| Jake Galusha.....0-0-0        | 1-1-2          | ---            | ---            | 2-0-2          | 1-1-2          | ---            | ---            | ---            | ---            | ---            | ---            | ---            | ---            |
| Dion Morton.....1-0-1         | 2-2            | ---            | ---            | ---            | 0-1-1          | ---            | ---            | ---            | ---            | ---            | ---            | ---            | ---            |
| Jason Smith.....1-0-1         | ---            | ---            | ---            | ---            | 0-1-1          | ---            | ---            | ---            | 0-1-1          | 2-0-2          | ---            | ---            | ---            |
| Tommie Hill.....1-0-1         | ---            | ---            | ---            | ---            | ---            | ---            | ---            | ---            | 0-1-1          | ---            | ---            | ---            | ---            |
| Joey Rucks.....0-1-1          | ---            | ---            | 1-1-2          | ---            | ---            | ---            | ---            | ---            | ---            | ---            | ---            | ---            | ---            |
| Jermaine Walters.....0-1-1    | 0-2-2          | ---            | ---            | ---            | ---            | 2-0-2          | ---            | 0-1-1          | ---            | ---            | ---            | ---            | ---            |
| Jimmie Kaylor.....1-0-1       | 1-1            | ---            | ---            | ---            | ---            | ---            | ---            | ---            | ---            | ---            | ---            | ---            | ---            |
| Zac Bryson.....0-0-0          | 0-1-1          | ---            | ---            | 1-0-1          | 0-1-1          | ---            | ---            | ---            | ---            | ---            | ---            | ---            | ---            |
| Jake Pottorff.....0-0-0       | 1-0-1          | ---            | ---            | ---            | ---            | ---            | ---            | ---            | ---            | ---            | ---            | ---            | ---            |
| Gartrell Johnson.....0-2-2    | ---            | ---            | ---            | ---            | ---            | ---            | ---            | ---            | ---            | ---            | ---            | ---            | ---            |
| Steve Juedes.....0-1-1        | 0-1-1          | ---            | 1-1-2          | ---            | ---            | ---            | 1-0-1          | ---            | 0-1-1          | ---            | ---            | ---            | ---            |
| Steve Bryan.....---           | ---            | ---            | 1-0-1          | ---            | ---            | ---            | ---            | ---            | ---            | ---            | ---            | ---            | ---            |
| Jeff Horinek.....---          | ---            | ---            | 1-1-2          | ---            | ---            | ---            | 1-0-1          | ---            | ---            | ---            | ---            | ---            | ---            |
| Nathan Pauly.....---          | ---            | ---            | ---            | ---            | ---            | ---            | 1-0-1          | ---            | 0-1-1          | 1-0-1          | 0-1-1          | ---            | ---            |
| Wade Landers.....---          | ---            | ---            | ---            | ---            | ---            | ---            | ---            | 1-0-1          | ---            | ---            | ---            | ---            | ---            |
| Jesse Nading.....---          | ---            | ---            | ---            | ---            | ---            | ---            | 1-0-1          | ---            | ---            | ---            | ---            | ---            | ---            |
| Joey Madrid.....---           | ---            | ---            | ---            | ---            | ---            | ---            | ---            | 0-2-2          | 1-0-1          | ---            | ---            | ---            | ---            |
| Nick Oppenheer.....---        | ---            | ---            | ---            | ---            | ---            | ---            | ---            | ---            | 0-1-1          | 0-1-1          | 0-1-1          | ---            | ---            |
| Ricky Brewer.....---          | ---            | ---            | ---            | ---            | ---            | ---            | ---            | ---            | ---            | 0-2-2          | ---            | ---            | ---            |
| <b>PUNTING.....TOTALS</b>     | <b>CU</b>      | <b>CAL</b>     | <b>UH</b>      | <b>TCU</b>     | <b>SDSU</b>    | <b>AF</b>      | <b>UNLV</b>    | <b>UTAH</b>    | <b>BYU</b>     | <b>UNM</b>     | <b>GA. S.</b>  | <b>WYO</b>     |                |
| Jimmie Kaylor.....47          | 4              | 5              | 7              | 5              | 5              | 0              | 2              | 7              | 6              | 4              | 2              | 2              |                |
| Yards.....2,039               | 166            | 185            | 305            | 196            | 232            | 0              | 106            | 325            | 276            | 172            | 76             | 76             |                |
| Average.....43.38             | 41.5           | 37             | 43.6           | 39.2           | 46.4           | 0              | 53             | 46.4           | 46             | 43             | 38             | 38             |                |
| Inside 20.....18              | 1              | 1              | 3              | 2              | 1              | 0              | 0              | 5              | 2              | 2              | 1              | 1              |                |
| Inside 10.....4               | 0              | 1              | 0              | 1              | 0              | 0              | 0              | 0              | 1              | 1              | 0              | 0              |                |
| Touchbacks.....6              | 0              | 0              | 0              | 0              | 1              | 0              | 2              | 1              | 1              | 1              | 0              | 0              |                |
| Longest Punt.....60           | 53             | 50             | 57             | 48             | 60             | 0              | 61             | 54             | 58             | 53             | 46             | 46             |                |
| <b>FIELD GOALS.....TOTALS</b> | <b>CU</b>      | <b>CAL</b>     | <b>UH</b>      | <b>TCU</b>     | <b>SDSU</b>    | <b>AF</b>      | <b>UNLV</b>    | <b>UTAH</b>    | <b>BYU</b>     | <b>UNM</b>     | <b>GA. S.</b>  | <b>WYO</b>     |                |
| Jason Smith.....13            | 0              | 0              | 2              | 2              | 2              | 0              | 2              | 1              | 1              | 3              | 0              | 0              |                |
| Made.....0                    | 0              | 0              | 2              | 2              | 2              | 0              | 2              | 1              | 1              | 3              | 0              | 0              |                |
| Missed.....0                  | 0              | 0              | 0              | 0              | 0              | 0              | 2              | 0              | 1              | 1              | 0              | 0              |                |
| Longest.....0                 | 0              | 0              | 40             | 47             | 39             | 0              | 25             | 24             | 25             | 37             | 0              | 0              |                |
| Blocked.....0                 | 0              | 0              | 0              | 0              | 0              | 0              | 0              | 0              | 0              | 0              | 0              | 0              |                |
| <b>KICKOFFS.....TOTALS</b>    | <b>CU</b>      | <b>CAL</b>     | <b>UH</b>      | <b>TCU</b>     | <b>SDSU</b>    | <b>AF</b>      | <b>UNLV</b>    | <b>UTAH</b>    | <b>BYU</b>     | <b>UNM</b>     | <b>GA. S.</b>  | <b>WYO</b>     |                |
| <b>Jason Smith</b>            |                |                |                |                |                |                |                |                |                |                |                |                |                |
| Kickoffs.....56               | 5              | 4              | 6              | 4              | 6              | 4              | 8              | 2              | 4              | 6              | 7              | 7              |                |
| Touchbacks.....17             | 0              | 1              | 0              | 0              | 4              | 1              | 3              | 2              | 0              | 2              | 4              | 4              |                |
| Returned.....36               | 4              | 2              | 5              | 4              | 2              | 3              | 5              | 0              | 4              | 4              | 3              | 3              |                |
| Onside Attempt.....2          | 0              | 2              | 0              | 0              | 0              | 0              | 0              | 0              | 0              | 0              | 0              | 0              |                |
| Penalty.....3                 | 0              | 1              | 1              | 0              | 0              | 0              | 0              | 0              | 1              | 0              | 0              | 0              |                |

# Colorado State University

## Score by Periods

|                  | Colorado State |           |           |           |          |            | Opponent  |           |           |           |          |            | RECORD     | MWC        |
|------------------|----------------|-----------|-----------|-----------|----------|------------|-----------|-----------|-----------|-----------|----------|------------|------------|------------|
|                  | 1ST            | 2ND       | 3RD       | 4TH       | OT       | FINAL      | 1ST       | 2ND       | 3RD       | 4TH       | OT       | FINAL      |            |            |
| Colorado         | 7              | 7         | 14        | 0         | 0        | 28         | 14        | 3         | 8         | 3         | 3        | 31         | 0-1        |            |
| Cal              | 7              | 7         | 0         | 14        | -        | 28         | 7         | 10        | 3         | 14        | -        | 34         | 0-2        |            |
| Houston          | 14             | 3         | 7         | 3         | -        | 27         | 3         | 0         | 21        | 14        | -        | 38         | 0-3        |            |
| TCU              | 3              | 0         | 3         | 6         | -        | 12         | 7         | 10        | 7         | 0         | -        | 24         | 0-4        | 0-1        |
| San Diego State  | 0              | 0         | 13        | 7         | -        | 20         | 7         | 0         | 3         | 14        | -        | 24         | 0-5        | 0-2        |
| Air Force        | 7              | 0         | 7         | 7         | -        | 21         | 14        | 14        | 10        | 7         | -        | 45         | 0-6        | 0-3        |
| UNLV             | 7              | 17        | 3         | 21        | -        | 48         | 3         | 0         | 7         | 13        | -        | 23         | 1-6        | 1-3        |
| Utah             | 3              | 0         | 0         | 0         | -        | 3          | 14        | 6         | 0         | 7         | -        | 27         | 1-7        | 1-4        |
| BYU              | 0              | 3         | 0         | 13        | -        | 16         | 7         | 14        | 7         | 7         | -        | 35         | 1-8        | 1-5        |
| New Mexico       | 7              | 10        | 0         | 6         | -        | 23         | 17        | 3         | 3         | 3         | -        | 26         | 1-9        | 1-6        |
| Georgia Southern | 7              | 21        | 7         | 7         | -        | 42         | 0         | 3         | 14        | 17        | -        | 34         | 2-9        | 2-6        |
| Wyoming          |                |           |           |           |          |            |           |           |           |           |          |            |            |            |
| <b>Totals</b>    | <b>62</b>      | <b>68</b> | <b>54</b> | <b>84</b> | <b>0</b> | <b>268</b> | <b>93</b> | <b>63</b> | <b>83</b> | <b>99</b> | <b>3</b> | <b>337</b> | <b>2-9</b> | <b>2-6</b> |

## Game-by-Game Starters

| OFFENSE          | TE      | WT        | WG       | OC      | SG       | ST       | WR         | WR      | QB    | RB         | TE/WR/FB   | K        |
|------------------|---------|-----------|----------|---------|----------|----------|------------|---------|-------|------------|------------|----------|
| Colorado         | Sperry  | Pemberton | S. Smith | Walter  | Allotta  | Martinez | Walker     | Roberts | Hanie | Bell       | Da.Morton  | J.Smith  |
| Cal              | Sperry  | Pemberton | S. Smith | Allotta | Benedict | Martinez | Walker     | Roberts | Hanie | Bell       | Peitz      | J.Smith  |
| Houston          | Kawulok | Pemberton | S. Smith | Allotta | Benedict | Martinez | Walker     | Roberts | Hanie | Bell       | Da.Morton  | J.Smith  |
| TCU              | Kawulok | Pemberton | S. Smith | Walter  | Allotta  | Martinez | Da. Morton | Roberts | Hanie | Bell       | G. Johnson | J. Smith |
| San Diego State  | Kawulok | Pemberton | S. Smith | Walter  | Allotta  | Martinez | Da. Morton | Roberts | Hanie | Bell       | G. Johnson | J. Smith |
| Air Force        | Starr   | Pemberton | S. Smith | Allotta | Benedict | Martinez | Da. Morton | Roberts | Hanie | G. Johnson | Pauga      | J. Smith |
| UNLV             | Starr   | Pemberton | S. Smith | Walter  | Allotta  | Martinez | Da. Morton | Roberts | Hanie | G. Johnson | Pauga      | J. Smith |
| Utah             | Starr   | Pemberton | S. Smith | Walter  | Allotta  | Martinez | Da. Morton | Roberts | Hanie | G. Johnson | Walker     | J. Smith |
| BYU              | Starr   | Pemberton | S. Smith | Walter  | Allotta  | Martinez | Da. Morton | Roberts | Hanie | G. Johnson | Pauga      | J. Smith |
| New Mexico       | Starr   | Pemberton | S. Smith | Walter  | Allotta  | Martinez | Da. Morton | Roberts | Hanie | G. Johnson | Pauga      | J. Smith |
| Georgia Southern | Kawulok | Stratton  | S. Smith | Walter  | Allotta  | Martinez | Da. Morton | Roberts | Hanie | G. Johnson | Pauga      | J. Smith |
| Wyoming          |         |           |          |         |          |          |            |         |       |            |            |          |

| DEFENSE          | LE      | DT       | NG     | RE     | WLB      | MLB     | SLB/NB    | CB          | CB    | FS           | SS       | P      |
|------------------|---------|----------|--------|--------|----------|---------|-----------|-------------|-------|--------------|----------|--------|
| Colorado         | T.Hill  | B.Smith  | Sandie | Nading | Pottorff | Horinek | Cornelson | D.Williams  | Rucks | Klint Kubiak | Pagnotta | Kaylor |
| Cal              | T.Hill  | B.Smith  | Sandie | Nading | Pottorff | Horinek | Galusha   | D.Williams  | Rucks | Klint Kubiak | Pagnotta | Kaylor |
| Houston          | T.Hill  | B.Smith  | Sandie | Nading | Pottorff | Horinek | Cornelson | D.Williams  | Rucks | Galusha      | Pagnotta | Kaylor |
| TCU              | T. Hill | B.Smith  | Sandie | Nading | Pottorff | Horinek | Bryson    | D. Williams | Rucks | Walters      | Pagnotta | Kaylor |
| San Diego State  | T. Hill | B. Smith | Sandie | Nading | Pottorff | Horinek | Brewer    | D. Williams | Rucks | Walters      | Bryson   | Kaylor |
| Air Force        | T. Hill | B. Smith | Sandie | Nading | Pottorff | Horinek | Brewer    | D. Williams | Rucks | Walters      | Bryson   | Kaylor |
| UNLV             | T. Hill | Rupp     | Sandie | Nading | Pottorff | Horinek | Brewer    | D. Williams | Rucks | Juedes       | Galusha  | Kaylor |
| Utah             | T. Hill | B. Smith | Sandie | Nading | Pottorff | Horinek | Brewer    | D. Williams | Rucks | Bryson       | Pagnotta | Kaylor |
| BYU              | Landers | B. Smith | Sandie | Nading | Pottorff | Horinek | Brewer    | D. Williams | Rucks | Bryson       | Pagnotta | Kaylor |
| New Mexico       | T. Hill | Rupp     | Sandie | Nading | Pottorff | Horinek | Brewer    | D. Williams | Rucks | Juedes       | Galusha  | Kaylor |
| Georgia Southern | T. Hill | B. Smith | Sandie | Nading | Pauly    | Horinek | Brewer    | D. Williams | Rucks | Bryson       | Juedes   | Kaylor |
| Wyoming          |         |          |        |        |          |         |           |             |       |              |          |        |

Wyoming

## Game Captains

### GAME CAPTAINS

|                  |                                     |
|------------------|-------------------------------------|
| Colorado         | Hanie, Sperry, Nading, Kaylor       |
| Cal              | Hanie, Sperry, Nading, Kaylor       |
| Houston          | Hanie, Horinek, Walker, Nading      |
| TCU              | Hanie, Horinek, Roberts, Nading     |
| San Diego State  | Hanie, Horinek, Nading, Walker      |
| Air Force        | Hanie, Horinek, Roberts, Nading     |
| UNLV             | Hanie, Horinek, Roberts, Nading     |
| Utah             | Hanie, Horinek, Da. Morton, Nading  |
| BYU              | Hanie, Nading, Da. Morton, Sandie   |
| New Mexico       | Hanie, B. Smith, Alotta, Nading     |
| Georgia Southern | Hanie, Nading, Da. Morton, Williams |
| Wyoming          |                                     |

## Individual Game Highs

|                            |  |
|----------------------------|--|
| Rushes.....40              | BELL, Kyle vs Colorado (Sep 01, 2007)              |
| Yards Rushing.....171      | JOHNSON, Gartre at New Mexico (Nov 10, 2007)       |
| TD Rushes.....2            | BELL, Kyle vs CAL (Sep 08, 2007)                   |
| .....                      | JOHNSON, Gartre at New Mexico (Nov 10, 2007)       |
| .....                      | JOHNSON, Gartre vs Georgia Southern (Nov 17, 2007) |
| Long Rush.....43           | MORTON, Damon vs CAL (Sep 08, 2007)                |
| Pass attempts.....38       | HANIE, Caleb at TCU (Sep 29, 2007)                 |
| Pass completions.....21    | HANIE, Caleb vs CAL (Sep 08, 2007)                 |
| .....                      | HANIE, Caleb at TCU (Sep 29, 2007)                 |
| Yards Passing.....301      | HANIE, Caleb vs CAL (Sep 08, 2007)                 |
| TD Passes.....3            | HANIE, Caleb vs Colorado (Sep 01, 2007)            |
| .....                      | HANIE, Caleb at Houston (Sep 22, 2007)             |
| .....                      | HANIE, Caleb vs Georgia Southern (Nov 17, 2007)    |
| Long Pass.....66           | HANIE, Caleb vs CAL (Sep 08, 2007)                 |
| Receptions.....8           | SPERRY, Kory vs Colorado (Sep 01, 2007)            |
| .....                      | MORTON, Damon vs Air Force (Oct 13, 2007)          |
| Yards Receiving.....114    | MORTON, Damon vs CAL (Sep 08, 2007)                |
| TD Receptions.....3        | SPERRY, Kory vs Colorado (Sep 01, 2007)            |
| Long Reception.....66      | MORTON, Damon vs CAL (Sep 08, 2007)                |
| Field Goals.....2          | SMITH, Jason at Houston (Sep 22, 2007)             |
| .....                      | SMITH, Jason at TCU (Sep 29, 2007)                 |
| .....                      | SMITH, Jason vs San Diego State (Oct 06, 2007)     |
| Long Field Goal.....47     | SMITH, Jason at TCU (Sep 29, 2007)                 |
| Punts.....7                | KAYLOR, Jimmie at Houston (Sep 22, 2007)           |
| Punting Avg.....46.4       | KAYLOR, Jimmie vs San Diego State (Oct 06, 2007)   |
| Long Punt.....60           | KAYLOR, Jimmie vs San Diego State (Oct 06, 2007)   |
| Long Punt Return.....17    | WALKER, Johnny at Houston (Sep 22, 2007)           |
| Long Kickoff Return.....74 | MORTON, Dion at Houston (Sep 22, 2007)             |
| Tackles.....16             | POTTORFF, Jake at Houston (Sep 22, 2007)           |
| Sacks.....2.5              | SMITH, Blake vs San Diego State (Oct 06, 2007)     |
| Tackles For Loss.....3.0   | SMITH, Blake vs San Diego State (Oct 06, 2007)     |
| Interceptions.....1        | PAGNOTTA, Mike vs Colorado (Sep 01, 2007)          |
| .....                      | BRYSON, Zac at Houston (Sep 22, 2007)              |

## Team Game Highs

|                         |                                    |
|-------------------------|------------------------------------|
| Rushes.....56           | vs Colorado (Sep 01, 2007)         |
| Yards Rushing.....263   | vs Georgia Southern (Nov 17, 2007) |
| Yards Per Rush.....6.1  | vs Georgia Southern (Nov 17, 2007) |
| TD Rushes.....3         | vs CAL (Sep 08, 2007)              |
| .....                   | vs Georgia Southern (Nov 17, 2007) |
| Pass attempts.....39    | at TCU (Sep 29, 2007)              |
| Pass completions.....21 | vs CAL (Sep 08, 2007)              |
| .....                   | at TCU (Sep 29, 2007)              |
| Yards Passing.....301   | vs CAL (Sep 08, 2007)              |
| Yards Per Pass.....10.0 | vs CAL (Sep 08, 2007)              |
| TD Passes.....3         | vs Colorado (Sep 01, 2007)         |
| .....                   | at Houston (Sep 22, 2007)          |
| Total Plays.....83      | vs Colorado (Sep 01, 2007)         |
| Total Offense.....507   | vs Georgia Southern (Nov 17, 2007) |
| Yards Per Play.....8.6  | vs Georgia Southern (Nov 17, 2007) |
| Points.....48           | at UNLV (Oct 20, 2007)             |
| Sacks By.....7          | vs San Diego State (Oct 06, 2007)  |
| First Downs.....25      | vs Colorado (Sep 01, 2007)         |
| Penalties.....7         | at Houston (Sep 22, 2007)          |
| .....                   | vs Georgia Southern (Nov 17, 2007) |
| Penalty Yards.....67    | vs Georgia Southern (Nov 17, 2007) |
| Turnovers.....4         | vs Air Force (Oct 13, 2007)        |
| Interceptions By.....1  | vs Colorado (Sep 01, 2007)         |
| .....                   | at Houston (Sep 22, 2007)          |

## Opponent Individual Game Highs

|                            |  |
|----------------------------|--|
| Rushes.....31              | HALL, Chad, vs Air Force (Oct 13, 2007)            |
| Yards Rushing.....256      | HALL, Chad, vs Air Force (Oct 13, 2007)            |
| TD Rushes.....4            | HALL, Chad, vs Air Force (Oct 13, 2007)            |
| Long Rush.....73           | JACKSON, DeSean, vs CAL (Sep 08, 2007)             |
| Pass attempts.....31       | Hawkins, Cody, vs Colorado (Sep 01, 2007)          |
| Pass completions.....19    | LONGSHORE, Nate, vs CAL (Sep 08, 2007)             |
| Yards Passing.....201      | Hawkins, Cody, vs Colorado (Sep 01, 2007)          |
| TD Passes.....2            | Hawkins, Cody, vs Colorado (Sep 01, 2007)          |
| .....                      | KEENUM, Case, at Houston (Sep 22, 2007)            |
| Long Pass.....57           | O'CONNELL, Kevi, vs San Diego State (Oct 06, 2007) |
| Receptions.....8           | McKnight,Scotty, vs Colorado (Sep 01, 2007)        |
| Yards Receiving.....111    | SWAIN, Brett, vs San Diego State (Oct 06, 2007)    |
| TD Receptions.....1        | McKnight,Scotty, vs Colorado (Sep 01, 2007)        |
| .....                      | DeVree, Tyson, vs Colorado (Sep 01, 2007)          |
| .....                      | MCDANIEL, Perry, at Houston (Sep 22, 2007)         |
| .....                      | CASTILE, L.J., at Houston (Sep 22, 2007)           |
| .....                      | Reagan, Shae, at TCU (Sep 29, 2007)                |
| .....                      | ROOT, Mark, vs Air Force (Oct 13, 2007)            |
| Long Reception.....57      | SWAIN, Brett, vs San Diego State (Oct 06, 2007)    |
| Field Goals.....3          | Eberhart, Kevin, vs Colorado (Sep 01, 2007)        |
| Long Field Goal.....52     | HARRISON, Ryan, vs Air Force (Oct 13, 2007)        |
| Punts.....9                | HUGHES, Michael, vs San Diego State (Oct 06, 2007) |
| Punting Avg.....44.4       | Wash, Derek, at TCU (Sep 29, 2007)                 |
| Long Punt.....62           | HUGHES, Michael, vs San Diego State (Oct 06, 2007) |
| Long Punt Return.....43    | McBride, Chase, vs Colorado (Sep 01, 2007)         |
| Long Kickoff Return.....68 | Wheatley, Terren, vs Colorado (Sep 01, 2007)       |
| Tackles.....20             | Dizon, Jordon, vs Colorado (Sep 01, 2007)          |
| Sacks.....2.0              | FELDER, Anthony, vs CAL (Sep 08, 2007)             |
| .....                      | ALUALU, Tyson, vs CAL (Sep 08, 2007)               |
| Tackles For Loss.....2.0   | Hypolite,George, vs Colorado (Sep 01, 2007)        |
| .....                      | Nicolas,Brandon, vs Colorado (Sep 01, 2007)        |
| .....                      | FELDER, Anthony, vs CAL (Sep 08, 2007)             |
| .....                      | ALUALU, Tyson, vs CAL (Sep 08, 2007)               |
| .....                      | OSBORN, Nick, vs San Diego State (Oct 06, 2007)    |
| .....                      | RABOLD, John, vs Air Force (Oct 13, 2007)          |
| Interceptions.....2        | Priest, Rafael, at TCU (Sep 29, 2007)              |
| .....                      | BIRD, Carson, vs Air Force (Oct 13, 2007)          |

## Opponent Team Game Highs

|                         |                                    |
|-------------------------|------------------------------------|
| Rushes.....69           | vs Air Force (Oct 13, 2007)        |
| Yards Rushing.....385   | vs Air Force (Oct 13, 2007)        |
| Yards Per Rush.....7.9  | vs CAL (Sep 08, 2007)              |
| TD Rushes.....4         | vs CAL (Sep 08, 2007)              |
| .....                   | vs Air Force (Oct 13, 2007)        |
| Pass attempts.....32    | vs Colorado (Sep 01, 2007)         |
| .....                   | at TCU (Sep 29, 2007)              |
| Pass completions.....22 | at Houston (Sep 22, 2007)          |
| Yards Passing.....247   | at Houston (Sep 22, 2007)          |
| Yards Per Pass.....10.4 | vs Air Force (Oct 13, 2007)        |
| TD Passes.....2         | vs Colorado (Sep 01, 2007)         |
| .....                   | at Houston (Sep 22, 2007)          |
| Total Plays.....82      | vs Georgia Southern (Nov 17, 2007) |
| Total Offense.....509   | vs Georgia Southern (Nov 17, 2007) |
| Yards Per Play.....6.5  | vs CAL (Sep 08, 2007)              |
| Points.....45           | vs Air Force (Oct 13, 2007)        |
| Sacks By.....5          | vs CAL (Sep 08, 2007)              |
| First Downs.....26      | vs Air Force (Oct 13, 2007)        |
| Penalties.....7         | at Houston (Sep 22, 2007)          |
| .....                   | at TCU (Sep 29, 2007)              |
| Penalty Yards.....72    | vs Georgia Southern (Nov 17, 2007) |
| Turnovers.....3         | vs Colorado (Sep 01, 2007)         |
| Interceptions By.....4  | vs Air Force (Oct 13, 2007)        |

## The Last Time...

### Individual

|  | <b>Colorado State</b> |   |
|--|-----------------------|---|
| 30 Rushing Attempts.....               | 31                    | Gartrell Johnson at New Mexico; Nov. 10, 2007       |
| 200 Yards Rushing.....                 | 237                   | Henri Childs at BYU; Nov. 1, 2001                   |
| 100 Yards Rushing.....                 | 172                   | Gartrell Johnson at New Mexico; Nov. 10, 2007       |
| 4 Touchdowns Rushing.....              | 4                     | Todd Yert vs. Cal State-Fullerton; Sept. 1989       |
| 3 Touchdowns Rushing.....              | 3                     | Gartrell Johnson III vs. Weber State; Sept. 2, 2006 |
| 400 Yards Passing.....                 | 419                   | Justin Holland vs. Wyoming; Oct. 22, 2005           |
| 350 Yards Passing.....                 | 381                   | Justin Holland vs. Navy; Dec. 22, 2005              |
| 50 Pass Attempts.....                  | 58                    | Terry Nugent vs. UNLV; Nov. 6, 1982                 |
| 40 Pass Attempts.....                  | 40                    | Caleb Hanie vs. New Mexico; Oct. 28, 2006           |
| 30 Pass Attempts.....                  | 30                    | Caleb Hanie vs. Cal; Sept. 8, 2007                  |
| 25 Pass Completions.....               | 25                    | Caleb Hanie vs. New Mexico; Oct. 28, 2006           |
| 20 Pass Completions.....               | 21                    | Caleb Hanie vs. Cal; Sept. 8, 2007                  |
| 4 Touchdown Passes.....                | 4                     | Justin Holland vs. Wyoming; Oct. 22, 2005           |
| 400 Yards Total Offense.....           | 400                   | Justin Holland vs. Wyoming; Oct. 22, 2005           |
| 300 Yards Total Offense.....           | 400                   | Justin Holland vs. Wyoming; Oct. 22, 2005           |
| 10 Receptions.....                     | 10                    | Johnny Walker vs. Colorado; Sept. 9, 2006           |
| 200 Receiving Yards.....               | 233                   | David Anderson vs. BYU; Oct. 2, 2004                |
| 3 Touchdown Receptions.....            | 3                     | Kory Sperry at Colorado; Sept. 1, 2007              |
| 3 Field Goals Made.....                | 3                     | Jason Smith at New Mexico; Nov. 10, 2007            |
| 2 Pass Interceptions.....              | 2                     | Darryl Williams at UNLV; Oct. 20, 2007              |
| 50 Yard Field Goal.....                | 54                    | C.W. Hurst vs. New Mexico State; Oct. 2, 1999       |
| 60 Yard Punt.....                      | 61                    | Jimmie Kaylor at UNLV; Oct. 20, 2007                |
| Kickoff Return For Touchdown.....      | 95                    | Dexter Wynn at Wyoming; Sept. 29, 2001              |
| Punt Return For Touchdown.....         | 58                    | Damon Morton at Fresno State; Sept. 30, 2006        |
| Fumble Return For Touchdown.....       | 45                    | Matt Rupp vs. Air Force; Oct. 13, 2007              |
| Interception Return For Touchdown..... | 31                    | Jesse Nading at BYU; Nov. 3, 2007                   |

### Team

|  | <b>Colorado State</b> |  |
|--|-----------------------|--|
| 30 First Downs.....                      | 30                    | at San Diego State; Nov. 16, 2002        |
| 400 Yards Rushing.....                   | 440                   | at BYU; Nov. 1, 2001                     |
| 300 Yards Rushing.....                   | 304                   | at Wyoming; Nov. 1, 2003                 |
| 60 Rushing Attempts.....                 | 70                    | at Utah; Oct. 28, 1989                   |
| 50 Rushing Attempts.....                 | 53                    | vs. New Mexico; Nov. 10, 2007            |
| 4 Rushing Touchdowns.....                | 4                     | vs. Weber State; Sept. 2, 2006           |
| 400 Yards Passing.....                   | 419                   | vs. Wyoming; Oct. 22, 2005               |
| 50 Pass Attempts.....                    | 52                    | at Colorado; Sept. 9, 1995               |
| 40 Pass Attempts.....                    | 40                    | vs. New Mexico; Oct. 28, 2006            |
| 30 Pass Completions.....                 | 31                    | at Air Force; Nov. 2, 1996               |
| 4 Touchdown Passes.....                  | 4                     | vs. Wyoming; Oct. 22, 2005               |
| 600 Yards Total Offense.....             | 658                   | vs. Tennessee-Chattanooga; Aug. 31, 1996 |
| 80 Total Plays.....                      | 83                    | at Colorado; Sept. 1, 2007               |
| 4 Turnovers.....                         | 4                     | vs. Air Force; Oct. 13, 2007             |
| 0 Turnovers.....                         | 0                     | at New Mexico; Nov. 10, 2007             |
| 2 Players In Game/100 Yards Rushing..... | 2                     | at Nevada; Sept. 28, 2002                |
| 3 Players In Game/100 Yards Rushing..... | 3                     | vs. Tennessee-Chattanooga; Aug. 31, 1996 |
| 100 Rushing/100 Pass Rec. Yards.....     | 1                     | vs. Air Force; Oct. 16, 2003             |
| 10 Or Fewer First Downs.....             | 7                     | vs. BYU; Nov. 4, 2006                    |
| 4 Passes Had Intercepted.....            | 4                     | at TCU; Nov. 5, 2005                     |
| 100 Yards Or Fewer Rushing.....          | 34                    | vs. TCU; Nov. 25, 2006                   |
| 300 Yards Or Fewer Total Offense.....    | 271                   | Utah; Oct. 27, 2007                      |
| Scored a Safety.....                     | 1                     | at New Mexico; Oct. 28, 2005             |
| Blocked Punt.....                        | 1                     | at Nevada; Sept. 16, 2006                |
| 2-Point Conversion.....                  | 1                     | vs. UNLV; Nov. 30, 2002                  |
| 35:00 Time Of Possession.....            | 35:26                 | at San Diego State; Dec. 2, 2006         |
| 50 Points Scored.....                    | 58                    | at BYU; Oct. 9, 2003                     |
| Shutout.....                             | 63-0                  | vs. Hawaii; 1997                         |
| 0 Points Scored 1st Quarter.....         | 0                     | at BYU; Nov. 3, 2007                     |
| 0 Points Scored, 1st Half.....           | 0                     | vs San Diego State; Oct. 6, 2007         |
| 0 Points Scored, 3rd Quarter.....        | 0                     | at New Mexico; Nov. 10, 2007             |
| 0 Points Scored Through 3 Quarters.....  | 0                     | at Wyoming; Oct. 21, 2006                |
| 0 Points Scored 4th Quarter.....         | 0                     | at Colorado; Sept. 1, 2007               |

### Opponent

|     |  |
|-----|--|
| 31  | Chad Hall, Air Force; Oct. 13, 2007            |
| 256 | Chad Hall, Air Force; Oct. 13, 2007            |
| 197 | Jayson Foster, Georgia Southern, Nov. 17, 2007 |
| 4   | Chad Hall, Air Force; Oct. 13, 2007            |
| 3   | Jayson Foster, Georgia Southern, Nov. 17, 2007 |
| 402 | Joel Klatt, Colorado; Aug. 30, 2003            |
| 355 | Max Hall, BYU; Nov. 3, 2007                    |
| 52  | David Neill, Nevada; Sept. 11, 1999            |
| 42  | Tom Brandstater, Fresno State; Sept. 30, 2006  |
| 30  | Max Hall, BYU; Nov. 3, 2007                    |
| 26  | Corey Bramlet, Wyoming; Oct. 22, 2004          |
| 21  | Donovan Porterie, New Mexico; Nov. 10, 2007    |
| 4   | Alex Smith, Utah; Nov. 6, 2004                 |
| 439 | Omar Clayton, at UNLV; Oct. 20, 2007           |
| 355 | Max Hall, BYU; Nov. 3, 2007                    |
| 11  | Ryan Wolfe, at UNLV; Oct. 20, 2007             |
| 201 | Trevor Insley, Nevada; Sept. 11, 1999          |
| 3   | Jovon Bouknight, Wyoming; Oct. 22, 2005        |
| 4   | John Sullivan, New Mexico, Nov. 10, 2007       |
| 2   | Carson Bird, Air Force; Oct. 13, 2007          |
| 52  | Ryan Harrison, Air Force; Oct. 13, 2007        |
| 62  | Michael Hughes, SDSU; Oct. 6, 2007             |
| 90  | Mike Smith, Hawaii; Sept. 10, 1988             |
| 56  | Adam Jennings, Fresno State; Oct. 4, 2002      |
| 37  | Kenneth Fontenette, Houston; Sept. 22, 2007    |
| 37  | Brian Iwuh, Colorado; Sept. 4, 2004            |

### Opponent

|       |                                 |
|-------|---------------------------------|
| 33    | TCU; Nov. 25, 2006              |
| 410   | BYU; Nov. 1, 2001               |
| 349   | Georgia Southern; Nov. 17, 2007 |
| 60    | Georgia Southern; Nov. 17, 2007 |
| 60    | Georgia Southern; Nov. 17, 2007 |
| 4     | Georgia Southern; Nov. 17, 2007 |
| 409   | Colorado; Sept. 5, 1992         |
| 52    | Nevada; Sept. 11, 1999          |
| 42    | Fresno State; Sept. 30, 2006    |
| 35    | Nevada; Sept. 11, 1999          |
| 4     | Wyoming; Oct. 22, 2005          |
| 606   | TCU; Nov. 25, 2006              |
| 82    | Georgia Southern; Nov. 17, 2007 |
| 5     | UNLV; Oct. 20, 2007             |
| 0     | Cal; Sept. 8, 2007              |
| 2     | Georgia Southern; Nov. 17, 2007 |
| 3     | Air Force; Sept. 30, 1989       |
| 1     | Georgia Southern; Nov. 17, 2007 |
| 9     | San Diego State; Dec. 2, 2006   |
| 4     | Air Force; Oct. 13, 2007        |
| 79    | New Mexico; Oct. 28, 2006       |
| 235   | San Diego State; Dec. 2, 2006   |
| 1     | TCU; Nov. 5, 2005               |
| 1     | San Diego State; Dec. 2, 2006   |
| 1     | Colorado; Sept. 8, 2007         |
| 35:22 | Georgia Southern; Nov. 17, 2007 |
| 51    | Navy; Dec. 22, 2005             |
| 24-0  | Wyoming; Oct. 21, 2006          |
| 0     | Georgia Southern; Nov. 17, 2007 |
| 0     | Weber State; Sept. 13, 2003     |
| 0     | New Mexico; Oct. 28, 2006       |
| 0     | Colorado; Aug. 31, 2002         |
| 0     | TCU; Nov. 25, 2006              |

## Longest Plays

### Rushing

|    |  |
|----|--|
| 45 | Gartrell Johnson III at UNLV*              |
| 44 | Gartrell Johnson III vs. Utah              |
| 43 | Gartrell Johnson III at New Mexico         |
| 43 | Damon Morton vs. Cal                       |
| 34 | Gartrell Johnson III vs. Air Force         |
| 27 | Gartrell Johnson III vs. Georgia Southern* |
| 24 | Caleb Hanie vs Georgia Southern            |
| 23 | Damon Morton vs. Georgia Southern          |
| 22 | Michael Myers at UNLV*                     |
| 22 | Gartrell Johnson III vs. Georgia Southern  |
| 22 | Kyle Bell vs. Utah                         |
| 19 | Damon Morton at TCU                        |
| 17 | Gartrell Johnson III vs. Air Force         |
| 15 | Gartrell Johnson III vs. Air Force         |
| 14 | Gartrell Johnson III at New Mexico         |
| 14 | Gartrell Johnson III vs. Georgia Southern  |
| 14 | Michael Myers vs. Air Force                |
| 14 | Kyle Bell at Colorado                      |
| 13 | Gartrell Johnson III at New Mexico         |
| 13 | Gartrell Johnson III vs. Utah              |
| 13 | Gartrell Johnson III at UNLV               |
| 13 | Gartrell Johnson III vs. Georgia Southern  |
| 13 | Billy Farris vs. Utah                      |
| 13 | Kyle Bell vs. Utah                         |
| 13 | Kyle Bell vs. Cal                          |
| 13 | Kyle Bell at Colorado*                     |
| 13 | Kyle Bell at Houston                       |
| 13 | Caleb Hanie at Houston                     |
| 12 | Gartrell Johnson III at New Mexico         |
| 12 | Gartrell Johnson III at UNLV               |
| 12 | Kyle Bell at Colorado                      |
| 12 | Kyle Bell at BYU                           |
| 11 | Kyle Bell at New Mexico                    |
| 11 | Kyle Bell at New Mexico                    |
| 11 | Gartrell Johnson III at New Mexico         |
| 11 | Gartrell Johnson III at BYU                |
| 11 | Kyle Bell vs. Cal                          |
| 11 | Kyle Bell at Colorado                      |
| 11 | Michael Myers at BYU                       |
| 11 | Caleb Hanie at Houston                     |
| 11 | Caleb Hanie at Houston                     |
| 11 | Kyle Bell vs San Diego State               |
| 11 | Kyle Bell vs UNLV                          |
| 11 | Gartrell Johnson III vs San Diego State    |
| 10 | Gartrell Johnson III at New Mexico         |
| 10 | Kyle Bell at UNLV                          |
| 10 | Michael Myers at UNLV                      |
| 10 | Gartrell Johnson III at UNLV               |
| 10 | John Mosure at TCU                         |
| 10 | Caleb Hanie at TCU                         |

\*Scoring Play

### Receiving (Quarterback)

|    |   |
|----|---|
| 83 | Damon Morton (Hanie) at UNLV              |
| 66 | Damon Morton (Hanie) vs. Cal*             |
| 64 | Johnny Walker (Hanie) at New Mexico*      |
| 57 | Damon Morton (Hanie) vs Georgia Southern* |
| 54 | Damon Morton (Hanie) at TCU*              |
| 53 | Luke Roberts (Hanie) at Houston*          |
| 45 | Luke Roberts (Hanie) vs. Georgia Southern |
| 44 | George Hill (Hanie) vs. Cal               |
| 40 | Damon Morton (Hanie) vs. San Diego State  |
| 37 | Johnny Walker (Hanie) at New Mexico       |
| 37 | Kory Sperry (Hanie) at Colorado*          |
| 37 | Dion Mortion (Hanie) at Houston*          |
| 34 | Damon Morton (Hanie) at UNLV*             |
| 33 | Luke Roberts (Hanie) at Houston           |
| 33 | Damon Morton (Hanie) at BYU               |
| 32 | Johnny Walker (Hanie) vs Georgia Southern |
| 31 | Johnny Walker (Hanie) at New Mexico*      |
| 28 | Damon Morton (Hanie) vs. Air Force        |
| 27 | Damon Morton (Hanie) vs. Utah             |
| 22 | Kory Sperry (Hanie) at Colorado           |
| 22 | Johnny Walker (Hanie) at Colorado         |
| 21 | Luke Roberts (Hanie) vs. Georgia Southern |

|    |  |
|----|--|
| 21 | Johnny Walker (Hanie) at New Mexico      |
| 21 | John Mosure (Hanie) at Houston*          |
| 20 | Johnny Walker (Hanie) vs San Diego State |

\*Scoring Play

## Scoring Drives

### Colorado

| Qtr. | Scoring Play                   | P  | Yds. | Time |
|------|--------------------------------|----|------|------|
| 1    | Sperry 6-yard pass from Hanie  | 12 | 77   | 5:51 |
| 2    | Sperry 4-yard pass from Hanie  | 17 | 61   | 7:49 |
| 3    | Sperry 37-yard pass from Hanie | 7  | 77   | 2:52 |
| 3    | Bell 13-yard run               | 5  | 47   | 1:57 |

### Cal

| Qtr. | Scoring Play                     | P  | Yds. | Time |
|------|----------------------------------|----|------|------|
| 1    | Bell 8-yard run                  | 9  | 74   | 3:44 |
| 2    | Hanie 1-yard run                 | 13 | 71   | 6:48 |
| 4    | Da.Morton 66-yd. pass from Hanie | 5  | 83   | 1:57 |
| 4    | Bell 3-yard run                  | 4  | 48   | :50  |

### Houston

| Qtr. | Scoring Play                      | P | Yds. | Time |
|------|-----------------------------------|---|------|------|
| 1    | Di.Mortion 37-yd. pass from Hanie | 5 | 61   | 2:21 |
| 1    | Mosure 21-yd. pass from Hanie     | 3 | 23   | 1:41 |
| 2    | Smith 40-yd. field goal           | 7 | 21   | 3:19 |
| 3    | Roberts 53-yd pass from Hanie     | 5 | 64   | 2:25 |
| 4    | Smith 31-yd. field goal           | 6 | 39   | 1:54 |

### TCU

| Qtr. | Scoring Play                  | P  | Yds. | Time |
|------|-------------------------------|----|------|------|
| 1    | Smith 47-yd field goal        | 12 | 55   | 4:58 |
| 3    | Smith 27-yd field goal        | 8  | 58   | 3:27 |
| 4    | Da. Morton 54-yd pass (Hanie) | 6  | 66   | 1:58 |

### San Diego State

| Qtr. | Scoring Play              | P | Yds. | Time |
|------|---------------------------|---|------|------|
| 3    | Smith 39-yd field goal    | 4 | 3    | 2:11 |
| 3    | Hanie 1-yd run            | 7 | 43   | 2:31 |
| 3    | Smith 20-yd field goal    | 6 | 17   | 1:22 |
| 4    | Morton 40-yd pass (Hanie) | 8 | 86   | 3:44 |

### Air Force

| Qtr. | Scoring Play                 | P  | Yds. | Time |
|------|------------------------------|----|------|------|
| 1    | Johnson III 4-yd run         | 10 | 46   | 3:52 |
| 3    | Da. Morton 7-yd pass (Hanie) | 13 | 80   | 5:19 |

### UNLV

| Qtr. | Scoring Play                  | P  | Yds. | Time |
|------|-------------------------------|----|------|------|
| 1    | Johnson III 45-yd run         | 1  | 45   | :12  |
| 2    | Smith 25-yd field goal        | 9  | 44   | 2:43 |
| 2    | Williams 30-yd int. return    | 0  | 30   | 0:00 |
| 2    | Johnson III 4-yd run          | 11 | 76   | 4:22 |
| 3    | Smith 17-yd field goal        | 11 | 68   | 5:21 |
| 4    | Da. Morton 34-yd pass (Hanie) | 1  | 34   | :09  |
| 4    | Bryson 99-yd int. return      | 0  | 99   | 0:00 |
| 4    | Myers 22-yd run               | 3  | 41   | :45  |

### Utah

| Qtr. | Scoring Play           | P  | Yds. | Time |
|------|------------------------|----|------|------|
| 1    | Smith 24-yd field goal | 11 | 73   | 4:06 |

### BYU

| Qtr. | Scoring Play           | P  | Yds. | Time |
|------|------------------------|----|------|------|
| 2    | Smith 25-yd field goal | 15 | 41   | 5:43 |
| 4    | Myers 3-yd run         | 10 | 80   | 4:12 |

### New Mexico

| Qtr. | Scoring Play              | P | Yds. | Time |
|------|---------------------------|---|------|------|
| 1    | Walker 64-yd pass (Hanie) | 3 | 79   | 0:49 |
| 2    | Smith 37-yd field goal    | 8 | 30   | 3:11 |

|   |                           |    |    |      |
|---|---------------------------|----|----|------|
| 2 | Walker 31-yd pass (Hanie) | 8  | 53 | 2:50 |
| 4 | Smith 23-yd field goal    | 10 | 48 | 4:14 |
| 4 | Smith 32-yd field goal    | 7  | 10 | 2:51 |

### Georgia Southern

| Qtr. | Scoring Play                     | P  | Yds. | Time |
|------|----------------------------------|----|------|------|
| 1    | Johnson III 27-yd run            | 12 | 97   | 5:03 |
| 2    | Johnson III 8-yd pass from Hanie | 9  | 84   | 3:34 |
| 2    | Johnson III 7-yd run             | 8  | 67   | 3:02 |
| 2    | Roberts 21-yd pass from Hanie    | 5  | 76   | 1:26 |
| 3    | Morton 57-yd pass from Hanie     | 6  | 90   | 2:55 |
| 4    | Bell 3-yd run                    | 7  | 41   | 2:58 |

### Wyoming

| Qtr. | Scoring Play | P | Yds. | Time |
|------|--------------|---|------|------|
|------|--------------|---|------|------|

|                                    |      |                         |
|------------------------------------|------|-------------------------|
| <b>Most Plays</b> .....            | 17   | <b>at Colorado</b>      |
| <b>Most Yards</b> .....            | 97   | <b>vs. Geo Southern</b> |
| <b>Longest Drive (Time)</b> .....  | 7:49 | <b>at Colorado</b>      |
| <b>Fewest Plays</b> .....          | 1    | <b>at UNLV</b>          |
| <b>Fewest Yards</b> .....          | 10   | <b>at New Mexico</b>    |
| <b>Shortest Drive (Time)</b> ..... | 0:09 | <b>at UNLV</b>          |

## CSU Offensive Drive Chart

### Colorado

| No. | Start | Plays | Yards | Time | End          |
|-----|-------|-------|-------|------|--------------|
| 1   | CS23  | 12    | 77    | 5:51 | Touchdown    |
| 2   | CS40  | 17    | 60    | 7:49 | Touchdown    |
| 3   | CU45  | 7     | 20    | 3:05 | Downs        |
| 4   | CS15  | 4     | 5     | 2:56 | Punt         |
| 5   | CS49  | 0     | 0     | 0:00 | Half         |
| 6   | CS23  | 7     | 77    | 2:52 | Touchdown    |
| 7   | CU47  | 5     | 47    | 1:57 | Touchdown    |
| 8   | CS24  | 3     | 8     | 2:19 | Punt         |
| 9   | CS26  | 7     | 25    | 2:10 | Downs        |
| 10  | CS26  | 6     | 12    | 2:29 | Punt         |
| 11  | CS16  | 8     | 25    | 5:25 | Punt         |
| 12  | CS37  | 2     | -1    | 0:11 | Half         |
| 13  | CU25  | 5     | 16    | 0:00 | Interception |

### Cal

| No. | Start | Plays | Yards | Time | End          |
|-----|-------|-------|-------|------|--------------|
| 1   | CS42  | 3     | 6     | 1:23 | Punt         |
| 2   | CS26  | 9     | 74    | 3:44 | Touchdown    |
| 3   | CS35  | 6     | 63    | 2:17 | Interception |
| 4   | CS29  | 3     | -7    | 2:02 | Punt         |
| 5   | CS29  | 13    | 71    | 6:48 | Touchdown    |
| 6   | CS20  | 2     | 13    | :45  | Half         |
| 7   | CS27  | 3     | -1    | 2:00 | Punt         |
| 8   | CS15  | 3     | 7     | 1:37 | Punt         |
| 9   | CS20  | 3     | 17    | 1:21 | Fumble       |
| 10  | CS20  | 4     | 23    | 1:43 | Interception |
| 11  | CS20  | 11    | 49    | 3:41 | Downs        |
| 12  | CS17  | 5     | 83    | 1:57 | Touchdown    |
| 13  | CAL48 | 4     | 48    | :50  | Touchdown    |

### Houston

| No. | Start | Plays | Yards | Time | End          |
|-----|-------|-------|-------|------|--------------|
| 1   | CS39  | 5     | 61    | 2:21 | Touchdown    |
| 2   | UH23  | 3     | 23    | 1:41 | Touchdown    |
| 3   | CS21  | 3     | 9     | 1:24 | Punt         |
| 4   | UH44  | 3     | 6     | 1:25 | Punt         |
| 5   | UH44  | 7     | 21    | 3:19 | Field Goal   |
| 6   | CS16  | 4     | 9     | 2:05 | Punt         |
| 7   | CS40  | 2     | 18    | 0:15 | Half         |
| 8   | CS29  | 3     | 9     | 2:09 | Punt         |
| 9   | CS20  | 8     | 25    | 3:20 | Punt         |
| 10  | CS36  | 5     | 64    | 2:25 | Touchdown    |
| 11  | CS26  | 2     | 11    | 0:16 | Fumble       |
| 12  | CS10  | 3     | 1     | 1:00 | Punt         |
| 13  | CS31  | 3     | 6     | 2:09 | Punt         |
| 14  | CS48  | 6     | 39    | 1:54 | Field Goal   |
| 15  | CS17  | 8     | 37    | 3:16 | Downs        |
| 16  | CS26  | 2     | 0     | 0:15 | Interception |

### TCU

| No. | Start | Plays | Yards | Time | End          |
|-----|-------|-------|-------|------|--------------|
| 1   | CS15  | 12    | 55    | 4:58 | Field Goal   |
| 2   | CS34  | 8     | 29    | 3:42 | Punt         |
| 3   | CS07  | 5     | 17    | 3:05 | Punt         |
| 4   | CS23  | 4     | 9     | 1:59 | Interception |
| 5   | CS42  | 3     | 3     | 2:23 | Punt         |
| 6   | CS20  | 3     | -1    | 1:42 | Punt         |
| 7   | CS21  | 4     | 5     | 1:34 | Downs        |
| 8   | CS32  | 8     | 58    | 3:27 | Field Goal   |
| 9   | CS34  | 6     | 66    | 1:58 | Touchdown    |
| 10  | CS38  | 3     | 5     | 1:30 | Interception |
| 11  | CS20  | 5     | 16    | 1:20 | Punt         |
| 12  | CS28  | 7     | 25    | 1:27 | Interception |

### San Diego State

| No. | Start | Plays | Yards | Time | End          |
|-----|-------|-------|-------|------|--------------|
| 1   | CS35  | 3     | 9     | 1:53 | Punt         |
| 2   | CS39  | 6     | 37    | 2:02 | Interception |
| 3   | CS20  | 9     | 24    | 3:16 | Downs        |
| 4   | CS20  | 6     | 23    | 4:35 | Punt         |
| 5   | CS20  | 3     | 6     | 1:39 | Half         |
| 6   | SDS25 | 4     | 3     | 2:11 | Field Goal   |
| 7   | SDS43 | 7     | 43    | 2:31 | Touchdown    |
| 8   | CS39  | 0     | 5     | 0:01 | Fumble       |
| 9   | CS20  | 3     | 8     | 1:34 | Punt         |
| 10  | SDS20 | 6     | 17    | 1:22 | Field Goal   |
| 11  | CS20  | 3     | 5     | 0:54 | Punt         |
| 12  | CS20  | 4     | 13    | 1:43 | Punt         |
| 13  | CS14  | 8     | 86    | 3:44 | Touchdown    |
| 14  | CS20  | 6     | 38    | 0:40 | End of Game  |

### Air Force

| No. | Start | Plays | Yards | Time | End          |
|-----|-------|-------|-------|------|--------------|
| 1   | CS30  | 3     | 1     | 1:13 | Interception |
| 2   | AF46  | 10    | 46    | 3:52 | Touchdown    |
| 3   | CS20  | 10    | 51    | 4:28 | Interception |
| 4   | CS9   | 7     | 30    | 3:25 | Interception |
| 5   | CS20  | 3     | 22    | :34  | Half         |
| 6   | CS20  | 13    | 80    | 5:19 | Touchdown    |
| 7   | CS23  | 6     | 41    | 2:09 | Interception |
| 8   | CS41  | 6     | 56    | 2:11 | Downs        |
| 9   | C21   | 14    | 73    | 2:08 | Game         |

### UNLV

| No. | Start | Plays | Yards | Time | End        |
|-----|-------|-------|-------|------|------------|
| 1   | LV28  | 4     | 3     | :50  | Missed FG  |
| 2   | LV45  | 1     | 45    | :12  | Touchdown  |
| 3   | CS31  | 3     | 8     | :59  | Punt       |
| 4   | CS15  | 1     | 83    | :15  | Fumble     |
| 5   | CS48  | 9     | 44    | 2:43 | Field Goal |
| 6   | CS48  | 10    | 23    | 4:51 | Missed FG  |
| 7   | CS24  | 11    | 76    | 4:22 | Touchdown  |
| 8   | CS31  | 11    | 68    | 5:21 | Field Goal |
| 9   | CS48  | 7     | 29    | 3:48 | Downs      |
| 10  | CS38  | 4     | 17    | 1:27 | Punt       |
| 11  | LV34  | 1     | 34    | :09  | Touchdown  |
| 12  | CS49  | 7     | 21    | 3:28 | Downs      |
| 13  | LV41  | 3     | 41    | :45  | Touchdown  |

### Utah

| No. | Start | Plays | Yards | Time | End          |
|-----|-------|-------|-------|------|--------------|
| 1   | CS20  | 11    | 73    | 4:06 | Field Goal   |
| 2   | CS20  | 6     | 39    | 3:03 | Punt         |
| 3   | CS11  | 6     | 36    | 2:56 | Punt         |
| 4   | CS27  | 3     | 5     | :43  | Interception |
| 5   | CS32  | 6     | 13    | 2:35 | Punt         |
| 6   | CS32  | 5     | 6     | 2:33 | Punt         |
| 7   | CS31  | 6     | 19    | 3:36 | Punt         |
| 8   | CS31  | 6     | 31    | 1:39 | Downs        |
| 9   | CS19  | 7     | 55    | 2:47 | Downs        |
| 10  | UT39  | 3     | -30   | 2:10 | Punt         |
| 11  | CS28  | 4     | 5     | 1:11 | Punt         |

### BYU

| No. | Start | Plays | Yards | Time | End               |
|-----|-------|-------|-------|------|-------------------|
| 1   | B47   | 6     | 34    | 2:37 | Missed Field Goal |
| 2   | CS26  | 7     | 34    | 3:05 | Interception      |
| 3   | B49   | 15    | 41    | 5:43 | Field Goal        |
| 4   | CS22  | 3     | 3     | 1:03 | Punt              |
| 5   | CS26  | 3     | 8     | 2:10 | Punt              |
| 6   | CS16  | 6     | 21    | 2:10 | Punt              |
| 7   | B39   | 9     | 32    | :55  | Downs             |
| 8   | CS30  | 1     | 0     | :17  | Half              |
| 9   | CS29  | 12    | 27    | 5:38 | Punt              |
| 10  | CS31  | 6     | 11    | 2:53 | Punt              |
| 11  | CS20  | 10    | 80    | 4:12 | Touchdown         |
| 12  | CS30  | 3     | 0     | :32  | Punt              |

### New Mexico

| No. | Start | Plays | Yards | Time | End               |
|-----|-------|-------|-------|------|-------------------|
| 1   | CS36  | 6     | 39    | 2:02 | Missed Field Goal |
| 1   | CS21  | 3     | 79    | 0:49 | Touchdown         |
| 1   | CS31  | 10    | 30    | 5:00 | Punt              |
| 2   | CS50  | 8     | 30    | 3:11 | Field Goal        |
| 2   | CS 47 | 8     | 53    | 2:50 | Touchdown         |
| 3   | CS18  | 9     | 60    | 4:13 | Downs             |
| 3   | CS10  | 6     | 40    | 3:31 | Punt              |
| 3   | CS46  | 10    | 48    | 4:14 | Field Goal        |
| 4   | NM25  | 7     | 10    | 2:51 | Field Goal        |
| 4   | CS32  | 6     | 15    | 2:54 | Punt              |
| 4   | CS16  | 3     | -10   | 1:06 | Punt              |

### Georgia Southern

| No. | Start | Plays | Yards | Time | End       |
|-----|-------|-------|-------|------|-----------|
| 1   | CS20  | 5     | 33    | 2:23 | Punt      |
| 2   | CS3   | 12    | 97    | 5:03 | Touchdown |
| 3   | CS16  | 9     | 84    | 3:34 | Touchdown |
| 4   | CS33  | 8     | 67    | 3:02 | Touchdown |
| 5   | CS24  | 5     | 76    | 1:26 | Touchdown |
| 6   | CS10  | 6     | 90    | 2:55 | Touchdown |
| 7   | GSU41 | 7     | 41    | 2:58 | Touchdown |
| 8   | CS20  | 1     | -1    | :07  | Fumble    |
| 9   | CS3   | 3     | 3     | 1:11 | Punt      |
| 10  | CS39  | 3     | -8    | 1:35 | Game      |

### Wyoming

| No. | Start | Plays | Yards | Time | End |
|-----|-------|-------|-------|------|-----|
|-----|-------|-------|-------|------|-----|

### Average Starting Field Position

#### COLORADO STATE

|              | Drives     | Avg         | In 20     |
|--------------|------------|-------------|-----------|
| vs. CU       | 13         | CS32        | 2         |
| vs. CAL      | 13         | CS25        | 2         |
| vs. UH       | 16         | CS34        | 4         |
| vs. TCU      | 12         | CS26        | 4         |
| vs. SDSU     | 14         | CS33        | 8         |
| vs. AF       | 9          | CS26        | 3         |
| vs. UNLV     | 13         | CS44        | 1         |
| vs. UTAH     | 11         | CS28        | 4         |
| vs. BYU      | 12         | CS32        | 2         |
| vs. UNM      | 11         | CS35        | 3         |
| vs. GA. S.   |            |             |           |
| vs. WYO      |            |             |           |
| <b>TOTAL</b> | <b>124</b> | <b>CS31</b> | <b>33</b> |

#### OPPONENTS

|              | Drives     | Avg          | In 20     |
|--------------|------------|--------------|-----------|
| vs. CU       | 13         | COL41        | 1         |
| vs. CAL      | 14         | CAL36        | 2         |
| vs. UH       | 16         | UH35         | 4         |
| vs. TCU      | 13         | TCU37        | 4         |
| vs. SDSU     | 14         | CS33         | 8         |
| vs. AF       | 8          | AF25         | 5         |
| vs. UNLV     | 15         | LV23         | 6         |
| vs. UTAH     | 12         | UT24         | 8         |
| vs. BYU      | 12         | B29          | 4         |
| vs. UNM      | 12         | NM26         | 6         |
| vs. GA. S.   |            |              |           |
| vs. WYO      |            |              |           |
| <b>TOTAL</b> | <b>129</b> | <b>OPP30</b> | <b>48</b> |

# Colorado State University



Sept. 1, 2007  
**COLORADO STATE** ..... 28  
**COLORADO** ..... 31

DENVER, Colo. (AP) - Senior kicker Kevin Eberhart sent the game into OT with a 22-yarder with 13 seconds left.

The Rams won the coin flip, but Terrence Wheatley intercepted Caleb Hanie's pass in the end zone and Eberhart hit the game-winning kick.

The last five games between the rivals have been decided by 25 points, and none by more than a touchdown.

CU freshman Cody Hawkins completed 18 of 31 passes for 201 yards, two touchdowns and one interception.

Rams senior Kyle Bell returned to the backfield after missing last season with a knee injury and rushed a career-high 40 times for 135 yards and a touchdown, and Hanie (20-of-27) threw three touchdown passes to tight end Kory Sperry and wasn't picked off until his final pass of the afternoon.

The Rams (0-1) scored two quick touchdowns coming out of halftime to take a 28-17 lead.

Sperry, who caught TD strikes of 2 and 6 yards in the first half, hauled in a 37-yarder from Hanie to put the Rams ahead 21-17. He dragged defender Brad Jones the final 10 yards into the end zone to give the Rams their first lead.

Jason Smith then squibbed a line drive on the ensuing kickoff that ricocheted off R.J. Brown, who had turned his head at Smith approached the ball. Jermaine Walters recovered for the Rams and Colorado State drove 47 yards and went up 28-17 on Bell's 13-yard run.

Smith squibbed it again, but this time, Wheatley returned it 68 yards before Smith corralled him at the Rams' 21. Colorado, however, failed to score as Eberhart's 41-yard attempt sailed wide right.

Colorado put together an 86-yard drive on their next possession as Hawkins converted three third-and-long plays before Demetrius Sumler took it in from the 3. The 2-point conversion, a pass to Riar Greer, made it 28-25.

Colorado's game-tying drive was set up by Chase McBride's 43-yard punt return and a pass interference call on Rams cornerback Joey Rucks on fourth-and-4 from the Colorado State 28 with 1:16 remaining.

| SCORE BY QUARTERS | 1  | 2 | 3  | 4 | OT |       |
|-------------------|----|---|----|---|----|-------|
| COLORADO STATE    | 7  | 7 | 14 | 0 | 0  | -- 28 |
| COLORADO          | 14 | 3 | 8  | 3 | 3  | -- 31 |

#### SCORING SUMMARY

- 1st - CU - McKnight 24 pass from Hanks (Eberhart kick); 12:52  
 CSU - Sperry 6 pass from Hanie (Smith kick); 6:56  
 CU - DeVree 10 pass from Hawkins (Eberhart kick); 5:18
- 2nd - CU - Sperry 4 pass from Hanie (Smith Kick); 12:22  
 CSU - Eberhart 38 field goal; 0:01
- 3rd - CSU - Sperry 37 pass from Hanie (Smith kick); 12:05  
 CSU - Bell 13 run (Smith kick); 10:05  
 CU - Sumler 3 run (Greer pass from Hawkins); 0:34
- 4th - CU - Eberhart 22 field goal; 1:55
- OT - CU - Eberhart 35 field goal; 0:00

| TEAM STATS              | CSU     | CU      |
|-------------------------|---------|---------|
| First Downs             | 25      | 18      |
| Rushes-Yards            | 56-157  | 28-129  |
| Passing Yards           | 229     | 201     |
| Passes (A-C-I)          | 27-20-1 | 32-18-1 |
| Total Offensive Plays   | 83      | 60      |
| Total Offense           | 386     | 330     |
| Fumbles-Lost            | 1-0     | 3-2     |
| Penalties-Yards         | 6-49    | 4-30    |
| Punts-Average           | 4-41.5  | 2-36.5  |
| Time of Possession      | 37:01   | 22:59   |
| Third-Down Conversions  | 11-19   | 6-14    |
| Fourth-Down Conversions | 1-3     | 0-0     |
| Sacks By-Yards          | 1-6     | 3-24    |

#### COLORADO STATE LEADERS

| RUSHING   | Att | Gain | Lost | Net | TD | Lg |
|-----------|-----|------|------|-----|----|----|
| Bell      | 40  | 147  | 12   | 135 | 1  | 14 |
| Hanie     | 11  | 35   | 24   | 11  | 0  | 9  |
| PASSING   | Att | Comp | Int  | Yds | TD | Lg |
| Hanie     | 27  | 20   | 1    | 229 | 3  | 37 |
| RECEIVING | No  | Yds  | TD   | Lg  |    |    |
| Sperry    | 8   | 103  | 3    | 37  |    |    |
| Walker    | 5   | 74   | 0    | 22  |    |    |

#### COLORADO LEADERS

| RUSHING   | Att | Gain | Lost | Net | TD | Lg |
|-----------|-----|------|------|-----|----|----|
| Sumler    | 16  | 85   | 0    | 85  | 1  | 14 |
| PASSING   | Att | Comp | Int  | Yds | TD | Lg |
| Hawkins   | 31  | 18   | 1    | 201 | 2  | 32 |
| RECEIVING | No  | Yds  | TD   | Lg  |    |    |
| McKnight  | 8   | 106  | 1    | 32  |    |    |



Sept. 8, 2007  
**COLORADO STATE** ..... 28  
**CALIFORNIA** ..... 34

FORT COLLINS, Colo. (AP) -- Colorado State took No. 10 Cal to the brink Saturday, but came up just short of an upset.

The Golden Bears (2-0) needed all of them and more to fend off the Rams (0-2), who scored two touchdowns 53 seconds apart to turn a 34-14 deficit into a 34-28 nail-biter with 2:54 remaining.

Two plays after Hanie was hurried into a fourth-down incompletion, Jahvid Best scored on a 64-yard run to make it 34-14. Best had two carries for 73 yards.

Caleb Hanie was under pressure from the Cal defense all day, but came through with a 66-yard scoring strike to Damon Morton in the fourth quarter.

Rams linebacker Curtis Cornelson collared the onside kick and George Hill's 44-yard grab set up Kyle Bell's 3-yard run with 2:54 left.

Jordan Kay kicked field goals of 47 and 41 yards, the first of which gave Cal a 17-14 halftime lead.

| SCORE BY QUARTERS | 1 | 2  | 3 | 4  |       |
|-------------------|---|----|---|----|-------|
| COLORADO STATE    | 7 | 7  | 0 | 14 | -- 28 |
| CALIFORNIA        | 7 | 10 | 3 | 14 | -- 34 |

#### SCORING SUMMARY

- 1st - CSU - Bell 8 run (Smith kick); 3:44  
 CAL - Jackson 73 run (Kay kick); :12
- 2nd - CAL - Forsett 1 run (Kay Kick); 2:26  
 CSU - Hanie 1 run (Smith kick); 6:48  
 CAL - Kay 47 field goal; 2:31
- 3rd - CAL - Kay 41 field goal; 2:41
- 4th - CAL - Montgomery 2 run (Kay kick); 2:46  
 CAL - Best 64 run (Kay kick); 0:50  
 CSU - Morton 66 pass from Hanie (Smith kick); 1:57  
 CSU - Bell 3 run (Smith kick); 0:50

| TEAM STATS              | CAL     | CSU     |
|-------------------------|---------|---------|
| First Downs             | 14      | 22      |
| Rushes-Yards            | 31-245  | 42-157  |
| Passing Yards           | 146     | 301     |
| Passes (A-C-I)          | 29-19-0 | 30-21-2 |
| Total Offensive Plays   | 60      | 72      |
| Total Offense           | 391     | 458     |
| Fumbles-Lost            | 1-0     | 1-1     |
| Penalties-Yards         | 6-49    | 4-28    |
| Punts-Average           | 6-42.5  | 5-37.0  |
| Time of Possession      | 27:19   | 32:41   |
| Third-Down Conversions  | 6-14    | 6-13    |
| Fourth-Down Conversions | 0-0     | 0-1     |
| Sacks By-Yards          | 5-25    | 1-7     |

#### COLORADO STATE LEADERS

| RUSHING    | Att | Gain | Lost | Net | TD | Lg |
|------------|-----|------|------|-----|----|----|
| Bell       | 26  | 102  | 0    | 102 | 2  | 13 |
| Hanie      | 9   | 10   | 19   | -9  | 1  | 6  |
| PASSING    | Att | Comp | Int  | Yds | TD | Lg |
| Hanie      | 30  | 21   | 2    | 301 | 1  | 66 |
| RECEIVING  | No  | Yds  | TD   | Lg  |    |    |
| Morton Da. | 5   | 114  | 1    | 66  |    |    |
| Walker     | 5   | 53   | 0    | 19  |    |    |

#### CALIFORNIA LEADERS

| RUSHING   | Att | Gain | Lost | Net | TD | Lg |
|-----------|-----|------|------|-----|----|----|
| Forsett   | 13  | 59   | 0    | 59  | 1  | 16 |
| PASSING   | Att | Comp | Int  | Yds | TD | Lg |
| Longshore | 29  | 19   | 0    | 146 | 0  | 25 |
| RECEIVING | No  | Yds  | TD   | Lg  |    |    |
| Hawkins   | 5   | 43   | 0    | 20  |    |    |



Sept. 22, 2007  
**COLORADO STATE** ..... 27  
**HOUSTON** ..... 38

HOUSTON (AP) -- Houston quarterback Case Keenum's 8-yard keeper midway through the fourth quarter gave Houston the lead in a 38-27 victory Saturday over Colorado State.

Keenum replaced starter Blake Joseph in the second quarter and had a hand in four touchdowns. He was 18-of-22 passing for 197 yards and two TDs and had two rushing scores.

Caleb Hanie completed 16 of 26 passes for 227 yards and three touchdowns for Colorado State, but most of that was in the first half when the Rams appeared on their way to ending the losing streak.

Houston trailed 24-10 in the third quarter before tying the game with two quick scores. Keenum hit Perry McDaniel for a 27-yard touchdown, and Kenneth Fontenette returned a fumble 37 yards for the tie on the Rams' next possession.

Colorado State went ahead 27-24 on Jason Smith's 31-yard field goal with 9:20 remaining.

The Cougars answered with a 60-yard drive in nine plays, capped by Keenum's first rushing touchdown. He scored again on a 2-yard run with less than two minutes left.

The Rams got two quick scores from unlikely sources in the first quarter and took a 17-3 lead into halftime.

On Colorado State's first possession, Dion Morton scored his first career touchdown on a 37-yard pass from Hanie. Later in the first quarter, John Mosure had his first career TD catch.

The Cougars forced the Rams to punt on the opening drive of the second half, and Houston scored its first touchdown just under two minutes later when Keenum, who completed his first 12 passes, hit L.J. Castille on a 30-yarder. It was Castille's first career receiving touchdown.

| SCORE BY QUARTERS | 1  | 2 | 3  | 4  |       |
|-------------------|----|---|----|----|-------|
| COLORADO STATE    | 14 | 3 | 7  | 3  | -- 27 |
| HOUSTON           | 3  | 0 | 21 | 14 | -- 38 |

#### SCORING SUMMARY

- 1st - CSU - Di. Morton 37 pass from Hanie (Smith kick); 10:56  
 HOU - Lawrence 46 field goal; 4:39  
 CSU - Mosure 21 pass from Hanie (Smith kick); 2:44
- 2nd - CSU - Smith 40 field goal; 5:15
- 3rd - HOU - Castille 30 pass from Keenum (Lawrence kick); 11:00  
 CSU - Roberts 53 pass from Hanie (Smith kick); 3:46  
 HOU - McDaniel 27 pass from Keenum (Lawrence kick); 2:39  
 HOU - Fontenette 37 fumble recovery (Lawrence kick); 2:18
- 4th - CSU - Smith 31 field goal; 9:20  
 HOU - Keenum 8 run (Lawrence kick); 6:18  
 HOU - Keenum 1 run (Lawrence kick); 1:54

| TEAM STATS              | CSU     | HOU     |
|-------------------------|---------|---------|
| First Downs             | 13      | 22      |
| Rushes-Yards            | 39-115  | 44-153  |
| Passing Yards           | 227     | 247     |
| Passes (A-C-I)          | 26-16-1 | 31-22-1 |
| Total Offensive Plays   | 65      | 75      |
| Total Offense           | 342     | 400     |
| Fumbles-Lost            | 1-1     | 6-1     |
| Penalties-Yards         | 7-50    | 7-47    |
| Punts-Average           | 7-37.0  | 6-31.0  |
| Time of Possession      | 29:55   | 30:05   |
| Third-Down Conversions  | 5-16    | 3-12    |
| Fourth-Down Conversions | 1-2     | 1-2     |
| Sacks By-Yards          | 3-24    | 2-16    |

#### COLORADO STATE LEADERS

| RUSHING     | Att | Gain | Lost | Net | TD | Lg |
|-------------|-----|------|------|-----|----|----|
| Bell        | 23  | 74   | 1    | 73  | 0  | 13 |
| Hanie       | 13  | 50   | 19   | 31  | 0  | 13 |
| PASSING     | Att | Comp | Int  | Yds | TD | Lg |
| Hanie       | 26  | 16   | 1    | 227 | 3  | 53 |
| RECEIVING   | No  | Yds  | TD   | Lg  |    |    |
| Roberts     | 6   | 113  | 1    | 53  |    |    |
| Morton, Di. | 4   | 49   | 1    | 37  |    |    |

#### CALIFORNIA LEADERS

| RUSHING   | Att | Gain | Lost | Net | TD | Lg |
|-----------|-----|------|------|-----|----|----|
| Aldridge  | 15  | 64   | 2    | 62  | 0  | 18 |
| PASSING   | Att | Comp | Int  | Yds | TD | Lg |
| Keenum    | 22  | 18   | 0    | 197 | 2  | 32 |
| RECEIVING | No  | Yds  | TD   | Lg  |    |    |
| Avery     | 7   | 76   | 0    | 32  |    |    |

# Colorado State University



Sept. 29, 2007  
**COLORADO STATE**..... 12  
**TCU**..... 24

FORT WORTH, Texas (AP)-- Backup quarterback Marcus Jackson rushed for two touchdowns and threw for another to lead TCU past Colorado State 24-12 Saturday night.

Starter Andy Dalton suffered an apparent knee injury on TCU's opening drive. Jackson had a 4-yard touchdown run on his first play of the game.

Jackson was 11-for-26 passing for 137 yards and carried 17 times for 38 yards.

TCU (3-2, 1-1 Mountain West) played without defensive end Tommy Blake, who was placed on medical leave Tuesday for undisclosed reasons. Blake, who came into the season as a top NFL prospect, will miss at least one more game.

TCU's Aaron Brown, who has been slowed this season with a knee injury, rushed for 113 yards on 20 carries. It was his fifth career 100-yard rushing game.

Colorado State (0-4, 0-1) scored on its first possession when Jason Smith booted a 47-yard field goal.

Jackson was 0-for-3 passing in the first quarter, but heated up in the second.

On TCU's season-best 90-yard drive, Jackson completed four passes for 73 yards. He connected with Shae Reagan on a 4-yard pass to put the Horned Frogs ahead 14-3.

Chris Manfredini's 19-yard field goal gave the Frogs a 17-3 halftime lead.

In the third quarter, TCU scored again when Jackson rolled out to his left for his second 4-yard touchdown run.

Colorado State finished the scoring on Smith's 27-yard field goal and Caleb Hanie's 54-yard touchdown pass to Damon Morton. The two-point conversion failed, leaving the score at 24-12 a minute into the fourth quarter.

| SCORE BY QUARTERS | 1 | 2  | 3 | 4 |    |    |
|-------------------|---|----|---|---|----|----|
| COLORADO STATE    | 3 | 0  | 3 | 6 | -- | 12 |
| HOUSTON           | 7 | 10 | 7 | 0 | -- | 24 |

#### SCORING SUMMARY

- 1st - TCU- Jackson 4 run (Manfredini) 4:23  
 CSU- Smith 47 field goal; 4:58
- 2nd - TCU- Reagan 4 pass from Jackson (Manfredini) 2:23  
 TCU- Manfredini 19 field goal; 6:14
- 3rd - TCU- Jackson 4 run (Manfredini) 2:36  
 CSU- Smith 27 field goal; 3:27
- 4th - CSU- Da. Morton 54 pass from Hanie 1:58


| TEAM STATS              | CSU     | TCU     |
|-------------------------|---------|---------|
| First Downs             | 16      | 23      |
| Rushes-Yards            | 28-55   | 48-201  |
| Passing Yards           | 216     | 197     |
| Passes (A-C-I)          | 39-21-3 | 32-16-0 |
| Total Offensive Plays   | 67      | 80      |
| Total Offense           | 271     | 398     |
| Fumbles-Lost            | 0-0     | 2-2     |
| Penalties-Yards         | 6-53    | 7-70    |
| Punts-Average           | 5-39.2  | 5-44.4  |
| Time of Possession      | 29:26   | 30:34   |
| Third-Down Conversions  | 6-18    | 8-18    |
| Fourth-Down Conversions | 0-1     | 3-4     |
| Sacks By-Yards          | 2-15    | 4-16    |

#### COLORADO STATE LEADERS

| RUSHING     | Att | Gain | Lost | Net | TD | Lg |
|-------------|-----|------|------|-----|----|----|
| Mosure      | 10  | 41   | 7    | 34  | 0  | 10 |
| Hanie       | 6   | 10   | 18   | -8  | 0  | 10 |
| PASSING     | Att | Comp | Int  | Yds | TD | Lg |
| Hanie       | 38  | 21   | 3    | 216 | 1  | 54 |
| RECEIVING   | No  | Yds  | TD   | Lg  |    |    |
| Roberts     | 4   | 42   | 0    | 14  |    |    |
| Morton, Di. | 3   | 77   | 1    | 54  |    |    |

#### TCU LEADERS

| RUSHING   | Att | Gain | Lost | Net | TD | Lg |
|-----------|-----|------|------|-----|----|----|
| Brown     | 22  | 124  | 0    | 124 | 0  | 20 |
| PASSING   | Att | Comp | Int  | Yds | TD | Lg |
| Jackson   | 26  | 11   | 0    | 137 | 1  | 30 |
| RECEIVING | No  | Yds  | TD   | Lg  |    |    |
| Dickerson | 4   | 66   | 0    | 29  |    |    |



Oct. 6, 2007  
**COLORADO STATE**..... 20  
**San Diego State**..... 24

FORT COLLINS, Colo. (AP) - Quarterback Kevin O'Connell ran for three touchdowns, the third coming with 43 seconds left in the game, as San Diego State extended Colorado State's losing streak to 12 games with a 24-20 victory Saturday.

Trailing 20-17 in the fourth quarter, O'Connell completed a 57-yard pass to

Brett Swain to get San Diego State to the Colorado State 23. O'Connell had a 14-yard run to get the Aztecs to the 6 and two plays later dove over the line to put the Aztecs ahead 24-20.

Caleb Hanie, 15-for-27 for 196 yards but with a costly end zone interception, had given Colorado State (0-5, 0-2) the lead on a 40-yard TD pass to Damon Morton with 2:29 remaining.

O'Connell scored on a 1-yard keeper on a fourth-and-goal play on the first possession of the game to put San Diego State ahead 7-0.

Colorado drove to the San Diego State 24 late in the first quarter, but Aaron Moore intercepted Hanie in the end zone.

Colorado State scored 13 points in the third quarter to take a 13-10 lead. Michael Hughes had a 12-yard punt to set up Jason Smith's 39-yard field goal with 11:13 left in the third quarter.

The Rams took advantage of excellent field position to take a 10-7 lead on Hanie's 1-yard sneak.

San Diego State quickly tied the game at 10 on Garrett Palmer's 33-yard field goal with 4:30 left in the third quarter. The field goal was set up by a 46-yard pass play from Darren Mougey to Vincent Brown.

But two San Diego State possessions later, Darryl Williams recovered Brandon Borne's fumble at the Aztecs' 20. Colorado State settled for a 20-yard field goal by Smith as time expired in the third quarter, putting the Rams on top 13-10.

San Diego got the lead back when O'Connell ran through several arm tackles on a 16-yard TD run with 13:16 left in the fourth quarter.

| SCORE BY QUARTERS | 1 | 2 | 3  | 4  |    |    |
|-------------------|---|---|----|----|----|----|
| COLORADO STATE    | 0 | 0 | 13 | 7  | -- | 20 |
| SAN DIEGO STATE   | 7 | 0 | 3  | 14 | -- | 24 |

#### SCORING SUMMARY

- 1st - SDSU- O'Connell 1 run (Palmer) 5:56
- 3rd - CSU- Smith 39 field goal; 2:11  
 CSU- Hanie 1 run (Smith) 2:31  
 SDSU- Palmer 33 field goal; 2:24  
 CSU- Smith 20 field goal; 1:22
- 4th - SDSU- O'Connell 16 run (Palmer) 1:16  
 CSU- Da. Morton 40 pass from Hanie (Smith) 3:44  
 SDSU- O'Connell 1 run (Palmer) 1:40

| TEAM STATS              | CSU     | SDSU    |
|-------------------------|---------|---------|
| First Downs             | 16      | 19      |
| Rushes-Yards            | 39-139  | 44-148  |
| Passing Yards           | 188     | 230     |
| Passes (A-C-I)          | 27-14-1 | 27-14-0 |
| Total Offensive Plays   | 66      | 71      |
| Total Offense           | 327     | 378     |
| Fumbles-Lost            | 1-1     | 3-1     |
| Penalties-Yards         | 3-15    | 3-21    |
| Punts-Average           | 5-48.8  | 9-41.4  |
| Time of Possession      | 28:41   | 31:19   |
| Third-Down Conversions  | 5-15    | 5-16    |
| Fourth-Down Conversions | 0-1     | 1-1     |
| Sacks By-Yards          | 7-56    | 2-14    |

#### COLORADO STATE LEADERS

| RUSHING     | Att | Gain | Lost | Net | TD | Lg |
|-------------|-----|------|------|-----|----|----|
| Bell        | 19  | 79   | 3    | 76  | 0  | 11 |
| Johnson III | 10  | 43   | 0    | 43  | 0  | 11 |
| PASSING     | Att | Comp | Int  | Yds | TD | Lg |
| Hanie       | 26  | 14   | 1    | 188 | 1  | 40 |
| RECEIVING   | No  | Yds  | TD   | Lg  |    |    |
| Morton, Di. | 4   | 41   | 0    | 16  |    |    |
| Morton, Da. | 3   | 77   | 1    | 40  |    |    |

#### SDSU LEADERS

| RUSHING   | Att | Gain | Lost | Net | TD | Lg |
|-----------|-----|------|------|-----|----|----|
| O'Connell | 16  | 96   | 55   | 41  | 3  | 24 |
| PASSING   | Att | Comp | Int  | Yds | TD | Lg |
| O'Connell | 26  | 13   | 0    | 184 | 0  | 57 |
| RECEIVING | No  | Yds  | TD   | Lg  |    |    |
| Swain     | 4   | 111  | 0    | 57  |    |    |



Oct. 13, 2007  
**COLORADO STATE**..... 45  
**Air Force**..... 21

FORT COLLINS, Colo. (AP) -Chad Hall and Shaun Carney set school yardage records and Air Force beat Colorado State 45-21 on Saturday night.

The Falcons (5-2, 4-1) scored four first-half touchdowns on their way to the win.

Hall, a senior wide receiver, ran for four touchdowns and a single-game school-record 256 yards. It was his third 100-yard rushing performance against the Rams, and his fifth overall.

Carney completed only one pass in the first half, but the 12-yard completion to Hall was enough to set the school record for passing yards. Dave Ziebart, who played from 1976-79, had the old record of 4,789 yards. Carney finished the game with 52 yards passing and a touchdown.

Colorado State quarterback Caleb Hanie threw three first-half interceptions and the Falcons capitalized, returning one for a touchdown and turning another into a scoring drive.

Colorado State's losing streak reached 13 games. Air Force was the first team to beat CSU during its current tailspin, erasing an 18-point halftime deficit last year to beat the Rams 24-21. The Rams' last win was more than a year ago, when they beat UNLV 28-7 last Oct. 7.

On the first drive of the game, the Falcons marched 80 yards on 14 plays, capped by Hall's two-yard touchdown run. He added three more, from two yards, six yards, and 13 yards.

Falcons linebacker Drew Fowler intercepted a pass in the first half and returned it 26 yards for a touchdown.

Colorado State cut Air Force's lead to seven in the second quarter on a touchdown run by Gartrell Johnson.

Hanie threw four interceptions in the game and just one touchdown, a 7-yard pass to Damon Morton in the third quarter.

The game was delayed 45 minutes because lightning knocked out power to some parts of the stadium.

| SCORE BY QUARTERS | 1  | 2  | 3  | 4 |    |    |
|-------------------|----|----|----|---|----|----|
| COLORADO STATE    | 7  | 0  | 7  | 7 | -- | 21 |
| AIR FORCE         | 14 | 14 | 10 | 7 | -- | 45 |

#### SCORING SUMMARY

- 1st - AFA- Hall 2 run (Harrison) 5:13  
 AFA- Fowler 26 Int ret. (Harrison)  
 CSU- Johnson 4 run (Smith) 3:52
- 2nd - AFA- Hall 6 run (Harrison) 5:47  
 AFA- Hall 2 run (Harrison) 1:28
- 3rd - CSU- Da. Morton 7 pass from Hanie (Smith) 5:19  
 AFA- Harrison 52 field goal; 2:34  
 AFA- Root 35 pass from Carney (Harrison) 2:30  
 CSU- Smith 20 field goal; 1:22
- 4th - CSU- Rupp 48 fumble ret. (Smith)  
 AFA- Hall 13 run (Harrison) 8:55

| TEAM STATS              | CSU     | AFA    |
|-------------------------|---------|--------|
| First Downs             | 24      | 26     |
| Rushes-Yards            | 43-224  | 69-385 |
| Passing Yards           | 111     | 52     |
| Passes (A-C-I)          | 29-16-4 | 5-3-0  |
| Total Offensive Plays   | 72      | 74     |
| Total Offense           | 380     | 437    |
| Fumbles-Lost            | 1-0     | 3-1    |
| Penalties-Yards         | 5-45    | 3-32   |
| Punts-Average           | 0-0     | 1-37.0 |
| Time of Possession      | 25:41   | 34:19  |
| Third-Down Conversions  | 9-14    | 11-15  |
| Fourth-Down Conversions | 1-2     | 1-1    |
| Sacks By-Yards          | 1-7     | 0-0    |

#### COLORADO STATE LEADERS

| RUSHING     | Att | Gain | Lost | Net | TD | Lg |
|-------------|-----|------|------|-----|----|----|
| Johnson III | 25  | 147  | 4    | 143 | 1  | 34 |
| Bell        | 8   | 30   | 0    | 30  | 0  | 9  |
| PASSING     | Att | Comp | Int  | Yds | TD | Lg |
| Hanie       | 18  | 11   | 4    | 111 | 1  | 28 |
| RECEIVING   | No  | Yds  | TD   | Lg  |    |    |
| Morton, Da. | 4   | 99   | 1    | 28  |    |    |
| Roberts     | 8   | 34   | 0    | 9   |    |    |

#### AFA LEADERS

| RUSHING   | Att | Gain | Lost | Net | TD | Lg |
|-----------|-----|------|------|-----|----|----|
| Hall      | 31  | 262  | 6    | 256 | 4  | 47 |
| PASSING   | Att | Comp | Int  | Yds | TD | Lg |
| Carney    | 5   | 3    | 0    | 52  | 1  | 35 |
| RECEIVING | No  | Yds  | TD   | Lg  |    |    |
| Root      | 1   | 35   | 1    | 35  |    |    |

# Colorado State University



Oct. 20, 2007  
**COLORADO STATE** ..... 48  
**UNLV** ..... 23

LAS VEGAS (AP) -- Colorado State's Gartrell Johnson rushed for 162 yards and two touchdowns and the Rams snapped a 13-game losing streak with a 48-23 win over UNLV on Saturday night.

The game featured wind gusts of more than 50 mph that littered the field with debris, sent most of the announced 19,266 fans home early and caused a few unusual plays.

A second quarter kickoff by Colorado State's Jason Smith got caught in the wind and was recovered by the Rams on their 48-yard line, only 13 yards from where the ball was kicked.

The Rams (1-6, 1-3) forced four first-half turnovers and scored 17 unanswered points in the second quarter to take a 24-3 halftime lead. Darryl Williams returned an interception 30 yards for a touchdown and Johnson scored from 4 yards out with 25 seconds left in the quarter to help the Rams win for the first time in 378 days.

UNLV (2-6, 1-3) tried to rally late. Frank Summers capped a seven play, 80-yard drive with a 6-yard touchdown run to trim Colorado State's lead to 27-17 with 11:23 to play.

Colorado State padded its lead in the final minutes. With UNLV driving, reserve safety Zac Bryson intercepted an Omar Clayton pass and returned it 99 yards for a touchdown. Also, Mike Myers had a 22-yard scoring run for the Rams with 12 seconds to play.

| SCORE BY QUARTERS | 1 | 2  | 3 | 4  |    |    |
|-------------------|---|----|---|----|----|----|
| COLORADO STATE    | 7 | 17 | 3 | 21 | -- | 48 |
| UNLV              | 3 | 0  | 7 | 13 | -- | 23 |

#### SCORING SUMMARY

- 1st - CSU- Johnson III 45 run (Smith kick); 12:08  
 LV- Aguayo 44 field goal; 9:09
- 2nd - CSU- Smith 25 field goal; 13:36  
 CSU- Williams 30 int. return (Smith Kick); 13:21  
 CSU- Johnson III 4 run (Smith kick); :25
- 3rd - CSU- Smith 17 field goal; 9:32  
 LV- Summers 56 pass Clayton(Aguayo kick); 7:05  
 LV- Summers 6 run (Smith kick); 11:23
- 4th - CSU- Morton 34 pass from Hanie (Smith kick); 11:04  
 CSU- Bryson 99 int. return (Smith kick); 2:50  
 LV- Wolfe 7 pass from Clayton (Aguayo kick); :57  
 CSU- Myers 22 run (Lamb kick); :45


| TEAM STATS              | CSU     | UNLV    |
|-------------------------|---------|---------|
| First Downs             | 21      | 26      |
| Rushes-Yards            | 49-279  | 38-222  |
| Passing Yards           | 218     | 337     |
| Passes (A-C-I)          | 19-13-0 | 39-25-3 |
| Total Offensive Plays   | 68      | 77      |
| Total Offense           | 497     | 559     |
| Fumbles-Lost            | 1-1     | 2-2     |
| Penalties-Yards         | 4-55    | 6-30    |
| Punts-Average           | 2-33.0  | 2-35.0  |
| Time of Possession      | 29:47   | 30:13   |
| Third-Down Conversions  | 3-12    | 7-14    |
| Fourth-Down Conversions | 1-3     | 0-0     |
| Sacks By-Yards          | 2-12    | 2-10    |

#### COLORADO STATE LEADERS

| RUSHING     | Att | Gain | Lost | Net | TD | Lg |
|-------------|-----|------|------|-----|----|----|
| Johnson III | 25  | 162  | 0    | 162 | 2  | 45 |
| Bell        | 14  | 69   | 1    | 68  | 0  | 11 |
| PASSING     | Att | Comp | Int  | Yds | TD | Lg |
| Hanie       | 19  | 13   | 0    | 218 | 1  | 83 |
| RECEIVING   | No  | Yds  | TD   | Lg  |    |    |
| Da. Morton  | 3   | 124  | 1    | 83  |    |    |
| Di. Morton  | 3   | 20   | 0    | 13  |    |    |

#### UNLV LEADERS

| RUSHING   | Att | Gain | Lost | Net | TD | Lg |
|-----------|-----|------|------|-----|----|----|
| Clayton   | 19  | 152  | 17   | 135 | 0  | 52 |
| PASSING   | Att | Comp | Int  | Yds | TD | Lg |
| Clayton   | 36  | 23   | 3    | 304 | 2  | 56 |
| RECEIVING | No  | Yds  | TD   | Lg  |    |    |
| Wolfe     | 11  | 135  | 1    | 40  |    |    |



Oct. 27, 2007  
**COLORADO STATE** ..... 3  
**UTAH** ..... 27

FORT COLLINS, Colo. (AP) - Brian Johnson threw for 130 yards and two touchdowns and Ray Stowers ran for 123 yards and a touchdown to lead Utah past Colorado State 27-3 on Saturday.

The Utes (6-3, 3-2 Mountain West Conference) scored on four offensive possessions in the first half.

Johnson marched Utah down the field on the game's opening possession, connecting with running back Darryl Poston on a 15-yard touchdown pass to cap an 11-play, 80-yard drive.

The Rams (1-7, 1-4) countered with a field goal on the following drive after being stopped on three consecutive plays inside the Utah 10.

Utah held them out of field goal range the rest of the game and finished with six sacks.

The Utes scored on their next three possessions, including another touchdown pass by Johnson. This time the junior quarterback found wide receiver Brian Hernandez open near the sideline for the 4-yard score.

Running back Gartrell Johnson III had 95 yards rushing for the Rams, but except for his 44-yard run that set up Jason Smith's field goal in the first quarter, he was otherwise neutralized.

Rams quarterback Caleb Hanie was replaced at the beginning of third quarter by Billy Farris. He returned in the fourth quarter, but was ineffective as he threw for 94 yards and an interception. His 13 interceptions are second most in the conference.

Darrell Mack ran for 151 yards for the Utes.

| SCORE BY QUARTERS | 1  | 2 | 3 | 4 |    |    |
|-------------------|----|---|---|---|----|----|
| COLORADO STATE    | 3  | 0 | 0 | 0 | -- | 3  |
| Utah              | 14 | 6 | 0 | 7 | -- | 27 |

#### SCORING SUMMARY

- 1st - UT- Stowers 15 pass from Johnson (Sakoda kick); 10:15  
 CSU- Smith 24 field goal; 6:09  
 UT- Hernandez 4 pass from Johnson (Sakoda kick); 1:43
- 2nd - UT- Sakoda 45 field goal; 10:36  
 UT- Sakoda 37 field goal; 4:13
- 4th - UT- Stowers 1 run (Sakoda kick); 3:11

| TEAM STATS              | CSU     | UTAH    |
|-------------------------|---------|---------|
| First Downs             | 16      | 24      |
| Rushes-Yards            | 34-131  | 49-322  |
| Passing Yards           | 140     | 130     |
| Passes (A-C-I)          | 28-16-1 | 22-14-1 |
| Total Offensive Plays   | 62      | 71      |
| Total Offense           | 271     | 452     |
| Fumbles-Lost            | 0-0     | 1-1     |
| Penalties-Yards         | 6-54    | 3-42    |
| Punts-Average           | 7-46.4  | 2-46.5  |
| Time of Possession      | 27:51   | 32:09   |
| Third-Down Conversions  | 2-13    | 6-12    |
| Fourth-Down Conversions | 0-2     | 0-0     |
| Sacks By-Yards          | 0-0     | 7-58    |

#### COLORADO STATE LEADERS

| RUSHING     | Att | Gain | Lost | Net | TD | Lg |
|-------------|-----|------|------|-----|----|----|
| Johnson III | 17  | 101  | 6    | 95  | 0  | 44 |
| Bell        | 5   | 47   | 0    | 47  | 0  | 22 |
| PASSING     | Att | Comp | Int  | Yds | TD | Lg |
| Hanie       | 18  | 12   | 1    | 94  | 0  | 27 |
| RECEIVING   | No  | Yds  | TD   | Lg  |    |    |
| Da. Morton  | 3   | 50   | 0    | 27  |    |    |
| Johnson III | 3   | 12   | 0    | 6   |    |    |

#### UTAH LEADERS

| RUSHING   | Att | Gain | Lost | Net | TD | Lg |
|-----------|-----|------|------|-----|----|----|
| Mack      | 20  | 151  | 0    | 151 | 0  | 20 |
| Stowers   | 11  | 123  | 0    | 123 | 1  | 45 |
| PASSING   | Att | Comp | Int  | Yds | TD | Lg |
| Johnson   | 21  | 14   | 1    | 130 | 2  | 24 |
| RECEIVING | No  | Yds  | TD   | Lg  |    |    |
| Wilson    | 5   | 66   | 0    | 24  |    |    |



Nov. 3, 2007  
**COLORADO STATE** ..... 16  
**BYU** ..... 35

PROVO, Utah (AP) -Max Hall passed for 355 yards and three touchdowns and Brigham Young won its 12th straight Mountain West Conference game by beating Colorado State 35-16 Saturday.

Harvey Unga ran for 51 yards and had 111 yards receiving for the Cougars (6-2, 4-0), who are trying to sweep through the MWC for a second straight season. Austin Collie had eight catches for 111 yards for BYU, including a 45-yard touchdown on a defensive breakdown by the Rams.

Hall was 13-for-17 in the first half and got 98 of BYU's 245 yards on two plays. Unga took a short pass 53 yards on BYU's first offensive play, leading to a 9-yard touchdown pass from Hall to Michael Reed.

After a 3-yard run by Manase Tonga put BYU up 14-3, the Cougars scored again on another short pass that turned into a big play. Collie got behind the defense and Colorado State's Zac Bryson had no chance when he leaped for Hall's pass, which landed safely in Collie's hands and Collie ran untouched for a 45-yard touchdown.

Colorado State got inside the BYU 10 three times in the first half, but got only Smith's 25-yard field goal in the second quarter out of the three chances. Smith was wide right on the opening drive, then at the end of the second quarter the Rams botched a fake field goal after getting inside the 10 again.

On the first play of the second half, Smith's kickoff went out of bounds and BYU got the ball at the 35. The Cougars drove the remaining 65 yards and scored on Unga's 3-yard run.

After Myers scored Colorado State's first touchdown, BYU answered with a 65-yard drive which Hall ended with a 5-yard touchdown pass to Joe Semanoff.

| SCORE BY QUARTERS | 1 | 2  | 3 | 4  |    |    |
|-------------------|---|----|---|----|----|----|
| COLORADO STATE    | 0 | 3  | 0 | 13 | -- | 16 |
| BYU               | 7 | 14 | 7 | 7  | -- | 35 |

#### SCORING SUMMARY

- 1st - BY- Reed 9 pass from Hall (Payne kick); 8:57
- 2nd - CSU- Smith 25 field goal; 14:02  
 BY- Tonga 3 run (Payne kick); 10:40  
 BY Collie 45 pass from Hall (Payne kick); 8:18
- 3rd - BY- Unga 3 run (Payne kick); 12:43
- 4th - CSU- Myers 3 run (Kaylor pass failed); 8:20  
 BY- Semanoff 5 pass from Hall (Payne kick); 5:44  
 CSU- Nadding 31 interception (Smith kick); 4:07

| TEAM STATS              | CSU     | BYU     |
|-------------------------|---------|---------|
| First Downs             | 20      | 21      |
| Rushes-Yards            | 43-150  | 38-106  |
| Passing Yards           | 161     | 355     |
| Passes (A-C-I)          | 35-18-1 | 31-22-1 |
| Total Offensive Plays   | 78      | 69      |
| Total Offense           | 311     | 461     |
| Fumbles-Lost            | 0-0     | 3-1     |
| Penalties-Yards         | 5-30    | 4-30    |
| Punts-Average           | 6-46.0  | 4-35.0  |
| Time of Possession      | 31:47   | 28:13   |
| Third-Down Conversions  | 8-18    | 4-11    |
| Fourth-Down Conversions | 1-2     | 1-1     |
| Sacks By-Yards          | 2-17    | 3-18    |


#### COLORADO STATE LEADERS

| RUSHING     | Att | Gain | Lost | Net | TD | Lg |
|-------------|-----|------|------|-----|----|----|
| Johnson III | 19  | 72   | 0    | 72  | 0  | 11 |
| Myers       | 6   | 37   | 0    | 37  | 1  | 11 |
| PASSING     | Att | Comp | Int  | Yds | TD | Lg |
| Hanie       | 34  | 18   | 1    | 161 | 0  | 33 |
| RECEIVING   | No  | Yds  | TD   | Lg  |    |    |
| Da. Morton  | 5   | 62   | 0    | 33  |    |    |
| Walker      | 4   | 26   | 0    | 10  |    |    |

#### UTAH LEADERS

| RUSHING   | Att | Gain | Lost | Net | TD | Lg |
|-----------|-----|------|------|-----|----|----|
| Unga      | 11  | 53   | 2    | 51  | 1  | 14 |
| Vakapuna  | 10  | 39   | 10   | 29  | 0  | 14 |
| PASSING   | Att | Comp | Int  | Yds | TD | Lg |
| Hall      | 30  | 22   | 1    | 355 | 3  | 53 |
| RECEIVING | No  | Yds  | TD   | Lg  |    |    |
| Collie    | 8   | 111  | 1    | 45  |    |    |

# Colorado State University



Nov. 10, 2007  
**COLORADO STATE**..... 23  
**NEW MEXICO**..... 26

ALBUQUERQUE, N.M. (AP) -- John Sullivan kicked four field goals, including a 43-yarder as time expired, to lift New Mexico to a thrilling 26-23 victory over Colorado State on Saturday.

The game-winner came after O.J. Swift returned a punt 18 yards to the Rams' 26, lunging for the final distance and leaving three seconds on the clock.

Sullivan and New Mexico's field goal unit trotted out, then celebrated along with 27,031 fans as the kick sailed through the uprights. The Lobos (7-3, 4-2 Mountain West) bounced back from a 37-0 loss at TCU last weekend.

Sullivan also made a career-long 46-yard field goal to put the Lobos up 23-17 midway through the third. That kick gave him the school single-season record, which now sits at 24 field goals.

Gartrell Johnson rushed for career highs with 172 yards on 31 attempts. His previous rushing best was 162 yards in a 48-23 win at UNLV on Oct. 20, which snapped Colorado State's 13-game losing streak.

Ferguson had 110 yards rushing on 20 carries while Donovan Porterie was 21-of-29 for 211 yards passing with two TDs.

Porterie threw for two TDs, including a 28-yard scoring play to Marcus Smith for a 10-0 lead in the first quarter and a 6-yard TD pass to tight end Chris Mark for a 17-7 lead late in the opening period.

Colorado State's Johnny Walker had a big day, logging a career-high 177 yards receiving and two scores. He hauled in a perfectly thrown pass from Hanie for a 64-yard TD play and later added a 31-yard TD pass from Hanie.

Hanie completed 13 of 19 for 221 yards and two touchdowns.

| SCORE BY QUARTERS | 1 | 2  | 3 | 4  |    |    |
|-------------------|---|----|---|----|----|----|
| COLORADO STATE    | 0 | 3  | 0 | 13 | -- | 16 |
| New Mexico        | 7 | 14 | 7 | 7  | -- | 35 |

### SCORING SUMMARY

- 1st- NM- Sullivan 34 field goal; 10:29
- NM- Smith 28 pass from Porterie (Sullivan kick); 5:11
- CSU- Walker 64 pass from Hanie (Smith kick); 4:17
- NM- Mark 6 pass from Porterie (Sullivan kick); :09
- 2nd- CSU- Smith 37 field goal; 5:52
- CSU- Walker 31 pass from Hanie (Sullivan kick); 1:08
- NM- Sullivan 39 field goal; :04
- 3rd- NM- Sullivan 46 field goal; 7:05
- 4th- CSU- Smith 23 field goal; 12:05
- CSU- Smith 32 field goal; 8:24
- NM- Sullivan 43 field goal; :00

| TEAM STATS              | CSU     | UNM     |
|-------------------------|---------|---------|
| First Downs             | 21      | 18      |
| Rushes-Yards            | 53-178  | 31-120  |
| Passing Yards           | 221     | 211     |
| Passes (A-C-I)          | 19-13-0 | 29-21-0 |
| Total Offensive Plays   | 72      | 60      |
| Total Offense           | 399     | 331     |
| Fumbles-Lost            | 0-0     | 1-1     |
| Penalties-Yards         | 6-55    | 5-39    |
| Punts-Average           | 4-43.0  | 5-41.4  |
| Time of Possession      | 33:19   | 26:41   |
| Third-Down Conversions  | 6-16    | 5-13    |
| Fourth-Down Conversions | 1-2     | 1-1     |
| Sacks By-Yards          | 3-9     | 5-43    |

### COLORADO STATE LEADERS

| RUSHING     | Att | Gain | Lost | Net | TD | Lg |
|-------------|-----|------|------|-----|----|----|
| Johnson III | 31  | 183  | 11   | 172 | 0  | 43 |
| PASSING     | Att | Comp | Int  | Yds | TD | Lg |
| Hanie       | 19  | 13   | 0    | 221 | 2  | 64 |
| RECEIVING   | No  | Yds  | TD   | Lg  |    |    |
| Walker      | 7   | 177  | 2    | 64  |    |    |

### NEW MEXICO LEADERS

| RUSHING   | Att | Gain | Lost | Net | TD | Lg |
|-----------|-----|------|------|-----|----|----|
| Ferguson  | 20  | 112  | 2    | 110 | 0  | 17 |
| PASSING   | Att | Comp | Int  | Yds | TD | Lg |
| Porterie  | 29  | 21   | 0    | 211 | 2  | 37 |
| RECEIVING | No  | Yds  | TD   | Lg  |    |    |
| Smith     | 9   | 83   | 1    | 28  |    |    |
| Brown     | 5   | 94   | 0    | 37  |    |    |



Nov. 17, 2007  
**COLORADO STATE**..... 42  
**GEORGIA SOUTHERN**..... 34

FORT COLLINS, Colo. (AP) -Gartrell Johnson ran for two touchdowns and caught a touchdown pass, leading Colorado State to a 42-34 victory over Georgia Southern Saturday.

Johnson finished with 136 yards on the ground. Caleb Hanie completed 13-of-16 passes for 244 yards and two touchdowns, and Damon Morton caught four passes for 100 yards and a score for Colorado State (2-9).

Quarterback Jayson Foster ran for 195 yards on 27 carries and scored three touchdowns for the Eagles. He also threw for 107 yards for Georgia Southern (7-4).

Johnson had 108 yards rushing and three touchdowns by halftime as Colorado State built a 28-3 lead. The Rams, who amassed 365 yards of total offense in the first two quarters, punted on their first possession and reached the end zone on their next four.

Georgia Southern appeared to be driving for a score on its initial drive, but Lamar Lewis fumbled and Erik Sandie recovered for Colorado State. The Rams turned around for a season-long 97-yard scoring drive capped by Johnson's 27-yard TD run with 2:36 left in the first quarter.

Foster had a 39-yard run to set up Georgia Southern's only points of the first half, a 35-yard field goal by Jesse Hartley.

Hanie found Luke Roberts alone in the end zone with five seconds left before halftime on a 21-yard TD pass.

Georgia Southern marched down the field on its first possession. Foster ran off tackle for a 33-yard TD run. The Rams responded with a 57-yard TD toss from Hanie to Morton.

Foster ran for a 12-yard TD run just before the end of the third quarter to get within 35-17.

| SCORE BY QUARTERS | 1 | 2  | 3  | 4  |    |    |
|-------------------|---|----|----|----|----|----|
| COLORADO STATE    | 7 | 21 | 7  | 7  | -- | 42 |
| Georgia Southern  | 0 | 3  | 14 | 17 | -- | 34 |

### SCORING SUMMARY

- 1st- CSU- Johnson III 27 run (Smith kick); 2:36
- 2nd- CSU- Johnson III 8 pass from Hanie (Smith kick); 8:25
- GSU- Hartley 35 field goal; 4:40
- CSU- Johnson III 7 run (Smith kick); 1:31
- CSU- Roberts 21 pass from Hanie (Smith kick); :05
- 3rd- GSU- Foster 33 run (Hartley kick); 11:30
- CSU- Morton 57 pass from Hanie (Smith kick); 8:30
- GSU- Foster 12 run (Hartley kick); 1:24
- 4th- CSU- Bell 3 run (Smith kick); 13:20
- GSU- Lewis 19 run (Hartley kick); 8:28
- GSU- Foster 19 run (Hartley kick); 3:36
- GSU- Hartley 35 field goal; 1:41

| TEAM STATS              | CSU     | GSU     |
|-------------------------|---------|---------|
| First Downs             | 22      | 28      |
| Rushes-Yards            | 43-263  | 60-349  |
| Passing Yards           | 244     | 160     |
| Passes (A-C-I)          | 16-13-0 | 22-14-0 |
| Total Offensive Plays   | 59      | 82      |
| Total Offense           | 507     | 509     |
| Fumbles-Lost            | 2-1     | 1-1     |
| Penalties-Yards         | 7-67    | 7-72    |
| Punts-Average           | 2-38    | 2-38.5  |
| Time of Possession      | 24:38   | 35:22   |
| Third-Down Conversions  | 7-11    | 6-15    |
| Fourth-Down Conversions | 1-1     | 3-4     |
| Sacks By-Yards          | 0-0     | 0-0     |

### COLORADO STATE LEADERS

| RUSHING     | Att | Gain | Lost | Net | TD | Lg |
|-------------|-----|------|------|-----|----|----|
| Johnson III | 19  | 142  | 6    | 136 | 2  | 27 |
| PASSING     | Att | Comp | Int  | Yds | TD | Lg |
| Hanie       | 16  | 13   | 0    | 244 | 3  | 57 |
| RECEIVING   | No  | Yds  | TD   | Lg  |    |    |
| Da. Morton  | 4   | 100  | 1    | 57  |    |    |

### GEORGIA SOUTHERN LEADERS

| RUSHING   | Att | Gain | Lost | Net | TD | Lg |
|-----------|-----|------|------|-----|----|----|
| Foster    | 27  | 197  | 2    | 195 | 3  | 39 |
| PASSING   | Att | Comp | Int  | Yds | TD | Lg |
| Foster    | 17  | 11   | 0    | 107 | 0  | 18 |
| RECEIVING | No  | Yds  | TD   | Lg  |    |    |
| Campbell  | 3   | 39   | 0    | 14  |    |    |

## 64 • Nick Allotta • OL

6-3 • 304 • Sr.-3VL • Pronunciation: uh-LOTT-ah

San Diego, Calif. (Rancho Bernardo)

**2007 (Senior):** Has started all 11 games, three at center and eight at guard... Spent much of fall camp as the first-team center, then started at right guard in season opener at Colorado (Sept. 1)...Replaced an injured Tim Walter (ankle) as the starting center in Weeks 2 and 3, losses vs. Cal (Sept. 8) and at Houston (Sept. 22), then returned to his right guard role at TCU (Sept. 29)...Against San Diego State (Oct. 6), screened two defenders to spring Kyle Bell on a key 7-yard run during a touchdown drive...Started again at center vs. Air Force (Oct. 13), as coaches tweaked the lineup, and helped Gartrell Johnson to 143 yards on the ground, then shifted back to guard at UNLV (Oct. 20) and assisted the Rams to 279 rushing yards...Helped Johnson to a career-best 172 rushing yards at New Mexico (Nov. 10)...Ushered Johnson to another 136 on the ground in win vs. Georgia Southern (Nov. 17), including a significant block on the back's second-quarter touchdown run. **2006 (Junior):** Started in 11 games at three different positions...Started at left guard vs. Utah, TCU and San Diego State...Started at center vs. BYU...Sat out game vs. New Mexico due to an injury...Started at right guard in the season opener vs. Weber State and at center in the next six games...Started at left guard vs. Utah...Named to *The Sporting News* preseason all-MWC team and to the preseason all-MWC third team by *Athlon*. **2005 (Sophomore):** Started in the team's last nine regular-season games at both center and guard...Played in all 12 games, including three as a reserve. **2004 (Freshman):** Played on the offensive line against Montana State, Wyoming and UNLV. **2003: Redshirted. High School:** Played for coach Ron Hamamoto at Rancho Bernardo High School...Two-time all-league selection...Named his team's offensive most valuable player in 2002...Named to the all-San Diego County all-star team and earned all-CIF honors...Also was named to the conference's all-academic team...Led team to 11-2 record and a berth in the 2002 state playoffs, where Rancho Bernardo was beaten in the second round of competition...Helped the team to CIF title game in 2001...Nationally ranked track competitor in the discus (171 feet, 10 inches) and shot put (56 feet, 1 inch)...Played basketball for the state's second-ranked team. **Personal:** Born March 20, 1985, in La Mesa, Calif...Son of Vincent Allotta and Marilyn Coleman...Has two brothers...Full name: Nicholas John Allotta.

## 70 • Marvin Arnold • OL

6-4 • 294 • Jr.-1VL

Carson, Calif. (El Camino JC)

**2007 (Junior):** Made his 2007 debut on CSU's final series vs. Air Force (Oct. 13)...Also played late in the win at UNLV (Oct. 20)...Prior to the season, applied for an extra season of eligibility to shift from senior to junior status. **2006 (Junior):** Started at left guard in the first four games before suffering a season-ending leg injury. **Junior College:** Was a starter on the offensive line at El Camino Junior College in Torrance, Calif. ... Recruited by Kentucky, Oregon, Kansas State and Louisiana-Lafayette... Two-time junior college all-conference selection (2004-05)...Helped El Camino to the state junior college playoffs.

## 34 • Kyle Bell • RB

6-2 • 232 • Jr.-2VL

Keenesburg, Colo. (Weld Central)

**2007 (Junior):** At the outset of the season, picked up where he left off at the end of '05, with a pair of 100-yard rushing efforts in Games 1-2, and 73 hard-earned yards in Week 3...Showed no signs of the injury in his first game back, at Colorado (Sept. 1), racking up 135 yards on a career-high 40 carries; capped an important third-quarter drive with a 13-yard TD run... Reached the century mark again vs. No. 10 Cal (Sept. 8), with 102 yards and two touchdowns on 26 attempts; punched in a 3-yard carry with 50 seconds left to pull CSU within one score in a valiant comeback attempt...

At Houston (Sept. 22), picked up 6 tough yards on a draw to set up a go-ahead field goal in the fourth quarter...Since shifting from a starter to a reserve prior to Game 6, in six games has averaged 4.8 yards per carry (55-266), with 30 yards vs. Air Force (Oct. 13), 68 significant yards in the win at UNLV (Oct. 20), five totes for 47 yards, including his longest run since the '05 Poinsettia Bowl, 22 yards vs. Utah (Oct. 27), 28 yards on five carries at BYU (Nov. 3), 37 yards at New Mexico (Nov. 10) and 56 on 12 carries and one TD vs. Georgia Southern (Nov. 17)...Prior to the move, in five games as a starter, averaged 3.4 yards per carry (115-395). **2006 (Red-shirt):** Missed entire season after tearing the ACL in his right knee four days prior to the opener...Named to the all-MWC first team by *Athlon* and *Lindy's*, and was named the MWC preseason Offensive Player of the Year by *Lindy's*...Named to *The Sporting News* preseason all-MWC team and was ranked as the No. 16 running back in the nation...Named to the preseason all-MWC team by *Blue Ribbon College Football Yearbook*. **2005 (Sophomore):** Rushed 22 times for 122 yards and scored one touchdown in Poinsettia Bowl vs. Navy...Named to the *ESPN The Magazine* Academic All-District First Team, and to the Academic All-America Second Team... Also earned academic all-conference honors...Finished the season with 1,288 yards, most in school history by a sophomore...was second in the Mountain West Conference and 22nd nationally in rushing with 107.6 yards per game...His season rushing total ranked fourth in school history, the 16th 1,000-yard rushing performance ever at CSU...Rushed 24 times for 91 yards and two TDs in CSU's win over UNLV...Went over 1,000 yards for the season with a 176-yard performance against San Diego State...Had 41 yards on 15 carries against TCU...Rushed 30 times for 95 yards and one touchdown against New Mexico...Carried a then-career-high 35 times, for 123 yards, vs. Wyoming...Rushed nine times for 36 yards at BYU... Ran for a game-high 140 yards on 25 carries, including a game-winning 49-yard score, against Utah...Posted a career-high 197 yards, on 32 carries, and scored three touchdowns against Air Force...Earned first career start and rushed for 183 yards on 33 carries against Nevada...Came off the bench to lead the team in rushing with 14 carries for 66 yards at Colorado. **2004 (Freshman):** Played in six games at running back...Carried the ball 15 times for 39 yards against UNLV...Ranked fourth on the team with 96 rushing yards on the season. **High School:** As a 2003 senior at Weld Central High School, became Colorado's all-time leading prep rusher with 8,248 yards in his career...Ranked 13th nationally in all-time rushing yards...Posted 2,733 yards on the ground in 2003 and was held below 200 yards just twice during his senior campaign...Named MVP of the North team in the Colorado All-State game, gaining 89 yards on 17 carries and scoring a touchdown...Four-time team MVP...Team captain...Named a four-time all-conference and all-state performer and was a state semifinalist for the Wendy's High School Heisman award...Ranked first in his class with a 4.15 grade-point average...Also competed in basketball, baseball and track and field...Head football coach was Matt Sloan. **Personal:** Born June 16, 1985, in Greeley, Colo. ...Son of David and Marie Bell...Has one sister...Full name: Kyle Edward Bell...Majoring in technical journalism.

### Bell's Career Rushing Statistics

| Year          | GP                        | No.        | Yds.         | TD        | LG        |
|---------------|---------------------------|------------|--------------|-----------|-----------|
| 2007          | 11                        | 170        | 661          | 4         | 22        |
| 2006          | (did not play -- injured) |            |              |           |           |
| 2005          | 12                        | 276        | 1,288        | 10        | 49        |
| 2004          | 6                         | 26         | 96           | 0         | 17        |
| <b>Totals</b> | <b>29</b>                 | <b>472</b> | <b>2,045</b> | <b>14</b> | <b>49</b> |

### Career Bests

Attempts: 40, at Colorado, 2007

Yards: 197, vs. Air Force, 2005

Touchdowns: 3, vs. Air Force, 2005

## 56 • Ricky Brewer • LB

6-2 • 316 • Fr.-RS

Denver, Colo. (Mullen)

**2007 (Freshman):** Instrumental in the Rams' defense, his top two tackle totals have come in CSU's two wins...Has started each of the last seven games, and played nearly every defensive series over the past eight contests, at strong-side linebacker...Since first coming off the bench in Game 4 to play an impact role on defense, has averaged 7.1 stops per game, second the team over that span...Enters the season finale with 57 tackles (28 solo), two for loss, ½ sack, one pass breakup and two forced fumbles...Parlayed a strong spring into the Mountain West media's choice as the conference preseason Freshman of the Year...Battled for the starting role at SLB during fall camp but actually began the regular season third on the depth chart...Unfazed despite the preseason hype, amazed coaches by how he mentally handled situation...Coaches had planned to play him vs. No. 10 Cal (Sept. 8), but a broken finger on his right hand during pregame warmups forced doctors to surgically repair the bone and cast the hand in the CSU locker room; he was available, but coaches opted to keep him sidelined...Instead, made his college debut, with a cast on his hand, in Game 3 at Houston (Sept. 22)...Then, at TCU (Sept. 29), saw extensive playing time from the game's first series, collecting his initial eight college tackles (four solo); also broke up a pass...Made his first career start, vs. San Diego State (Oct. 6); combined with Jeff Horinek to sack Kevin O'Connell on third-and-goal, forcing the Aztecs to settle for a third-quarter field goal...Led the team with nine tackles (four solo) in CSU's first win, at UNLV (Oct. 20)...At BYU (Nov. 3) contributed seven stops, including 1½ for loss...In home victory over Georgia Southern (Nov. 17), set a career high with 12 tackles (five solo) and forced an early fumble on his own 3-yard line; teammate Erik Sandie recovered, killing an ominous GSU drive, and the Rams drove 97 yards to take a 7-0 lead en route to a 28-3 halftime advantage. **2006:** Redshirted. **High School:** Named to the All-Colorado team by the *Denver Post* and the *Rocky Mountain News*...First-team all-state selection...Helped the Mustangs to the semifinals in the 2005 Class 5A state playoffs after MHS won the state title in 2004...Led the state with 156 tackles as a senior in 2005...Made 146 tackles as a junior...Four-year letterwinner and three-year starter...Named to all-league teams as a junior and senior...Second-team all-state as a senior.

### Brewer's Career Defensive Statistics

| Year | GP | UT | AT | Total | TFL  | QBS   | INT |
|------|----|----|----|-------|------|-------|-----|
| 2007 | 9  | 28 | 29 | 57    | 2-11 | 0.5-3 | 0   |

### Career Bests

Total Tackles: 12, vs. Georgia Southern, 2007  
Unassisted Tackles: 5, vs. Georgia Southern, 2007

## 10 • Zac Bryson • S

6-1 • 223 • Sr.-3VL

Reno, Nev. (Earl Wooster)

**2007 (Senior):** Initially regarded by CSU coaches as a momentum-changing player on coverage units, played primarily on special teams over the season's first two games before making important contributions in an injury-depleted secondary during the rest of the season...Returned a pair of squib kickoffs in opener at Colorado (Sept. 1)...Saw extensive playing time at Houston (Sept. 22) with Clint Kubiak sidelined, and notched seven tackles (two solo), including his first collegiate sack, dropping Blake Joseph for a 9-yard loss on third down to force a punt; also recorded his first career INT, picking off RB Anthony Alridge on a halfback option in the third quarter...Started at TCU (Sept. 29) in place of Kubiak and dropped QB Marcus Jackson to end a first-quarter drive, his second sack in as many games; later, his sure, third-down tackle forced a punt and kept CSU in the game with less than nine minutes left in regulation...Registered a career-high nine stops (six solo) vs. San Diego State (Oct. 6)...Injured his shoulder in a start vs. Air Force (Oct. 13), limiting his second-half playing time...Iced the Rams' first win with an electrifying 99-yard interception return in the

fourth quarter at UNLV (Oct. 20), sprinting down the left sideline for his first touchdown...At BYU (Nov. 3), combined with Ricky Brewer to throw RB Fui Vakapuna for a fourth-quarter loss, one of seven stops (two solo) on the afternoon...Saw limited snaps at New Mexico (Nov. 10) with a knee injury...Played in pain the following week in win vs. Georgia Southern (Nov. 17), with two stops and one tackle for loss in an injury-plagued secondary. **2006 (Junior):** Saw playing time in first 12 games and made first career start, vs. Utah, in 2006...Had four total tackles, vs. TCU...Recorded three total tackles after starting Utah contest...Made three total tackles vs. BYU...Initially established his career best, vs. New Mexico, with four total stops, including one tackle for loss. **2005 (Sophomore):** Played as a reserve in the secondary and on special teams...Credited with seven tackles, four unassisted...Had top game in tackles with two in Poinsettia Bowl vs. Navy. **2004 (Freshman):** Played in six games and recorded two unassisted tackles, both in CSU's win over UNLV. **High School:** Three-time letterwinner at Wooster High School in Reno, Nev., where he also played baseball... Played free safety, kicker and punter...Three-time all-league football honoree and earned all-state honors as a senior...Named his team's offensive MVP...Holds the school's single-season tackles record with 107...Coach was Tony Amintia...Set baseball career records in eight categories...Led his team to the 2002 state title. **Personal:** Born Aug. 20, 1984, in Reno, Nev. ...Nicknamed "Reno" by teammates...Son of Steve and Karen Bryson of Reno...Has one sister...Full name: Zac Paul Bryson.

### Bryson's Career Defensive Statistics

| Year          | GP        | UT        | AT        | Total     | TFL           | QBS         | INT      |
|---------------|-----------|-----------|-----------|-----------|---------------|-------------|----------|
| 2007          | 11        | 23        | 23        | 46        | 3.5-23.2      | 21          | 2        |
| 2006          | 12        | 9         | 8         | 17        | 1-4           | 0-0         | 0        |
| 2005          | 7         | 4         | 3         | 7         | 0-0           | 0-0         | 0        |
| 2004          | 6         | 2         | 0         | 2         | 0-0           | 0-0         | 0        |
| <b>Totals</b> | <b>36</b> | <b>38</b> | <b>34</b> | <b>72</b> | <b>4.5-27</b> | <b>2-21</b> | <b>2</b> |

### Career Bests

Total Tackles: 9, vs. San Diego State, 2007  
Unassisted Tackles: 6, vs. San Diego State, 2007  
Interceptions: 1, Twice

## 9 • John Clark • LB

6-3 • 225 • Jr.-JC

Hanford, Calif. (Fresno City College)

**2007 (Junior):** Joined Colorado State's program as a mid-year transfer in time for enrollment in the spring semester of 2007...Earned spot in two deep at WLB with impressive fall camp, and has played in nine games... At TCU (Sept. 29), received more than 50 snaps at WLB with starter Jake Pottorff sidelined (illness), and racked up his first six Division-I tackles (one solo); shrewdly recovered a backward lateral to kill a fourth-quarter TCU drive...Played defensively much of the middle two quarters at BYU (Nov. 3), posting four stops (one solo). **Junior College:** Played two seasons at Fresno (Calif.) City College, also known as the Rams...Named first-team all-conference linebacker both years, and first-team all-state as a sophomore, when the squad won its conference title and earned a berth in the Northern California championship...Also was recruited by Oregon, Oregon State, Washington, Washington State and Nevada. **High School:** Three-time football and four-time wrestling letterwinner at Hanford (Calif.) High School...named to all-league football team three times and was the conference defensive player of the year as a senior...High school coach was his father, John...Captain of both his football and wrestling teams each of his last two seasons...Finished with a 44-0 record in wrestling, but an injury prevented him from finishing state tournament. **Personal:** Born Aug. 21, 1986, in Hanford, Calif. ...Son of John and Patty Clark...Has two older sisters...Father, John, played offensive line at Fresno State and graduated from the school...Full name: John Forrest Clark.

## Clark's Career Defensive Statistics

| Year | GP | UT | AT | Total | TFL | QBS | INT |
|------|----|----|----|-------|-----|-----|-----|
| 2007 | 9  | 4  | 13 | 17    | 0-0 | 0-0 | 0   |

### Career Bests

Total Tackles: 6, at TCU, 2007  
Unassisted Tackles: 2, at BYU, 2007

## 55 • Curtis Cornelson • LB

6-1 • 235 • Jr.-JC • Pronunciation: corr-NELL-son  
Bakersfield, Calif. (Bakersfield JC)

**2007 (Junior):** The darkhorse in the most competitive fall position race, beat out two talented performers and started the first three games at SLB... Started his Division-I debut, at Colorado (Sept. 1), and posted five stops, one for loss, and a hurry; also broke up a pass...In home opener vs. No. 10 Cal (Sept. 8), recovered a fourth-quarter onside kick to set up a late touchdown in valiant CSU comeback effort; also contributed four tackles in 34-28 loss...Picked up three assisted defensive stops at BYU (Nov. 3). **Junior College:** A JC Gridwire first-team All-American at Bakersfield (Calif.) College...Western State Conference defensive player of the division...Twice named WSC first-team all-conference on defense...Earned Bakersfield football MVP honors and most inspirational defensive player in 2006...Holds the Bakersfield College linebacker record in both the 435-pound bench press and 330-pound power clean...Received Bakersfield's outstanding linebacker award in 2005 and helped lead the squad to the state semifinals in 2005. **High School:** Named co-defensive football player of the year in 2004 at Centennial High School in Bakersfield, Calif. ...A three-time Southwest Yosemite League all-league linebacker...Named CHS most outstanding defensive player in 2003...Helped lead Centennial to two valley championships and two league titles...A three-sport athlete and three-sport varsity letterwinner...Paced Centennial's track team to two valley championships...Named the school's most valuable track sprinter in 2004...Graduated as Centennial's record holder in both the 110-meter high hurdles and sprint medley relay...High school football coach was Bryan Nixon. **Personal:** Born June 19, 1987, in Bakersfield, Calif. ...Son of Chad and Joan Cornelson...Has one brother and two sisters...Full name: Curtis Allen Cornelson.

### Cornelson's Career Defensive Statistics

| Year | GP | UT | AT | Total | TFL | QBS | INT |
|------|----|----|----|-------|-----|-----|-----|
| 2007 | 10 | 9  | 12 | 21    | 0-0 | 0-0 | 0   |

### Career Bests

Total Tackles: 5, at Colorado, 2007  
Unassisted Tackles: 4, at Colorado, 2007

## 15 • Jake Galusha • S

5-10 • 200 • Jr.-1VL • Pronunciation: guh-LOOSH-ah  
Omaha, Neb. (New Mexico State)

**2007 (Junior):** Inspirational reserve safety in CSU secondary, had played in each of first nine games until injury sidelined him for Games 10 and 11...Made an emergency start at Houston (Sept. 22), with Clint Kubiak sidelined, and turned in a career-best seven solo tackles (eight overall)... Made plays on three straight downs early in the fourth quarter vs. San Diego State (Oct. 6), dropping Kevin O'Connell for his first career sack, then breaking up consecutive passes to force an Aztecs punt from the CSU 43-yard line...Sustained a slightly separated shoulder in a five-tackle effort (four solo), vs. Air Force (Oct. 13)...Still started following week and helped Rams to emotional first win, at UNLV (Oct. 20), posting seven stops (five solo), including an early tackle for loss; recovered a conventional CSU kickoff that hit a wall of wind, giving the Rams possession at their 48-yard line, and appeared to force a first-quarter fumble, before replay review overturned the call...Picked off a Brian Johnson pass vs. Utah (Oct. 27), on the first play after CSU had thrown an interception, late in the first half...At BYU (Nov. 3), blasted QB Max Hall from behind on a second-quarter sack, forcing a fumble recovered by DT Matt Rupp...Did

not play at New Mexico (Nov. 10) or vs. Georgia Southern (Nov. 17) due to injury. **2006 (Sophomore):** Saw playing time in all 12 games...Finished seventh on the team with 36 total tackles...Made first career start at Air Force and started the next three games...Recorded a career-high 11 tackles (six solo) vs. BYU...Notched five total tackles and one tackle for loss vs. New Mexico...Had a team-leading nine total stops vs. Wyoming... Recorded four total tackles, one tackle for loss, and one pass breakup vs. UNLV...Collected three total tackles and an interception vs. Fresno State. **2005:** Sat out after transferring from New Mexico State. **2004 (Freshman, New Mexico State):** Lettered in first season with the Aggies...Named to the honor roll. **High School:** At Millard North HS in Omaha, Neb., played running back and free safety for head coach Fred Petito...Two-time all-Metro and three-time all-district selection...Twice garnered all-state accolades and also earned all-state honorable mention honors...Named to the super-state squad twice and was an all-state and super-state captain... Helped Millard North to a Nebraska title in 2003...Also played baseball. **Personal:** Born Aug. 1, 1985, in Omaha, Neb...Son of Bill and Char Galusha...Has one sister...Full name: Jake W. Galusha.

### Galusha's Career Defensive Statistics

| Year          | GP        | UT        | AT        | Total     | TFL         | QBS         | INT      |
|---------------|-----------|-----------|-----------|-----------|-------------|-------------|----------|
| 2007          | 9         | 27        | 8         | 35        | 5-29        | 2-19        | 1        |
| 2006          | 12        | 24        | 12        | 36        | 3-6         | 0           | 1        |
| <b>Totals</b> | <b>21</b> | <b>51</b> | <b>20</b> | <b>71</b> | <b>8-35</b> | <b>2-19</b> | <b>2</b> |

### Career Bests

Total Tackles: 11, vs. BYU, 2006  
Unassisted Tackles: 7, at Houston, 2007  
Interceptions: 1, Twice

## 16 • Caleb Hanie • QB

6-2 • 236 • Sr.-3VL • Pronunciation: KAY-lebb HAY-nee  
Forney, Texas (Forney)

**2007 (Senior):** Enters as the No. 1-rated passer in the conference, and 22nd in the nation...Hasn't thrown an INT in 63 attempts, over his last 11-plus quarters; he streak covers his last 28 attempts at BYU, all 19 at New Mexico and all 16 vs. Georgia Southern...In Game 11, became only the sixth CSU passer to break 6,000 career yards, and surpassed No. 5 Anthony Hill (6,020, 1991-94) on the school's all-time list; Hanie (6,092, 2004-07) in his college swan song this week needs just 78 more to top No. 4 Bradlee Van Pelt (6,169, 2001-03)...With 37 career TD passes, needs one to break a three-way tie with Van Pelt and Hill for third on CSU's all-time list; Matt Newton (41, 1998-2000) and Moses Moreno (49, 1994-97) sit atop the chart...Three times this season (Games 1, 3, and 11), has thrown for three TDs, his career high...For the most part, has turned in a strong senior performance, and likely would be perceived as having a solid year if not for the Rams' record...Coaches consider him one of the most accurate deep passers they've seen...Also ranks second in the conference with 16 TD passes...Had thrown for a TD pass in seven straight games, every 2007 contest, until Utah snapped the streak (Oct. 27)...Unflappable leader of CSU offense, has engineered 43 scoring drives...Matched his career best with three TDs -- all to TE Kory Sperry -- in heartbreaking, 31-28 overtime loss at Colorado (Sept. 1)...Threw for career-high 301 yards vs. No. 10 Cal (Sept. 1)...Again matched the career-high with three TDs, at Houston (Sept. 22); used his size to muscle through the pile and convert a fourth-and-1 in the third quarter, then on the ensuing play hit a streaking Luke Roberts in stride down the left sideline for a 53-yard touchdown that put CSU up 24-10...In Cougars contest, also threw a perfect 37-yard TD toss to Dion Morton and a 21-yard TD screen to John Mosure...Started at TCU (Sept. 29) near his hometown and delivered a gutsy effort to keep CSU within range late in the game; found Damon Morton on a 54-yard touchdown strike early in the fourth quarter...In difficult loss vs. San Diego State (Oct. 6), again connected with Damon Morton for a 40-yard touchdown into the wind with just 2:29 to play, giving CSU a 20-17 lead, but the Rams couldn't hold the lead in a 24-20 decision; in that fourth quarter,

became only the ninth passer in school history to eclipse 5,000 career passing yards...Endured a career-most four interceptions, one of which was tipped at the line, in loss vs. Air Force (Oct. 13); did, however, extend his streak of games with a TD pass, with a 7-yard toss to Damon Morton that capped CSU's best drive of the day, a 13-play, 80-yard series...In extremely windy conditions at UNLV (Oct. 20), quietly guided the Rams to their first win, an emotional triumph, by completing 13 of 19 passes for 218 yards and one TD; did not throw an INT -- UNLV threw three -- and would've had another TD had the Rebels not stripped one of his receivers on a perfectly placed bomb early in the game...Later in UNLV contest, found Damon Morton for a 34-yard TD to give the Rams a commanding fourth-quarter lead...At BYU (Nov. 3), carried 10 times for 18 yards and six hard-earned first downs, prompting Head Coach Sonny Lubick to call him the toughest warrior on the field...In gut-wrenching loss at New Mexico (Nov. 10), connected on 13 of 19 passes for 221 yards, two long TDs and no interceptions; found Johnny Walker on a 64-yard bomb to put CSU on the board in the first quarter, then hit Walker again on a 31-yard TD late in the first half...Guided CSU on a pair of fourth-quarter field-goal drives in Lobos contest to knot the game at 23, before UNM kicked a last-second field goal to crush the Rams' spirits...Was masterful in victory over Georgia Southern (Nov. 17), completing 13 of 16 passes (81.3 percent) for 244 yards and three TDs...Engineered in Eagles contest six consecutive TD drives, the second of which ended when he stood in the face of multiple defenders and dumped a short screen to Gartrell Johnson, who found the end zone; he also ran 24 yards to set up a second-quarter score, and delivered an absolutely perfect pass to Damon Morton on a 57-yard touchdown...For the fourth game in his career, against GSU Hanie threw for three TDs, his career best.

**2006 (Junior):** Started all 12 games at quarterback...Completed 20 of 37 passes for 162 yards vs. San Diego State...Completed 14 of 23 passes for 138 yards and one touchdown vs. TCU...Completed 13 of 30 pass attempts for 186 yards and one touchdown vs. Utah...Completed 13 passes on 23 attempts for 125 yards vs. BYU...Completed a career-high 25 passes, on 40 attempts for 254 yards and two touchdowns, vs. New Mexico...Threw for 217 yards and completed 23 of a career-high 45 attempts vs. Wyoming...Had a season-high 282 yards and two touchdowns against Air Force; completed 23 passes on 28 attempts for 257 yards and one touchdown, and also had a rushing touchdown...Was 15-of-23 for 248 yards and a career-high three touchdowns vs. Fresno State...Was 14-of-25 for 113 yards and had 12 rushes for 32 yards vs. Nevada...Named the state player of the week by the National Football Foundation's Colorado Chapter for his effort vs. Colorado...Went 20-of-23 for 233 yards and a touchdown vs. Buffs...Started at quarterback in the season opener vs. Weber State, had 212 yards on 15-of-22 passing, and five rushes for 30 yards and a rushing touchdown.

**2005 (Sophomore):** Played as a reserve in Poinsettia Bowl vs. Navy; completed two of six passes for 50 yards...Appeared in four overall games in 2005, all as a reserve...Completed one pass for 30 yards and rushed for 23 yards at UNLV...Threw for 20 yards against Air Force...Came off the bench to throw for 151 yards and two touchdowns at Minnesota.

**2004 (Freshman):** Had 229 yards on 17-of-27 passing against Air Force...Completed 12 of 16 passes for 211 yards and two touchdowns while running for another score against UNLV...Threw for 190 yards and two touchdowns while running for another against Utah...Was 20-of-36 for a career-high 285 yards and two touchdowns against New Mexico...Replacing an injured Justin Holland, made his first career start, against Wyoming, and completed 11-of-22 for 167 yards...Came in against San Diego State and was 12-of-19 passing for 115 yards and a touchdown.

**High School:** Threw 28 touchdown passes with only three interceptions in his senior year at Forney (Texas) High School...A first-team all-district selection, also garnered the district's offensive most valuable player...Was all-state honorable mention as a senior...Participated in the Coca-Cola All-Star game, where he threw for 169 yards and two touchdowns...Threw for more than 1,500 yards, completing more than 60 percent of his passes, as a senior...Took his team to the Division 3A semifinals in 2003 after a regional appearance in 2002...Head

football coach was Kevin Rush. **Personal:** Born Sept. 11, 1985, in Dallas, Texas...Son of Robert and Karen Hanie of Forney...has three sisters...Caleb and his wife, Andrea, were married in July of 2006...Full name: Caleb Jeffrey Hanie...Majoring in history.

## Hanie's Career Passing Statistics

| Year          | GP        | Att.       | Cmp.       | Int.      | Yds.         | TD        | LG        |
|---------------|-----------|------------|------------|-----------|--------------|-----------|-----------|
| 2007          | 11        | 271        | 172        | 14        | 2,210        | 16        | 70        |
| 2006          | 12        | 342        | 209        | 12        | 2,427        | 11        | 83        |
| 2005          | 4         | 29         | 13         | 0         | 251          | 2         | 54        |
| 2004          | 7         | 147        | 85         | 7         | 1,204        | 8         | 42        |
| <b>Totals</b> | <b>34</b> | <b>789</b> | <b>479</b> | <b>33</b> | <b>6,092</b> | <b>37</b> | <b>83</b> |

## Career Bests

Attempts: 45, at Wyoming, 2006

Completions: 25, vs. New Mexico, 2006

Touchdowns: 3, Four times, last vs. Georgia Southern, 2007

Passing Yards: 301, vs. Cal, 2007

## 27 • George Hill • WR

5-11 • 184 • Sr.-3VL

Corona, Calif. (Corona)

**2007 (Senior):** Reserve receiver owns 12 grabs for 127 yards (10.6 avg.) and has returned 11 kickoffs for 218 yards (19.8 avg.)...Tied a career high with three catches in dramatic loss vs. No. 10 Cal (Sept. 8), including a stirring 44-yard grab in the fourth quarter, setting up a late TD that pulled CSU to within one score in a 34-28 loss; with that reception, surpassed his career's highest single-game total (36 yards as a freshman), and compiled a new single-game personal best, 76 yards...Caught a pair of passes in emotional first win, at UNLV (Oct. 20)...Returned three kickoffs and caught a pass at New Mexico (Nov. 10).

**2006 (Junior):** Played in final 11 games after sitting out season opener vs. Weber State due to injury...Made two receptions for zero yards vs. San Diego State...Made two receptions for 4 yards vs. Utah...Made one catch for 7 yards vs. BYU...Made two catches for 8 yards vs. New Mexico...Made two catches for 19 yards vs. UNLV...Had one kickoff return for 32 yards and made one catch for 8 yards vs. Nevada...Made one catch for 6 yards vs. Colorado...Named to the pre-season all-MWC second team by Athlon Sports.

**2005 (Sophomore):** Played as a reserve in the Poinsettia Bowl, returning six kickoffs against Navy...Finished the season with 12 receptions for 118 yards and one touchdown...Snagged one catch for 13 yards at UNLV...Made two catches and returned two kickoffs, one for 42 yards, at TCU...Had two catches for 9 yards and returned two kickoffs at New Mexico...Made one catch for 17 yards against Wyoming...Had three catches for 24 yards against BYU...Had one kick return for 20 yards and one rush for 4 yards against Utah...Had his first career receiving touchdown, a 23-yard catch and run, against Nevada...Returned 10 kickoffs for 208 yards, including a career-best 48-yard return vs. Minnesota...Hauled in one catch for 33 yards and returned two kicks for 46 yards at Colorado.

**2004 (Freshman):** Made three receptions, including a 31-yard catch and run against Montana State...Had one rush and one reception against Colorado.

**2003:** Redshirted.

**High School:** A two-time all-conference performer at Corona (Calif.) High School...Named the league's most outstanding receiver as a senior and was named the conference's top defensive back...Twice named the team's most valuable player, as a junior and senior...Earned three varsity letters in football, one in basketball...Named to all-league teams as a junior and senior...Also named all-region as a senior...Led his team in receptions as a senior...Helped Corona to 12-3 record and a state playoff berth in 2002, when the school advanced to the second round of the playoffs...Rushed for 762 yards and 14 touchdowns...Gained 2,855 combined yards rushing over his sophomore and junior campaigns, with 28 touchdowns...Named to all-county team as a senior...Was his team's offensive MVP as a sophomore and junior...Also recruited by Oregon, Arizona State and Miami...Has a vertical jump measured at 41 inches...Runs the 40-yard dash in 4.4, and squat presses 275 pounds.

**Personal:** Born Feb. 28, 1985, in Anaheim,

Calif. ...Son of Joshly Hunter...Has one brother...Full name: George Vincent Hill...Majoring in speech communication.

## G.Hill's Career Receiving Statistics

| Year          | GP        | No.       | Yds.       | TD       | LG        |
|---------------|-----------|-----------|------------|----------|-----------|
| 2007          | 11        | 12        | 127        | 0        | 44        |
| 2006          | 11        | 12        | 47         | 0        | 12        |
| 2005          | 12        | 12        | 118        | 1        | 33        |
| 2004          | 9         | 5         | 36         | 0        | 31        |
| <b>Totals</b> | <b>43</b> | <b>41</b> | <b>328</b> | <b>1</b> | <b>44</b> |

## Career Bests

Receptions: 3, Three times

Yards: 76, vs. Cal, 2007

## 91 • Tommie Hill • DE

6-6 • 225 • Jr.-2VL

Englewood, Colo. (Arapahoe)

**2007 (Junior):** Capitalized on Bob Vomhof's preseason knee injury, capturing the starting role at defensive end in fall camp...His career-best 5½ sacks are the most by a Rams defender since Bryan Save had seven in 2003...With 45 tackles (25 solo), easily has established a single-season high, topping his 23 from 2006...Also has 5½ sacks to lead the team, to go along with six tackles for loss, two pass breakups, one fumble recovery and two forced fumbles...In season opener at Colorado (Sept. 1), notched four tackles (three solo), with one hurry and one pass broken up...One week later, in Week 2 vs. Cal (Sept. 8), posted five stops (three solo), including his sixth career sack...At Houston (Sept. 22), combined with Mike Pagnotta to end a late first-half drive at CSU's 16-yard line; also recovered a fumble that killed another first-half drive...At TCU (Sept. 29), tipped away a pass to force a punt late in the third quarter...Against San Diego State (Oct. 6), posted 1½ sacks; on one of the sacks, forced a Kevin O'Connell fumble (recovered by O'Connell) that pinned the Aztecs at their own 4-yard line, after which the Rams used a short field to take their first lead...Registered five tackles (three solo) vs. Air Force (Oct. 13)...In CSU's emotional first victory, at UNLV (Oct. 20), helped to end a pair of second-half drives, sacking Omar Clayton on third down and hurrying the QB into an incomple...Did not start at BYU (Nov. 3), but notched five assisted tackles, including ½ tackle for loss on a first-and-goal in the second quarter...With two sacks at New Mexico (Nov. 10), reached a pair of career bests: single-game (two) and single-season (5½) sacks; and by tying for the team lead with six tackles, tied another single-game career high (also had six stops at Air Force in 2006)...Sacked UNM's Donovan Porterie in the first quarter to keep the Lobos out of the end zone and force a FG attempt, then ended a second-quarter drive with another third-down sack, forcing a punt...In win vs. Georgia Southern (Nov. 17), knocked down a pass on the Eagles' final drive as the Rams held off a late rally. **2006 (Sophomore):** Saw playing time in all 12 games, starting four...Started vs. San Diego State and recorded one tackle and one pass break-up...Started vs. TCU and recorded a career-high six total tackles along with a sack, a forced fumble and fumble recovery...Started vs. Wyoming and recorded four total stops, two tackles for loss and one sack...Made three tackles in loss to Air Force...Received first career start, vs. UNLV, and had two unassisted tackles...Had one unassisted tackle vs. Fresno State...Had two tackles vs. Nevada...Had two tackles, including one quarterback sack, against Weber State. **2005 (Freshman):** Played as a reserve against Navy in Poinsettia Bowl...Finished the season with 13 tackles, three for 16 yards lost...Also made two sacks on the season...Had one sack at TCU...Tied his career high with three tackles, including a 9-yard sack, and forced a fumble against Wyoming...Posted three tackles at BYU...Saw playing time in each of CSU's first five games...Named preseason second-team redshirt freshman All-America by *College Football News*. **2004:** Redshirted. **High School:** At Arapahoe High School in Arvada, Colo., was a two-time all-conference and all-state performer...Also played on the AHS basketball, lacrosse and track teams...Turned down a delayed offer from Nebraska and drew interest from Colorado,

Kansas State, Michigan State, Utah and Wyoming...Ranked as the No. 27 weak-side defensive end in the country by Rivals.com...Injuries kept him from four games during his senior campaign...Posted 13 tackles in Arapahoe's 7-6 win over Class 5A champion Ponderosa...Head football coach was Mike Campbell. **Personal:** Born Nov. 28, 1985, in San Diego, Calif. ... Son of Tommie and Brandy Hill...Has four brothers and two sisters...Full name: Tommie Lee Hill III...Majoring in history.

## T.Hill's Career Defensive Statistics

| Year          | GP        | UT        | AT        | Total     | TFL            | QBS          | INT      |
|---------------|-----------|-----------|-----------|-----------|----------------|--------------|----------|
| 2007          | 11        | 25        | 20        | 45        | 5.5-38         | 6-40         | 0        |
| 2006          | 12        | 9         | 14        | 23        | 5-18           | 3-16         | 0        |
| 2005          | 12        | 6         | 7         | 13        | 3-16           | 2-14         | 0        |
| <b>Totals</b> | <b>35</b> | <b>40</b> | <b>41</b> | <b>81</b> | <b>13.5-72</b> | <b>11-70</b> | <b>0</b> |

## Career Bests

Total Tackles: 6, Twice

Unassisted Tackles: 4, at New Mexico, 2007

## 51 • Jeff Horinek • LB

6-3 • 238 • Jr.-2VL • Pronunciation: herr-INN-ik

Atwood, Kan. (Atwood)

**2007 (Junior):** His 93 total tackles this season are the most by a Rams player in four years, since Eric Pauly (121), David Vickers (116) and Drew Wood (112) in 2003...Consistent catalyst in Rams defense, has started 25 straight games...Ranks seventh in the MWC with a team-leading 8.5 tackles per game (93 total, 49 solo)...Also has 4½ stops for loss and ½ sack to go along with three passes broken up...With a 3.90 grade-point average as a health and exercise science major, earned academic all-district recognition from CoSIDA/ESPN *The Magazine*, qualifying him for Academic All-America honors...Posted seven stops (four solo), one pass breakup and one hurry in season-opening overtime loss at Colorado (Sept. 1)...Added six tackles (two solo) and another pass broken up in 34-28 loss to No. 10 Cal (Sept. 8)...At Houston (Sept. 22), contributed 11 tackles (three solo)...At TCU (Sept. 29), surpassed the career-best established one week earlier, with 13 stops, including a career-high nine solo tackles -- his most in two years...In the second half vs. San Diego State (Oct. 6), combined with Ricky Brewer to sack Kevin O'Connell, causing a red-zone fumble (recovered by the Aztecs) that forced a field goal and prevented CSU from losing the lead...In home loss to Air Force (Oct. 13), contributed another 10 stops (five solo), including ½ tackle for loss in the fourth quarter on a drive that ended in a Rams defensive touchdown...In CSU's emotional first win at UNLV (Oct. 20), his blitz pressure flushed QB Omar Clayton into the arms of DE Tommie Hill to end an ominous second-half series that prevented the Rebels from getting back into the game...Equaled his career high with a game-leading 13 total tackles, including a personal-best 10 solo stops, vs. Utah (Oct. 27)...At New Mexico (Nov. 10), broke up a pass with a perfectly timed stick on RB Roland Bruno, stalled a second-quarter drive by rolling Paul Baker out of bounds for a 2-yard loss to force a punt, then combined with Nathan Pauly to stop Baker and force another punt on a late third-down reception in a 23-23 game (the Lobos would kick a crushing, last-second FG)...In win vs. Georgia Southern (Nov. 17), recorded career bests in both total tackles (14) and solo stops (11); led the game in tackles, most of which stopped Georgia Southern's do-everything quarterback Jayson Foster, a Walter Payton Award finalist...Tackled Foster seven times, four in the fourth quarter as CSU held off a feverish Eagles rally. **2006 (Sophomore):** Started at linebacker in all 12 games...Finished fourth on the team with 69 total tackles...Tied for second on the team with six total tackles vs. San Diego State, and added half a sack in the game...Recorded six total tackles vs. TCU...Finished tied for third on the team with seven total tackles vs. BYU...Was third on the team with six total stops, including one tackle for loss and one fumble recovery, vs. New Mexico...Ranked third on the team with 10 tackles, including one for loss, at Air Force...Had his first career interception and returned it 14 yards for a touchdown, along with four total stops, vs. UNLV...Tied for team honors with eight tackles, in-

cluding a sack, vs. Colorado. **2005 (Freshman):** Started the Poinsettia Bowl against Navy...Finished the season fifth on the team with 61 tackles, 29 unassisted...Named to the academic all-conference team...Made five tackles for loss, for 10 yards, on the season...Had four tackles, two for loss, and broke up a pass at UNLV...Corralled seven ball carriers against San Diego State...Made six stops, including one for loss, at TCU...Posted two stops at New Mexico...Credited with five stops at BYU...Made six tackles against Utah...Led the team with nine stops, including one tackle for loss, against Air Force...Was second on the team with eight tackles against Nevada...Made four stops at Minnesota...Ranked third on the team with seven take-downs in his first career start, at Colorado. **2004: Redshirted. High School:** Lettered four times each in football, wrestling and track at Atwood (Kan.) High School...Was all-conference, all-area and all-state in both his junior and senior seasons, and was a state champion in wrestling...Competed in the state track meet in the shot put, and holds the state and school record in the discus (186-4)...Earned his team's defensive MVP award twice and was the offensive MVP in 2002...Holds his school's record for most takedowns in wrestling and had a 3.8 grade-point average...Head football coach was Dan Lankas. **Personal:** Born Sept. 21, 1985, in Atwood, Kan. ...Son of Bernie and Marilyn Horinek...Has three brothers and one sister...His brother, Deone, was an all-conference punter for Colorado State in 1998 and '99... Full name: Jeffrey L. Horinek...Majoring in health and exercise science.

#### Horinek's Career Defensive Statistics

| Year          | GP        | UT         | AT         | Total      | TFL            | QBS           | INT      |
|---------------|-----------|------------|------------|------------|----------------|---------------|----------|
| 2007          | 11        | 46         | 47         | 93         | 4.5-11         | 0.5-3         | 0        |
| 2006          | 12        | 27         | 42         | 69         | 6-23           | 2-17          | 1        |
| 2005          | 12        | 29         | 32         | 61         | 5-10           | 0-0           | 0        |
| <b>Totals</b> | <b>35</b> | <b>102</b> | <b>121</b> | <b>223</b> | <b>15.5-44</b> | <b>2.5-20</b> | <b>1</b> |

#### Career Bests

Total Tackles: 14, vs. Georgia Southern, 2007

Unassisted Tackles: 11, vs. Georgia Southern, 2007

## 5 • Gartrell Johnson III • RB

6-0 • 230 • Jr.-2VL • Pronunciation: gar-TRELL

Miami Springs, Fla. (Miami Springs)

**2007 (Junior):** Regarded by coaches even before he became a starter as the inspirational leader of the offense and one of the toughest and most humble players on the team...Nicknamed "The Predator" by mtn. play-by-play announcer James Bates...A powerful dual threat as both a halfback and fullback, has 854 yards on 156 carries (5.5 avg.) in 11 games...Despite not starting over the season's first five games, ranks seventh in the MWC with 77.6 yards per game...Has averaged 130.0 yards per contest as a starter (current conference leader Chad Hall averages 117.9 per game)... Since coaches named him the starting RB prior to Game 6, has 780 yards on 136 carries (5.7 avg.) and five TDs in six contests...Has four carries of at least 34 yards, each since coaches moved him into the starting lineup: 34 in Game 6, 45 in Game 7, 44 in Game 8, and 43 in Game 10...Earned MWC Offensive Player of the Week honors for his stirring performance in Game 7, guiding CSU to its first win...Had one reception, for 2 yards, in season opener at Colorado (Sept. 1)...At TCU (Sept. 29), started at fullback and caught a 10-yard pass...A fixture in the game plan vs. San Diego State (Oct. 6), started at fullback and garnered 43 yards on 10 carries, including an 11-yard fourth-quarter burst...A bright spot in CSU's home loss to Air Force (Oct. 13), made his first start at tailback since the 2006 finale and turned in career highs in both carries (25) and yards (143 -- his first 100-yard day), averaging 5.7 per tote; on the Rams' first-quarter scoring drive, carried seven times for 30 yards, capping the march with his first touchdown since Nov. 11, 2006, at Utah...Late in third quarter of Falcons contest, set up a Rams TD with a 34-yard run, longest by a CSU back since Nnamdi Ohaeri's 35-yarder, Sept. 2, 2006, vs. Weber State...Captured MWC Offensive Player of the Week honors after the game of his life, at UNLV (Oct. 20); led CSU to an emotional first win with a then-career-best 162 yards on 25 carries (6.5 avg.) and two TDs...En route to 130 first-half yards, put the

Rams on the board in the first quarter of Rebels contest with a career-long, 45-yard run; the gallop marked CSU's longest run from scrimmage since Kyle Bell's 49-yard burst vs. Utah, Oct. 8, 2005; then, on a second-quarter drive, passionately carried eight times for 50 yards, capping the series with a 4-yard TD plunge...In home loss to Utah (Oct. 27), just missed a third straight 100-yard game, finishing with 95 on 17 carries; set up CSU's only points with 60 yards on six carries, including a 44-yard blast, during the Rams' game-opening field goal drive...In heart-shredding loss at New Mexico (Nov. 10), registered his third career 100-yard rushing game, and third since entering the starting lineup just four games earlier; also established his career high in rushing yards (172) for the third time in 2007, and easily eclipsed his career high in carries with 31...In win vs. Georgia Southern (Nov. 17), registered his fourth 100-yard rushing effort over a six-game span, and scored twice on the ground and once on a reception; late in first half, lined up at fullback from the 7-yard line and took a handoff into the gut of the line, driving the pile at least 4 yards before crashing into the end zone. **2006 (Sophomore):** Started at running back in seven of the Rams' 12 games...Rushed seven times for 19 yards, and added one reception for 13 yards, vs. San Diego State...Made three receptions for 20 yards vs. TCU...Rushed three times for 7 yards and a touchdown vs. Utah...Recorded 26 yards rushing on nine carries, and caught one pass for 8 yards, vs. Wyoming...Had a career-best 75 yards, on 16 carries, at Air Force...Recorded 57 rushing yards on 15 carries and added a touchdown vs. UNLV...Collected 55 rushing yards on 24 carries, and added a touchdown vs. Fresno State...Saw playing time vs. Nevada and had one rush of 10 yards...Recorded 18 rushes, 38 yards and three touchdowns against Weber State. **2005 (Freshman):** Played as a reserve in Poinsettia Bowl vs. Navy...Rushed seven times for 20 yards against Nevada...Carried four times for 6 yards vs. Minnesota. **2004 (True Freshman):** Redshirted after sustaining an injury early in the season...Rushed two times for 12 yards against Minnesota. **High School:** Was the leading rusher in Dade County with 1,649 yards as a senior at Miami Springs (Fla.) High School...Earned all-state and all-conference honors, as well as team MVP...Holds the MSHS single-season rushing mark...Scored 18 touchdowns as a senior... Earned his team's leadership award and was the Miami Springs player of the year...Head football coach was Gil Lora. **Personal:** Born June 21, 1986, in Miami, Fla...Son of Angela Shavers...Has one brother and one sister... Full name: Gartrell Godfrey Johnson III.

#### G.Johnson's Career Rushing Statistics

| Year          | GP        | No.        | Yds.        | TD        | LG        |
|---------------|-----------|------------|-------------|-----------|-----------|
| 2007          | 11        | 156        | 854         | 5         | 45        |
| 2006          | 12        | 109        | 305         | 6         | 15        |
| 2005          | 5         | 11         | 29          | 0         | 7         |
| 2004          | 2         | 2          | 12          | 0         | 5         |
| <b>Totals</b> | <b>30</b> | <b>278</b> | <b>1200</b> | <b>11</b> | <b>45</b> |

#### Career Bests

Rushing Attempts: 31, at New Mexico, 2007

Rushing Yards: 172, at New Mexico, 2007

Touchdowns: 3, vs. Weber State, 2006

## 3 • Michael Johnson • DB

5-10 • 205 • Fr.-RS

Weston, Fla. (Cypress Bay)

**2007 (Freshman):** Has played a special teams role in seven of the first 11 games. **2006:** Redshirted. **High School:** Played in the secondary three seasons at Cypress Bay High School in Weston, Fla. ...Credited with 85 tackles as a senior...Helped his team to an 8-1 record and berth in the state playoffs...Was a three-time letterwinner and starter...Played as a freshman at Pace (Fla.) High School...Played in the Dade County vs. Broward County All-Star Game.

## 30 • Steve Juedes • DB

6-0 • 206 • Jr.-1VL • Pronunciation: JOODS

Allenspark, Colo. (Fairview)

**2007 (Junior):** Entered the year as a walk-on special teams kamikaze, then gradually worked his way into the injury-depleted safety rotation...Has recorded 25 stops (16 solo)...Forced a Byron Ellis fumble on the season's opening kickoff, at Colorado (Sept. 1), but the Buffs recovered...Saw extensive playing time at Houston (Sept. 22), with starter Klint Kubiak sidelined...At TCU (Sept. 29), delivered a resounding hit on a first-quarter kickoff return, one of two stops on the day...At home vs. Air Force (Oct. 13), played on several second-half series with Zac Bryson and Jake Galusha sidelined, and turned in three tackles (all solo)...Matched that total a week later, making his first career start in CSU's emotional first victory, at UNLV (Oct. 20)...At New Mexico (Nov. 10), played 97 snaps on defense and special teams, replaced an injured Bryson, made his second start and had five tackles; nearly picked off his first collegiate pass and may have corralled the ball if not for the cast on his hand (he played with a broken wrist and multiple fractured fingers)...Started and registered career highs in both total tackles (eight) and solo stops (five) before sustaining a knee injury late in the win over Georgia Southern (Nov. 17). **2006 (Sophomore):** Saw action in 10 games for the Rams, recording six tackles (four solo). **2005 (Freshman):** Did not play; member of CSU scout teams. **2004:** Sat out after transferring from Nebraska-Kearney. **2003:** Redshirted in his first collegiate season, at Nebraska-Kearney. **High School:** Received all-league and all-city honors...Helped lead Fairview High School (Boulder, Colo.) to four city and league championships, and two state championship berths...A four-time varsity letterwinner...High school football coach was Tom McCartney. **Personal:** Born Dec. 27, 1984, in Kansas...son of Steve and Nancy Juedes...Has two sisters...Full name: Steve C. Juedes...Majoring in economics.

### Juedes' Career Defensive Statistics

| Year          | GP        | UT        | AT        | Total     | TFL        | QBS        | INT      |
|---------------|-----------|-----------|-----------|-----------|------------|------------|----------|
| 2007          | 11        | 16        | 9         | 25        | 0-0        | 0-0        | 0        |
| 2006          | 10        | 4         | 2         | 6         | 0-0        | 0-0        | 0        |
| <b>Totals</b> | <b>21</b> | <b>20</b> | <b>11</b> | <b>31</b> | <b>0-0</b> | <b>0-0</b> | <b>0</b> |

### Career Bests

Total Tackles: 8, vs. Georgia Southern, 2007

Unassisted Tackles: 5, vs. Georgia Southern, 2007

## 88 • Chris Kawulok • TE

6-3 • 244 • Jr.-2VL • Pronunciation: kuh-WALL-ik

Boulder, Colo. (Monarch)

**2007 (Junior):** Played in the season's first two games as a reserve tight end, then started Games 3-5 after Kory Sperry's season-ending knee injury; also started Game 11 after the team moved Mark Starr to tackle...In 34-28 loss vs. No. 10 Cal (Sept. 8), recorded his first career catch, a 15-yard reception on third-and-12; two plays later, the Rams scored a touchdown in a valiant fourth-quarter comeback attempt...Snagged a 3-yard pass at TCU (Sept. 29), and an 8-yard catch at UNLV (Oct. 20)...Returned to the starting lineup for win vs. Georgia Southern (Nov. 17) and caught one pass for 7 yards. **2006 (Sophomore):** Saw playing time in all 12 contests...Started at tight end in the season's first six games, as well as against New Mexico, Utah, TCU and San Diego State. **2005 (Freshman):** Played as a reserve tight end. **2004:** Redshirted. **High School:** Was an all-state and first-team all-conference honoree at Monarch High School in Louisville, Colo. ... Played linebacker, tight end and defensive end...Three-year letterwinner in both football and basketball...Turned down offers from Utah, San Diego State and Wyoming...SuperPrep.com ranked him the 42nd-best recruit in the midlands...Held a 3.4 grade-point average...Helped MHS to the 2002 state championship...Head football coach was Phil Bravo. **Personal:** Born Dec. 28, 1985, in Boulder, Colo. ...Son of Ted and Kim Kawulok...Has three brothers and one sister...Full name: Chris Jakob Kawulok...Majoring in construction management.

### Kawulok's Career Receiving Statistics

| Year          | GP        | No.      | Yds.      | TD       | LG        |
|---------------|-----------|----------|-----------|----------|-----------|
| 2007          | 11        | 4        | 33        | 0        | 15        |
| 2006          | 12        | 0        | 0         | 0        | 0         |
| 2005          | 10        | 0        | 0         | 0        | 0         |
| <b>Totals</b> | <b>33</b> | <b>4</b> | <b>33</b> | <b>0</b> | <b>15</b> |

### Career Bests

Receptions: 1, Four Times

Yards: 15, vs. Cal, 2007

## 8 • Jimmie Kaylor • P

6-3 • 198 • Sr.-3VL

Northglenn, Colo. (Northglenn)

**2007 (Senior):** Over his last seven games is averaging 45.7 yards per punt (26-1,187), with 11 inside the 20...Held a spot on the Ray Guy Award watch list until the committee narrowed the list to 10 finalists in early November...Was the MWC's only punter without a touchback entering Game 5...Now has just six touchbacks over his last 13 games, dating to 2006... Also has started an opponent inside the 20 at least once in 11 of the last 12 games he has punted...Averaging 43.4 yards -- fourth in the conference and 17th in the nation -- on 47 punts, including 18 inside the 20...In season opener at Colorado (Sept. 1), with CSU protecting a 28-17, third-quarter lead, boomed a 53-yarder to the Buffs' 15, and Joey Rucks dropped the CU returner for a 1-yard loss; had four punts for a 41.5 average on the day...In the first quarter vs. No. 10 Cal (Sept. 8), pinned the Bears at their own 2 with a 50-yard punt; CSU then forced a Cal punt and used the field position to score the day's first points, a Kyle Bell TD...At Houston (Sept. 22), averaged 43.6 yards on seven punts, including three inside the 20...In Cougars contest, boomed a 57-yard punt that CSU downed at the 13-yard line; the Rams nearly scored a safety on the ensuing UH possession...At TCU (Sept. 29), dropped another two punts inside the 20...Registered a solid gross average (46.4 on five punts) vs. San Diego State (Oct. 6), including a 60-yarder; also threw an incomplete pass on a nearly successful fake punt...Did not punt vs. Air Force (Oct. 13), the first game in the Sonny Lubick era at CSU (1993-present), in which the Rams had no punts...Got great distance on his two punts at UNLV (Oct. 20), including a season-long 61-yarder...Against Utah (Oct. 27), served as a bright spot in a difficult loss, pinning the Utes inside their own 20 five times, a career-best; his previous single-game career high was three, in 2007 at Houston, 2006 vs. BYU and 2005 vs. Wyoming...Averaged 46.0 yards on six punts at BYU (Nov. 3), including two inside the 20; also threw an incomplete pass, intended for Tommie Hill, on a fake field goal just before half...At New Mexico (Nov. 10), pinned the Lobos inside their own 5-yard line on two occasions...Punted just twice in win vs. Georgia Southern (Nov. 17), with one inside the 20. **2006 (Junior):** Had five punts for a 37.8 average vs. San Diego State...Had five punts for a 45.0 yard average, including one inside the 20, vs. TCU...Had six punts for a 41.8 average vs. Utah...Had eight punts for an average of 43.2 yards and put three punts inside the 20 vs. BYU...Had four punts for an average of 40.5 yards vs. New Mexico...had nine punts for an average of 43.7 yards vs. Wyoming...Had four punts for an average of 49.5 yards vs. Air Force...Punted four times for an average of 43.5 yards, including two inside the 20, vs. UNLV...Punted seven times for an average of 45.0 yards vs. Fresno State...Punted four times for an average of 48.2 yards, including a career-long 65-yarder, vs. Nevada...Punted five times for an average of 45.2 yards against Colorado...Had two punts for a 42.5 average vs. Weber State...Named as a third-team preseason All-American by Athlon Sports...Named to preseason all-MWC first team by *Lindy's*, to the Ray Guy Award watch list, and to the preseason all-MWC team by *Blue Ribbon College Football Yearbook*...Ranked as the 10th-best punter in the nation by *Lindy's* and as the 20th-best punter in the nation by *The Sporting News*. **2005 (Sophomore):** Named first-team all-conference...Led the league in punting, averaging 45.3 yards on 53 punts...Had 12 punts inside opponents' 20-yard line...Finished fourth nationally in

punting and was named to the Ray Guy Award watch list...Punted seven times for an average of 49.7 yards including a 62-yarder vs. San Diego State...Hit four punts for an average of 49.2 yards, including a 64-yarder, against New Mexico...Punted seven times for an average of 43.9 yards and landed three inside the 20...Punted four times for an average of 44.8 yards at BYU...Averaged 47.2 yards on four punts, including a 61-yarder, against Utah...Had three punts for an average of 47.0 yards against Air Force and landed one inside the 20 to earn MWC special teams Player of the Week honors...Punted three times for an average of 46.3 yards against Nevada...Had six punts for an average of 43.7 yards, including a 55-yarder, against Minnesota...Punted four times for an average of 45.2 yards at Colorado. **2004 (Freshman):** Against UNLV, punted twice averaging 45.5 yards, including a 50-yard boot...Made first collegiate appearance, at Southern Cal, hitting two punts for an average of 40.5 yards; first career punt was to Reggie Bush. **2003: Redshirted. High School:** A three-year starter and letterwinner at Northglenn (Colo.) High School...Named to all-state team as a senior...A two-time all-conference performer...Earned nine varsity letter awards, three each in football, basketball and baseball...Prep football coach was Scott Gallas...Three-time football all-conference selection...Played quarterback, tight end and punter in football, forward in basketball, and pitched and played the infield in baseball...Named to all-Colorado team in 2002, a list of the state's top players regardless of classification...Averaged 45.2 yards per punt as a senior...Led team to league crown and into the second round of the playoffs...Selected to the *Student Sports Magazine* prep All-American team...Was a two-time all-state player and conference player of the year in baseball. **Personal:** Born Aug. 16, 1984, in Denver, Colo. ...Son of Jim and Brenda Kaylor...Has one sister... Full name: James William Kaylor IV...Majoring in health and exercise science with a minor in business.

#### Kaylor's Career Punting Statistics

| Year          | No.        | Yds.        | Avg.        | Long      | 120       |
|---------------|------------|-------------|-------------|-----------|-----------|
| 2007          | 47         | 2,039       | 43.4        | 61        | 18        |
| 2006          | 63         | 2,754       | 43.7        | 65        | 13        |
| 2005          | 53         | 2,400       | 45.3        | 64        | 12        |
| 2004          | 4          | 172         | 43.0        | 50        | 0         |
| <b>Totals</b> | <b>167</b> | <b>7365</b> | <b>44.1</b> | <b>61</b> | <b>43</b> |

### 20 • Klint Kubiak • DB

6-0 • 201 • Jr.-2VL • Pronunciation: KOOB-ee-ack  
Englewood, Colo. (Regis)

**2007 (Junior):** After a series of hard-luck circumstances, elected to petition the NCAA for a medical hardship waiver and will not return this season; plans to play next year as a redshirt junior...Seemingly in on every play over the season's first two games, CSU's starting free safety had 12 tackles (nine solo)...Collected eight stops (six solo) in season opener at Colorado (Sept. 1)...Had four tackles (three solo) vs. Cal. (Sept. 1)...Having anticipated the a return to his native city for months, instead endured one of the most miserable weekends of his life at Houston (Sept. 22); felt ill during pregame warmups, then was sent to a hospital, where he spent two nights after being diagnosed with low blood pressure and internal bleeding due to an ulcer...Snapped his 14-game starting streak at Houston...Returned to Colorado Sept. 25, and missed the ensuing two contests before opting for the medical waiver prior the the Oct. 13 Air Force game. **2006 (Sophomore):** Started at safety in all 12 games...Led the team with 90 total stops and added six tackles for loss...Recorded five total tackles and added a fumble recovery vs. San Diego State...Led the team with 12 total tackles vs. TCU...Was second on the team with nine total tackles vs. Utah, and registered his first career interception...Was second on the team with 10 total stops, including one for loss, vs. BYU...Had six total tackles vs. Wyoming...Posted a career-high 19 tackles to lead the team against Air Force...Was first on the team with seven total tackles, and added two pass break-ups, vs. UNLV...Was second on the team with nine tackles, including two for loss, vs. Nevada. **2005 (Freshman):** Named to academic

all-conference team...Also earned CSU's team award for academic excellence...Played in 11 of 12 games on special teams and in the secondary as a reserve...Was the first true freshman to see action for the Rams in 2005...Finished the season with nine tackles, six unassisted. **High School:** Played both offense and defense at Regis High School in Denver...A three-year starter as a wide receiver and defensive back, made 102 total tackles (54 solo) and two interceptions as a senior...Caught 54 passes for 795 yards, fifth-most in the state's Class 5A division...Had 12 career interceptions at Regis...Named to all-Colorado team by the *Rocky Mountain News*...Also was a standout basketball and baseball player...Coach was former Denver Broncos linebacker Jim Ryan. **Personal:** Born Feb. 17, 1987, in Houston, Texas...Son of Gary and Rhonda Kubiak...Has two brothers, including Klay, a freshman on the CSU roster...Full name: Klint Alexander Kubiak...His father is the head coach of the NFL's Houston Texans.

#### Kubiak's Career Defensive Statistics

| Year          | GP        | UT        | AT        | Total      | TFL         | QBS        | INT      |
|---------------|-----------|-----------|-----------|------------|-------------|------------|----------|
| 2007          | 2         | 9         | 3         | 12         | 0-0         | 0-0        | 0        |
| 2006          | 12        | 49        | 41        | 90         | 6-15        | 0-0        | 1        |
| 2005          | 11        | 6         | 3         | 9          | 0-0         | 0-0        | 0        |
| <b>Totals</b> | <b>25</b> | <b>64</b> | <b>47</b> | <b>111</b> | <b>6-15</b> | <b>0-0</b> | <b>1</b> |

#### Career Bests

Total Tackles: 19, at Air Force, 2006

Unassisted Tackles: 8, at Nevada, 2006

### 93 • Wade Landers • DE

6-6 • 252 • Jr.-2VL

Durango, Colo. (Durango)

**2007 (Junior):** Slowed by a preseason injury in fall camp, has played in all 11 games with one start...Had three stops in Game 1 at Colorado (Sept. 1), and two solo tackles vs. Cal (Sept. 8)...Registered four stops (three solo), vs. Air Force (Oct. 13), including ½ tackle for loss on a fourth-quarter drive that eventually ended in a Rams defensive score...Recovered a fourth-quarter fumble vs. Utah (Oct. 27)...At BYU (Nov. 3), made his ninth career start, but his first since Oct. 28, 2006, vs. New Mexico, and turned in a career-high six tackles (two solo)...At New Mexico (Nov. 10), penetrated to drop Rodney Ferguson for an early 1-yard loss on second-and-goal from the 5...In win vs. Georgia Southern (Nov. 17), his third-down hurry caused an incomplection and forced the Eagles to settle for a second-quarter field goal. **2006 (Sophomore):** Started in six of the team's 12 games...Recorded one-half sack vs. San Diego State...Made two total tackles vs. Utah...Tied a career high with three total tackles vs. BYU...Recorded two tackles and one sack vs. New Mexico...Tied a career high with three total stops, and had his first career sack, vs. Wyoming...Had one unassisted tackle and a pass breakup vs. UNLV...Named third-team preseason all-MWC by *Athlon*. **2005 (Freshman):** Made six tackles on the season, including 1.5 sacks...Played in the final six games. High School: Regarded as one of the state's top defensive players in 2004 at Durango (Colo.) High School...Earned three varsity letter awards in football...As a senior in 2004, earned all-state honors for the Demons...Also played tight end...Was a four-year starter both offensively and defensively and was the team's most outstanding defensive player...High school coach was Shane Voss. **Personal:** Born Jan. 16, 1987, in Durango, Colo. ...Son of Tim and Kirsten Landers...Has two brothers...Full name: Wade Abram Landers.

#### Landers' Career Defensive Statistics

| Year          | GP        | UT        | AT        | Total     | TFL           | QBS           | INT      |
|---------------|-----------|-----------|-----------|-----------|---------------|---------------|----------|
| 2007          | 11        | 11        | 14        | 25        | 1.5-1         | 0-0           | 0        |
| 2006          | 12        | 8         | 7         | 15        | 3-10          | 2.5-10        | 0        |
| 2005          | 11        | 6         | 3         | 9         | 0-0           | 0-0           | 0        |
| <b>Totals</b> | <b>34</b> | <b>25</b> | <b>24</b> | <b>49</b> | <b>4.5-11</b> | <b>2.5-10</b> | <b>0</b> |

#### Career Bests

Total Tackles: 6, at BYU, 2007

Unassisted Tackles: 3, Twice

## 47 • Tim LeBlanc • RB

5-10 • 245 • Sr.-1VL • Pronunciation: luh-BLAWN  
The Woodlands, Texas (The Woodlands)

**2007 (Senior):** A member of CSU's coverage teams, has played in all 11 contests; played as a fullback late in victory at UNLV (Oct. 20). **2006 (Junior):** Saw playing time in first six games. **2005 (Sophomore):** Played in four games (Minnesota, Air Force, Wyoming, New Mexico). **2004 (Freshman):** Saw playing time in four games (Minnesota, Montana State, Utah, UNLV). **2003:** Redshirted. **High School:** Earned first-team all-county and all-area at punter, while garnering honorable mention all-district honors twice at The Woodlands (Texas) High School. **Personal:** Son of Steve and Marlyn LeBlanc...Has one brother and three sisters...Double majoring in restaurant and resort management, and business marketing.

## 52 • Brian Lepak • OL

6-5 • 298 • Fr.-RS • Pronunciation: leh-PACK  
Claremore, Okla. (Claremore)

**2007 (Freshman):** Made his collegiate debut in season opener at Colorado (Sept. 1), and has played in all 11 contests on special teams...Saw time at guard in CSU's final offensive series, both vs. Air Force (Oct. 13) and at UNLV (Oct. 20). **2006:** Redshirted. **High School:** A starter on offense and defense at Claremore (Okla.) High School, was named District 5A-4 Lineman of the Year...Played all five offensive line positions as a senior...Started as a sophomore but missed his junior season due to an arm injury...Also recruited by Tulsa, Texas Tech, Oklahoma and TCU...Class valedictorian and member of the National Honor Society with a 4.0 grade-point average...Named to the Superintendent's honor roll all four years in high school...Named to state all-star classic roster...Played for coach Rex Trent...Also played basketball during freshman and sophomore seasons. **Personal:** Born Jan. 9, 1988, in Morristown, N.J. ...Son of Mark and Linda Lepak...Has three brothers and one sister...Full name: Brian Thomas Lepak.

## 58 • Joey Madrid • DL

6-2 • 285 • Sr.-2VL  
La Junta, Colo. (La Junta)

**2007 (Senior):** Fills humble but critical role as long snapper on Rams' kicking and punting units, and has played in 10 games, performing flawlessly to date in helping Jason Smith convert all 30 PAT attempts; sustained ankle and knee injuries on an illegal block in the second half at Houston (Sept. 22) and did not return...Missed ensuing contest at TCU (Sept. 29), then returned in a limited role, snapping only for placements, vs. San Diego State (Oct. 6), and resumed full-time long-snapping duties at UNLV (Oct. 20)...Made a pair of special-teams stops at BYU (Nov. 3). **2006 (Junior):** Saw playing time in 11 of the team's 12 games...Recorded two total tackles vs. TCU...Recorded one tackle vs. Wyoming...Notched his first career sack, vs. UNLV. **2005 (Sophomore):** Played on the CSU squad team and was a reserve long snapper. **2004:** Redshirted. **High School:** Played offensive and defensive line at La Junta (Colo.) High School, winning three letters...Was a state champion in wrestling and an all-state football player...Also competed in track and baseball...Attended Panhandle State University for one year after graduating from La Junta in 2003. **Personal:** Born July 7, 1984...Son of Pedro and Tonilyn Madrid...Has one sister...Majoring in liberal arts.

### Madrid's Career Defensive Statistics

| Year          | GP        | UT       | AT       | Total    | TFL        | QBS        | INT      |
|---------------|-----------|----------|----------|----------|------------|------------|----------|
| 2007          | 9         | 0        | 2        | 2        | 0-0        | 0-0        | 0        |
| 2006          | 11        | 2        | 3        | 5        | 1-5        | 1-5        | 0        |
| <b>Totals</b> | <b>20</b> | <b>2</b> | <b>5</b> | <b>7</b> | <b>1-5</b> | <b>1-5</b> | <b>0</b> |

## 60 • Adrian Martinez • OL

6-4 • 300 • So.-1VL

San Clemente, Calif. (San Clemente)

**2007 (Sophomore):** Shook off preseason injury to claim the starting role at right tackle out of fall camp, and has received the nod in each of the first 10 games...Helped Gartrell Johnson to 162 rushing yards, including a key block on the RB's 4-yard TD run in CSU's emotional first victory, at UNLV (Oct. 20)...Three weeks later at New Mexico (Nov. 10), contributed to Johnson's 172 rushing yards, then helped Johnson to 136 in victory vs. Georgia Southern (Nov. 17). **2006 (Freshman):** Started at right guard in 10 games and saw playing time in 11...Did not start but played vs. TCU...Sat out against Weber State due to injury. **2005:** Redshirted. **High School:** An all-star two-way performer as an offensive and defensive lineman at San Clemente (Calif.) High School...A first-team all-conference selection, he earned three varsity letter awards in football and three more in wrestling...Finished fifth in the CIF wrestling championships as a junior...Named to all-state football team as a senior in 2004...As a senior was named the conference lineman of the year...High school coach was Eric Patton. **Personal:** Born Nov. 4, 1987, in San Clemente, Calif. ...Son of Jose and Margarita Martinez...Has one brother and one sister...Full name: Adrian Martinez...Majoring in business.

## 66 • Guy Miller • NT

6-3 • 286 • Fr.-RS

Scott City, Kan. (Scott City)

**2007 (Freshman):** Made his collegiate debut in season opener at Colorado (Sept. 1), and has played in all 11 contests on special teams; shifted from offensive line to defensive line early in the regular season. **2006:** Redshirted. **High School:** Named first-team all-state as a senior at Scott City (Kan.) High School...Selected to the Kansas Elite 11 team, comprised of the state's top 11 players regardless of classification...Played on both the offensive and defensive lines...Two-time all-league selection...Won the heavyweight wrestling title as a junior...A three-year starter and letterwinner in football for head coach Bill Arnold...Also competed in track, where he threw the shot and discus, and qualified for the state meet. **Personal:** Born Jan. 29, 1988, in Scott City, Kan. ...Son of Jim and Carmen Miller...Has one sister...Full name: Guy Harrison Miller.

## 87 • Damon Morton • WR

5-11 • 177 • Sr.-3VL

Riverside, Calif. (John W. North)

**2007 (Senior):** Explosive athlete, leads the Mountain West Conference with six TD receptions...Also leads the team in receptions (36), receiving yards (720), receiving touchdowns (six -- a career best) and average per catch (20.0), in 11 games...Also ranks fourth in the MWC with a team-leading 122.8 all-purpose yards per contest...Caught one pass for 12 yards in season opener at Colorado (Sept. 1)...In the fourth quarter of valiant comeback effort vs. No. 10 Cal (Sept. 8), hauled in an electric, 66-yard touchdown -- his third career TD reception of at least 64 yards -- part of a five-catch, 114-yard receiving day; also carried once for 43 yards to accumulate 157 yards of total offense...At TCU (Sept. 29), one play after brother Dion caught a life-restoring, 25-yard pass, took a reverse for 19 yards to set up an important third-quarter field goal; early in fourth quarter, his potentially game-changing pass intended for Johnny Walker barely fell incomplete deep in Frogs territory (his second career pass)...In disheartening loss to San Diego State (Oct. 6), hauled in a 40-yard touchdown pass that vaulted CSU to a 20-17 lead with just 2:29 remaining, but the Aztecs drove for a last-minute TD...Turned in a career-high eight catches, for 99 yards, vs. Air Force (Oct. 13); scored on a 7-yard reception, after setting up the play with a 28-yard catch that pierced the AFA 5-yard line...Caught a touchdown pass in a fourth straight game, at UNLV (Oct. 20), helping CSU to an emotional first win with a career-high 124

receiving yards, on three catches; after the Rebels kicked a field goal to move within an ominous 10 points early in the fourth quarter, returned the ensuing kickoff to the UNLV 34-yard line, then caught a 34-yard TD pass on the next play...Against Utah (Oct. 27), made a spectacular, one-handed grab and got a foot in before falling out of bounds for 27 yards in the first quarter...At BYU (Nov. 3), had five grabs for 62 yards and eclipsed the 1,500-yard milestone for his career; also returned the opening kickoff 45 yards, then caught a pass on the game's first two snaps, including a 33-yard reception to pierce the Cougars' 10-yard line...In win vs. Georgia Southern (Nov. 17), had 129 yards of total offense, four catches for 100 yards (25.0 avg.) and one TD, and two carries for 29 yards (14.5 avg.); caught an important, 57-yard touchdown to extend CSU's lead to 35-10 in the third quarter, keeping the Eagles out of the game after they came out of the locker room and drove 80 yards for a touchdown...Then, on the Rams' second-quarter touchdown drive in GSU contest, converted a third-and-4 with a clutch reception, before two plays later taking an end-around carry for 23 yards to set up the TD. **2006 (Junior):** Started at wide receiver in seven of the team's 12 games, and played in all 12...Led the Rams with 1,311 all-purpose yards; also led the team in receiving yards, punt-return yards and kick-return yards...Was second on the team in receptions and receiving touchdowns...Made two catches for 15 yards vs. San Diego State...Made four catches for 48 yards vs. TCU...Led the team with 75 yards receiving on three catches vs. Utah...Led CSU with four catches for 51 yards vs. BYU...Made a career-high seven catches, for 94 yards and two touchdowns, vs. New Mexico...Made five catches for 22 yards vs. Wyoming...Made one catch, for a career-long 83 yards, against Air Force...Had five catches for a career-high 115 yards, including a 64-yard TD, vs. UNLV...Had five catches for 103 yards and a touchdown, and returned a punt 58 yards for another TD, vs. Fresno State...Had three catches for 27 yards vs. Nevada...Hauled in three passes for 22 yards against Colorado...Had a career-best 48-yard kickoff return vs. Weber State. **2005 (Sophomore):** Caught two passes 77 yards against Navy in the Poinsettia Bowl...Finished the season with four receptions for 101 yards...Had one catch for 8 yards in a start against New Mexico...Earned his first career start, vs. Utah...Went 40 yards on a reverse for a touchdown against Nevada. **2004 (Freshman):** Made two catches, each for a touchdown, against Utah...Had one catch for 4 yards and an end-around for 21 yards against Wyoming...Returned three punts for 35 yards and three kicks for 81 yards against Montana State...Returned kicks and played at wide receiver at Southern Cal...His first collegiate catch came on a 50-yard pass in the season-opening game at Colorado. **High School:** Was first-team all-California at John W. North High School in Riverside, Calif...Southern California Back of the Year...Caught 64 passes for 1,563 yards and 19 touchdowns...Rushed 54 times for 414 yards and four TDs...Also returned two punts, one kickoff and one blocked field goal for touchdowns in his senior campaign...Intercepted five passes as a senior...Holds school record for career receptions...Co-CIF and league offensive player of the year, sharing honors his brother, Dion...A two-time first-team all-county, all-CIF and all-Ivy League performer...Team captain...Also competed in basketball and track...Helped football teams to a 34-8 record in three years at North...Guided teams to two CIF championships and another CIF title appearance...Ranked 88th among California recruits by SuperPrep.com...Head football coach was Steve Hagerts. **Personal:** Born Feb. 25, 1986, in Riverside, Calif...Son of Maurice and LaVerne Morton...Has two brothers, including Dion, his fraternal twin and teammate on the Rams roster; Dion actually is older by 1 minute.

#### Damon Morton's Career Receiving Statistics

| Year          | GP        | No.       | Yds.         | TD        | LG        |
|---------------|-----------|-----------|--------------|-----------|-----------|
| 2007          | 11        | 36        | 720          | 6         | 70        |
| 2006          | 12        | 48        | 722          | 4         | 83        |
| 2005          | 12        | 4         | 101          | 0         | 52        |
| 2004          | 11        | 6         | 112          | 2         | 50        |
| <b>Totals</b> | <b>46</b> | <b>94</b> | <b>1,655</b> | <b>12</b> | <b>83</b> |

#### Career Bests

Receptions: 8, vs. Air Force, 2007

Yards: 124, at UNLV, 2007

### 31 • Dion Morton • WR

5-10 • 162 • So.-1VL • Pronunciation: DEE-on

Riverside, Calif. (John W. North)

**2007 (Sophomore):** Averages 26.8 yards per kickoff return, which leads the MWC...The team's primary kickoff returner, has emerged as another threat in the Rams' receiving corps, with 20 catches for 183 yards (9.1 avg.) and one TD...Had a pair of receptions for 7 yards vs. No. 10 Cal (Sept. 8)...At Houston (Sept. 22), got the Rams on the board with a 37-yard touchdown catch, his first career scoring reception and one of a career-high six grabs on the day, then set up a first-quarter touchdown with a 74-yard kickoff return...At TCU (Sept. 29), took a third-and-9 reception for 25 yards and put life back into the CSU offense on a third-quarter field-goal drive...Made all four of his receptions vs. San Diego State (Oct. 6) in the fourth quarter, including two on the go-ahead touchdown drive late in the contest...Against Air Force (Oct. 13), shifted first-quarter momentum by returning a short kickoff 29 yards to the AFA 49, giving the Rams a short field and setting up a touchdown...Registered three catches for 20 yards and returned a second-half kickoff 37 yards to help CSU in its emotional first win, at UNLV (Oct. 20)...Sprained his ankle at BYU (Nov. 3) and missed much of the second half...Did not play the following week at New Mexico (Nov. 10) or vs. Georgia Southern (Nov. 17). **2006 (Freshman):** Played eight games as a reserve wide receiver and special teams player...Recorded each of his season's two catches, for 51 yards, including a 40-yard reception, vs. TCU. **2005:** Redshirted. **2004:** Joined CSU during spring camp and greyshirted during the 2004 school year. **High School:** Was first-team all-California and the county offensive Player of the Year at John W. North High School in Riverside, Calif...A quarterback, completed 103 of 150 passes for 2,344 yards and 32 touchdowns during his senior season...Rushed 69 times for 414 yards and two scores...Posted seven defensive interceptions on the year...Holds school records for career passing yards and passing touchdowns...Co-CIF and league offensive player of the year, sharing honors with his brother, Damon...A two-time first team all-county, all-CIF and all-Ivy League selection...Team captain...Also competed in basketball and track...Helped teams to a 34-8 record in three-years at North...Guided teams to two CIF championships and another CIF title appearance...Head football coach was Steve Hagerts. **Personal:** Born Feb. 25, 1986, in Riverside, Calif...Son of Maurice and LaVerne Morton...Has two brothers, including fraternal twin Damon, his teammate on the Rams roster; Dion actually is older by 1 minute.

#### Dion Morton's Career Receiving Statistics

| Year          | GP        | No.       | Yds.       | TD       | LG        |
|---------------|-----------|-----------|------------|----------|-----------|
| 2007          | 9         | 20        | 183        | 1        | 37        |
| 2006          | 8         | 2         | 51         | 0        | 40        |
| <b>Totals</b> | <b>17</b> | <b>22</b> | <b>234</b> | <b>1</b> | <b>40</b> |

#### Career Bests

Receptions: 4, Twice

Receiving Yards: 51, vs. TCU, 2006

### 1 • John Mosure • RB

5-10 • 198 • Fr.-RS • Pronunciation: MOH-zyur

Miami, Fla. (Columbus)

**2007 (Freshman):** A deceptively fast back, has 14 carries for 40 yards, and five catches for 46 yards, including one TD...Made his college debut in season opener at Colorado (Sept. 1), carrying once for 1 yard...Also played briefly in Week 2 vs. Cal (Sept. 8)...At Houston (Sept. 22), scored his initial career touchdown on his first collegiate reception, a weaving, 21-yard play that gave CSU an early 14-3 advantage...Took the bulk of the carries at TCU (Sept. 29), with 34 yards on 10 attempts...Underwent

mouth surgery during the practice week and did not play at BYU (Nov. 3), but returned to his special-teams role at New Mexico (Nov. 10)...Caught a pass for 6 yards in win vs. Georgia Southern (Nov. 17). **2006:** Redshirted. **High School:** A two-year starter and letterwinner at Columbus High School in Miami, Fla. ...Led both Dade County and Broward County with 1,534 rushing yards in 2005...Also scored 22 touchdowns to lead the region...Was runner-up Mr. Florida Football in 2005...Received the Old Spice Red Zone Award, presented to the Top 50 football players in the country by *USA Today*...Named first-team all-league as a senior...Also was named to the all-Dade County team in 2005...Played in Dade County vs. Broward County all-star game as well as the South vs. North Dade all-star contest...Named Dade County MVP in 2005...Helped team to district championship under head coach Chris Merritt...Also attended Palmetto High School...Member of the National Honor Society...Also competed in track. **Personal:** Born Feb. 5, 1988, in Orlando, Fla. ...Son of David and Connie Mosure...Has one sister...Full name: John David Mosure.

#### Mosure's Career Rushing Statistics

| Year | GP | No. | Yds. | TD | LG |
|------|----|-----|------|----|----|
| 2007 | 10 | 14  | 40   | 0  | 10 |

#### Career Bests

Attempts: 10, at TCU, 2007

Yards: 34, at TCU, 2007

## 12 • Michael Myers • RB

6-1 • 208 • Jr.-2VL

Riverside, Calif. (Martin Luther King)

**2007 (Junior):** Has played in all 11 contests, but has drawn attention over the season's second half for his skills out of the backfield...From Games 7-10, despite his status as the Rams' fourth-string RB, had scored the team's only two rushing TDs, until Gartrell Johnson had a pair in Game 11...Since breaking out in Game 7, has carried 15 times for 87 yards (5.8 avg.)...Played exclusively on special teams during the first three games, then got in on offense for the first time at TCU (Sept. 29) with three carries for 3 yards -- all in the second half...Picked up 14 yards on his only carry vs. Air Force (Oct. 13)...Demonstrated CSU's backfield depth, getting into CSU's 48-23 win at UNLV (Oct. 20) and notched his first college touchdown on a career-long, 22-yard carry to score the Rams' final points...At BYU (Nov. 3), gave the offense an immediate boost in the fourth quarter, carrying six times for 37 yards (6.2 avg.) on the Rams' 80-yard touchdown drive, capping the march with a 3-yard plunge; the score ended the Rams' seven-quarter touchdown drought (he also scored the team's previous TD, at UNLV). **2006 (Sophomore):** Saw playing time at running back vs. San Diego State, TCU, Utah, UNLV, Nevada and Weber State...Set career highs with 18 rushes for 68 yards vs. SDSU...Had two carries for 10 yards vs. Utah...Had eight carries for 54 yards vs. UNLV...Recorded seven carries for 38 yards vs. Weber State...Made the switch from defensive back to running back in the spring of 2006. **2005 (Freshman):** Made a special teams tackle at TCU...Named to the academic all-conference team...Played on special teams and at cornerback against Minnesota...Played on the special teams units, making one tackle, at Colorado. **2004:** Redshirted. **High School:** A two-time all-league choice at Martin Luther King High School in Riverside, Calif., also earned all-county honors in 2003...A three-time Offensive Player of the Year, holds school records for all-time rushing yards and touchdowns, and broke single-season marks with 1,548 rushing yards and 18 touchdowns in his senior campaign...Held a perfect 4.0 grade-point average throughout high school...Competed in the 4x100, 100, 200 and 4x400 in track, earning all-league honors in the sport...Team captain...Head football coach was Darin Owens. **Personal:** Born Sept. 28, 1986, in Loma Linda, Calif...Son of Michael and Carmela Myers...Has one sister...Full name: Michael Kevin Myers.

#### Myers' Career Rushing Statistics

| Year          | GP        | No.       | Yds.       | TD       | LG        |
|---------------|-----------|-----------|------------|----------|-----------|
| 2007          | 11        | 19        | 104        | 2        | 22        |
| 2006          | 7         | 38        | 179        | 0        | 15        |
| <b>Totals</b> | <b>18</b> | <b>57</b> | <b>283</b> | <b>2</b> | <b>22</b> |

#### Career Bests

Rushing Attempts: 18, at San Diego State, 2006

Rushing Yards: 68, at San Diego State, 2006

## 59 • Jesse Nading • DE

6-5 • 258 • Sr.-3VL • Pronunciation: NAY-ding

Highlands Ranch, Colo. (ThunderRidge)

**2007 (Senior):** A respected team captain and preseason all-conference selection, is the Rams' top 2007 awards candidate, nominated for the National Scholar Athlete Award, the Draddy Trophy and the Ted Hendricks Award...Has 53 tackles (16 solo), 3½ sacks, 6½ tackles for loss, one pass broken up, two fumble recoveries and one INT in 11 games...Opened the year at Colorado (Sept. 1) with five stops (two solo), and combined with Mike Pagnotta to sack Cody Hawkins; also deflected a Hawkins pass...In Week 2 vs. Cal (Sept. 8), had a pair of stops and one hurry...At TCU (Sept. 29), combined with Blake Smith to sack QB Andy Dalton; later in contest, his third-down hurry forced an incompletion and a third-quarter punt, one series before he recovered a fumbled handoff...Had ½ sack among six total stops vs. San Diego State (Oct. 6)...With CSU battling to remain within two scores in the third quarter vs. Air Force (Oct. 13), sacked Shaun Carney on third down, forcing the Falcons to kick a 52-yard field goal; also dropped Chad Hall for loss...In CSU's emotional first victory, at UNLV (Oct. 20), had four stops (one solo) and recovered a first-quarter fumble to set up a touchdown...Against Utah, turned in a season-best eight tackles (two solo), his most since the 2005 Poinsettia Bowl, when he also had eight...At BYU (Nov. 3), picked up his second career interception and first touchdown on a 31-yard, fourth-quarter return; also had four stops (one solo), ½ tackle for loss and a hurry that forced a first-quarter incompletion...In heartbreaking loss at New Mexico (Nov. 10), came inches from recording a second-quarter safety, sacking Donovan Porterie. **2006 (Junior):** Started at defensive end in 11 of the team's 12 games...Missed contest at Wyoming due to injury...Finished the season in strong fashion by tying for second on the team with six total tackles vs. San Diego State...Made four total tackles and had two quarterback hurries vs. TCU...Made two unassisted tackles vs. BYU...Had three assisted tackles against Air Force...Against Colorado, had seven stops, including a sack...Had two tackles, including one for loss, against Weber State...Named to the preseason all-MWC first team by *Athlon* and to the second team by *Lindy's*...Named to the Ronnie Lott Award watch list...Selected to attend the NCAA Leadership Conference in the summer of 2006. **2005 (Sophomore):** Named honorable mention all-conference at season's end...Also recognized by *ESPN The Magazine* as a second-team academic all-district choice, and earned a spot on the conference's academic team...Made eight tackles against Navy in Poinsettia Bowl...Finished season with 56 tackles, sixth on the team and most by a Rams defensive lineman...Led CSU with 11 tackles for loss (39 yards)...Also led team with four sacks...Intercepted one pass and also forced a fumble...Had a sack, two tackles for loss and six total stops at UNLV...Had five tackles against SDSU...Made four tackles and one sack against TCU...Registered a team-high three tackles for loss and six total stops against New Mexico...Made four tackles vs. Wyoming...Had five tackles and one tackle for loss at BYU...Made seven stops and had his first career interception, against Utah...Posted three tackles and knocked down a pass against Air Force...Recorded one sack and two stops for loss in a four-tackle game against Nevada...Made three stops at Minnesota...Had one sack against Colorado. **2004 (Freshman):** Tied for third on the team with 11 stops against Air Force...Made three tackles at Utah...Had three stops at SDSU and two against Wyoming...Had a sack and caused a safety against Montana State...Started at defensive end in the first three games...Had four tackles, including two stops for loss, against

Minnesota...Started in opening game at Colorado, making four tackles and generating two quarterback hurries. **2003:** Redshirted. **High School:** At ThunderRidge High School, named the state's Class 4A Defensive Player of the Year in 2002...A two-time all-state football selection, also was chosen to all-state basketball and baseball teams in 2002...Named to the all-Colorado football team in 2002, a list of the state's finest prep players regardless of classification...Chosen by the *Denver Post* as the state's Defensive Player of the Year...A three-sport all-state performer in football, basketball and baseball...Helped ThunderRidge to 2002 and '03 state basketball titles in Class 4A, and was twice named to the state all-tournament team...Honorable mention all-league in basketball as a junior and holds school record for per-game rebound average...Played key role in the team's runner-up state baseball finish in 2002...Led ThunderRidge to 2001 state 4A football championship...Holds school record for quarterback sacks in a season, 18...Set school record in basketball with 17 rebounds in one game...Named one of 11 Colorado Prep Scholar-Athlete Award winners by the National Football Foundation and Hall of Fame...Also was named the ThunderRidge Interscholastic Award winner for excellence in athletics and education as selected by the Colorado High School Activities Association...Prep football coach was Joe Johnson...Prep basketball coach was Joe Ortiz, a Colorado State graduate. **Personal:** Born July 3, 1985, in St. Paul, Minn. ...Son of Jay and Toni Nading...Has one brother...Full name: Jesse Lawrence Nading...Majoring in business administration.

#### Nading's Career Defensive Statistics

| Year          | GP        | UT        | AT        | Total      | TFL            | QBS         | INT      |
|---------------|-----------|-----------|-----------|------------|----------------|-------------|----------|
| 2007          | 11        | 16        | 37        | 53         | 6.5-32         | 3.5-14      | 1        |
| 2006          | 11        | 18        | 15        | 33         | 2-7            | 0.5-5       | 0        |
| 2005          | 12        | 34        | 22        | 56         | 11-39          | 4-22        | 1        |
| 2004          | 11        | 19        | 11        | 30         | 3-12           | 1-8         | 0        |
| <b>Totals</b> | <b>45</b> | <b>87</b> | <b>85</b> | <b>172</b> | <b>22.5-90</b> | <b>9-49</b> | <b>2</b> |

#### Career Bests

Total Tackles: 11, at Air Force, 2004

Unassisted Tackles: 8, vs. Navy, 2005

## 11 • Nick Oppeneer • DB

5-10 • 175 • So.-TR • Pronunciation: awp-in-EER

Littleton, Colo. (Columbine)

**2007 (Sophomore):** Passionate cornerback, turned heads with surprising fall camp...Made his collegiate debut in season opener at Colorado (Sept. 1)...Has dressed for every contest, with five games played, all on special teams. **2006:** Sat out after transferring to CSU in the spring of his freshman year. **2005 (Freshman):** Played for Division II University of Mary, which produced CSU men's basketball coach Tim Miles, in Bismarck, N.D. **High School:** A team captain and all-state quarterback and defensive back, lettered three years in football at Columbine High School in Littleton, Colo. ...Contributed to a pair of league titles and the 2002 state championship...Also lettered three years in track, was named CHS athlete of the year, and earned academic all-state recognition. **Personal:** Born July 7, 1986, in Englewood, Colo. ...Son of Jack and Maureen Oppeneer...Has a younger brother...Full name: Nicholas Jack Sheets Oppeneer.

## 13 • Mike Pagnotta • DB

6-0 • 203 • Jr.-2VL • Pronunciation: pag-NAWT-ah

Cave Junction, Ore. (Illinois Valley)

**2007 (Junior):** CSU's all-heart starting strong safety, ranks among team leaders with 58 tackles (28 solo), despite spraining his ankle in Game 4... Intercepted and sacked Cody Hawkins, sharing the takedown with Jesse Nading, in season opener at Colorado (Sept. 1); picked off the QB in the fourth quarter at the CSU 23, with the Rams protecting a 28-25 lead...Led the Rams with eight stops (four solo) vs. No. 10 Cal (Sept. 8)...At Houston (Sept. 22), combined with Tommie Hill to stop RB Terrance Ganaway for no gain on fourth-and-1 at the CSU 16-yard line late in the first half...At TCU (Sept. 29), picked up a season-best 11 stops (nine solo), including a

third-down stop near the goal line that forced the Frogs to kick a second-quarter field goal; left contest in third-quarter with left ankle injury... Missed the ensuing contests vs. San Diego State (Oct. 6) and Air Force (Oct. 13), then returned in reserve role at UNLV (Oct. 20)...Surprisingly returned to the starting lineup vs. Utah (Oct. 27), and notched 11 tackles (seven solo), to match a season high...At BYU (Nov. 3), continued to play in pain but led the team with eight stops (two solo), including ½ tackle for loss...Twice was carried off the field at New Mexico (Nov. 10), including after the Lobos' crushing last-second field goal, but still played most of the game and recorded five tackles (three solo), one of which kept the Lobos from a critical first down in the second half, forcing UNM to settle for a field goal; then in the final two minutes, playing really on one leg, combined with Blake Smith to keep Rodney Ferguson from a first down and force a punt in a 23-23 game (the Lobos would kick a crushing, last-second FG)...Did not play vs. Georgia Southern (Nov. 17). **2006 (Sophomore):** Played in nine games at safety, starting all nine...Finished tied for second in sacks and tackles for loss, and third in total tackles...Sat out three games due to an injury...Led the team with seven total tackles, and added one-half sack and a forced fumble vs. San Diego State...Recorded seven total tackles and one tackle for loss vs. TCU...Recorded seven total tackles vs. Utah...Ranked second on the team with a career-best 14 stops against Air Force...Was second on the team with five tackles vs. UNLV...Was second on the team with nine tackles at Fresno State...Led team vs. Nevada with 12 stops (10 solo)...Had five tackles, including a team-leading four tackles for loss and two sacks, against Colorado...Led the team with five tackles against Weber State. **2005 (Freshman):** Played as a reserve in Poinsettia Bowl vs. Navy, and recorded one unassisted tackle...Had a season-high seven tackles at UNLV...Collected one tackle in each of his first two games. **2004:** Redshirted. **High School:** Played running back, quarterback and defensive back at Illinois Valley High School in Cave Junction, Ore. ...Participated in the 52nd Annual East-West Shriner's All-Star Football Game in 2004 and rushed for 152 yards and two touchdowns...A three-time letterwinner in football...Two-time all-state performer, team captain and team MVP...Football coach was Bob Thornhill...Also competed in wrestling and track (4x100, 4x400, long jump, triple jump)...Was his league's 2003 Wrestler of the Year, and wrestling team captain. **Personal:** Born Nov. 10, 1985, in Palm Springs, Calif. ...Son of Mike and Christine Pagnotta, and Tom and Sara Parker...Has three brothers and one sister... Full name: Michael Angelo Pagnotta.

#### Pagnotta's Career Defensive Statistics

| Year          | GP        | UT        | AT        | Total      | TFL          | QBS           | INT      |
|---------------|-----------|-----------|-----------|------------|--------------|---------------|----------|
| 2007          | 8         | 28        | 30        | 58         | 1-4          | 0.5-3         | 1        |
| 2006          | 9         | 46        | 25        | 71         | 8-30         | 3-17          | 1        |
| 2005          | 9         | 8         | 3         | 11         | 1-1          | 0-0           | 0        |
| <b>Totals</b> | <b>26</b> | <b>82</b> | <b>58</b> | <b>140</b> | <b>10-35</b> | <b>3.5-20</b> | <b>2</b> |

#### Career Bests

Total Tackles: 14, at Air Force, 2006

Unassisted Tackles: 10, at Nevada, 2006

## 34 • Sedric Patterson • LB

6-1 • 231 • So.-1VL

Broken Arrow, Okla. (Broken Arrow)

**2007 (Sophomore):** Has played in all 11 games, primarily in a special-teams role...Posted the first two tackles (one solo) of his career, both at Colorado (Sept. 1)...Against San Diego State (Oct. 6), alertly pounced on a muffed punt return in the third quarter, setting up the Rams' first points...Saw late action in win at UNLV (Oct. 20), notching one tackle. **2006 (Freshman):** Saw playing time in seven games...Blocked and recovered a punt vs. Nevada, scoring his first career touchdown on the play. **2005:** Redshirted. **High School:** A two-time all-state selection at Broken Arrow (Okla.) High School...In 2004, led the team with 157 tackles (78 solo), while competing in the state's largest classification, 6A...Also had eight sacks and six tackles for lost in 2004...High school coach was Brent

Whitson. **Personal:** Born Nov. 28, 1986, in Conway, Okla. ...Son of An-thone and Terri Patterson...Has two brothers and two sisters...Full name: Sedic Credell Patterson.

### Patterson's Career Defensive Statistics

| Year          | GP        | UT       | AT       | Total    | TFL        | QBS        | INT      |
|---------------|-----------|----------|----------|----------|------------|------------|----------|
| 2007          | 11        | 3        | 1        | 4        | 0-0        | 0-0        | 0        |
| 2006          | 7         | 0        | 0        | 0        | 0-0        | 0-0        | 0        |
| <b>Totals</b> | <b>18</b> | <b>3</b> | <b>1</b> | <b>4</b> | <b>0-0</b> | <b>0-0</b> | <b>0</b> |

### Career Bests

Total Tackles: 2, at Colorado, 2007

Unassisted Tackles: 1, Three Times

## 36 • Zac Pauga • FB

6-0 • 246 • Fr-RS • Pronunciation: pah-OO-gah

Lakewood, Colo. (Green Mountain)

**2007 (Freshman):** Emerged as a quality fullback in fall camp and has played in all 11 games...Has eight receptions for 63 yards (7.9 avg.), including his first career catch, a 6-yard play on a second-quarter TD drive that would tie the contest vs. No. 10 Cal (Sept. 8)...Converted a third-and-5 with a reception at Houston (Sept. 22)...At TCU (Sept. 29), left after a first-quarter kickoff return with a concussion and did not return, but played the following week vs. San Diego State (Oct. 6) and caught a 12-yard pass...Made his first start, vs. Air Force (Oct. 13)...Made a nice block to spring Gartrell Johnson on a 4-yard TD run in CSU's emotional first win, at UNLV (Oct. 20)...Caught one pass for 7 yards vs. Utah (Oct. 27), and another for an early career long of 13 yards at BYU (Nov. 3), where he started as a slot receiver...Started as a tight end at New Mexico (Nov. 10)...In victory vs. Georgia Southern (Nov. 17), delivered a pivotal block on Gartrell Johnson's 27-yard touchdown turn; also caught one pass. **2006:** Redshirted...Moved to H-back and blocking back in the spring. **High School:** A first-team all-state selection at 4A Green Mountain High School in Lakewood, Colo. ...Also was a two-time all-conference choice...A four-time letterwinner and three-year starter, helped team to a 6-4 record in 2005...Played defensive end and running back as a senior...Credited with team-high 75 tackles in 2005...Also led GMHS with 15 tackles for loss and added a team-best 16 sacks (for 58 yards)...Rushed for 660 yards on 128 carries as a senior...Played football for head coach Kevin Rice...Also competed in wrestling. **Personal:** Born Feb. 25, 1988, in Denver, Colo. ...Son of Tolouli and Kara Pauga...Has one brother and one sister...Full name: Zachary Taala Pauga.

### Pauga's Career Rushing Statistics

| Year | GP | No. | Yds. | TD | LG |
|------|----|-----|------|----|----|
| 2007 | 11 | 0   | 0    | 0  | 0  |

## 38 • Nathan Pauly • LB

6-1 • 218 • Sr.-3VL

Conway Springs, Kan. (Conway Springs)

**2007 (Senior):** Has dressed for all 11 contests and played in five, including the last two as the starting weak-side linebacker...Made his 2007 debut late in win at UNLV (Oct. 20), registering one tackle, then added another assisted stop the following week vs. Utah (Oct. 27)...Received his most '07 playing time to that point at BYU (Nov. 3) and notched four stops (one solo), including one tackle for loss...That effort persuaded coaches to give him the nod at weak-side linebacker the following week at New Mexico (Nov. 10), his first start since Oct. 28, 2005, in CSU's last trip to Albuquerque; had five stops, and in the second quarter pressured QB Donovan Porter as CSU came inches from recording a safety...Late in Lobos contest, with the score 23-23, combined with Jeff Horinek to stop Paul Baker on third down and force a punt...Started in win vs. Georgia Southern (Nov. 17) and contributed seven stops (five solo). **2006 (Junior):** Saw playing time in the season opener vs. Weber State and had one tackle...Missed the last eight games due to injury. **2005 (Sophomore):** Earned the start and made three tackles against New Mexico...Named academic all-confer-

ence...Saw extensive playing time and was credited with three tackles, two TFL and one sack against Wyoming. **2004 (Freshman):** Had seven stops against Air Force, including one tackle for loss...Was second on the team with eight tackles against UNLV...Made two tackles against Utah...Had four solo stops against New Mexico in first career start...Made first career sack in 7-yard takedown against Wyoming; added a career-best five tackles against the Cowboys. **2003:** Redshirted. **High School:** Named as the Kansas Defensive Player of the Year in 2002, when he led Conway Springs (Kan.) High School to the state championship with a 14-0 record...Listed among the top seven prospects in the state as a senior by Rivals.com...That recruiting Web site also called him one of the top 70 linebackers nationally...A two-time all-conference and all-state selection, also earned a spot on the *Wichita Eagle* Elite 11 list of the state's finest players...Prep coach was Mark Bliss...Earned four football letters and also competed in basketball and track...Played linebacker on defense and was a blocking back in Conway Springs' single-wing offense...Caught 18 passes for 377 yards and two touchdowns...Also rushed eight times for 77 yards and one touchdown...Named unanimous all-conference in 2000 and '01...Named to Kansas' "Top 33" team in 2001...Selected to play in the Shrine Bowl all-star game...Honorable mention prep All-America...Set school record -- formerly held by his brother, Eric -- with 394 career tackles; had 11.5 career sacks and eight fumble recoveries, one of which he returned for a touchdown...Forced 16 fumbles and had four career interceptions...Conway Springs had a 43-3 record during his career, including back-to-back state titles (2001-02)...Also recruited by Kansas, Vanderbilt, Oklahoma State, Indiana and Connecticut. **Personal:** Born July 12, 1985, in Wichita, Kan. ...Son of Jay and Diane Pauly...Has seven brothers and two sisters...Older brother Eric earned academic All-American honors for the Rams as a linebacker...Full name: Nathan Richard Pauly.

### Pauly's Career Defensive Statistics

| Year          | GP        | UT        | AT        | Total     | TFL         | QBS        | INT      |
|---------------|-----------|-----------|-----------|-----------|-------------|------------|----------|
| 2007          | 5         | 9         | 9         | 18        | 1-2         | 0-0        | 0        |
| 2006          | 1         | 1         | 0         | 1         | 0-0         | 0-0        | 0        |
| 2005          | 8         | 7         | 1         | 8         | 2-2         | 1-2        | 0        |
| 2004          | 10        | 21        | 8         | 29        | 4-11        | 1-7        | 0        |
| <b>Totals</b> | <b>24</b> | <b>38</b> | <b>18</b> | <b>56</b> | <b>7-15</b> | <b>2-9</b> | <b>0</b> |

### Career Bests

Total Tackles: 8, vs. UNLV, 2004

Unassisted Tackles: 5, vs. Wyoming, 2004

## 45 • Eric Peitz • TE

6-5 • 240 • Fr.-HS • Pronunciation: PYTS

Crofton, Neb. (Crofton)

**2007 (Freshman):** Talented youngster made his college debut at Colorado (Sept. 1), the first true freshman to play for the Rams since 2005...Made start vs. No. 10 Cal (Sept. 8)...Posted his first collegiate reception, a 5-yard catch, at TCU (Sept. 29)...Also registered one catch, for 11 yards, in win vs. Georgia Southern (Nov. 17). **High School:** Named to the *Norfolk Daily News* Top 20 in 2006 at Crofton (Neb.) High School...Received first-team all-state football honors in 2006...A two-sport varsity letterwinner, was a member of the National Honor Society...High school football coach was Tony Hoffman. **Personal:** Born May 5, 1988, in Yankton, S.D. ...Son of Larry and Judy Peitz...Has four brothers...Full name: Eric Jacob Peitz.

### Peitz's Career Receiving Statistics

| Year | GP | No. | Yds. | TD | LG |
|------|----|-----|------|----|----|
| 2007 | 10 | 2   | 16   | 0  | 11 |

## 53 • Cole Pemberton • OL

6-7 • 318 • So.-1VL

Highlands Ranch, Colo. (Mountain Vista)

**2007 (Sophomore):** Toiled during fall camp to earn starting job as Caleb Hanie's blind-side protector...Started the first 10 games at left tackle

and played admirably, according to coaches, despite his inexperience... Left with an ankle injury after the first offensive snap at New Mexico (Nov. 10) and did not return...Missed the ensuing contest vs. Georgia Southern (Nov. 17). **2006 (Freshman):** Saw playing time at tackle vs. Utah, UNLV and BYU. **2005:** Redshirted. **High School:** Regarded as one of the state's finest offensive linemen at Mountain Vista High School in Highlands Ranch, Colo. ...Attended Shawnee Mission (Kan.) East High School before enrolling at Mountain Vista...Earned three varsity letter awards in football...Was a three-time all-conference honoree...High school coach was Rick Cash. **Personal:** Born July 1, 1987, in Kansas City, Mo. ...Son of Jeff and Karen Pemberton...Has two brothers and one sister...Full name: Cole Walker Pemberton.

## 41 • Jake Pottorff • LB

6-4 • 244 • So.-1VL • Pronunciation: POTT-orf  
Greeley, Colo. (Greeley West)

**2007 (Sophomore):** Had reclaimed his starting role at WLB in fall drills and has 57 stops (29 solo) -- fourth on the team -- with one sack, two tackles for loss, one pass defended, one forced fumble and a fumble recovery... Started the team's first nine contests...In Week 1 at Colorado (Sept. 1), notched six tackles (five solo), broke up a Cody Hawkins pass and recovered a second-quarter fumble...Had five stops vs. No. 10 Cal (Sept. 8)...At Houston (Sept. 22), collected a career-high 16 tackles (five solo), including his first career sack, combining with Matt Rupp to drop Blake Joseph on third down to force a field-goal attempt; also stopped RB Anthony Alridge on third-and-2 late in the first half to force a failed fourth-down attempt... Started at TCU (Sept. 29), but played sparingly while battling a stomach illness...Returned to the lineup vs. San Diego State (Oct. 6) and notched nine stops (five solo), including a shared sack with Blake Smith that forced a first-quarter punt...Against Air Force (Oct. 13), had a career-best six solo tackles (eight total), including the only blemish on Chad Hall's career day, stripping the player on a fourth-quarter carry; teammate Matt Rupp scooped up the fumble and returned it 48 yards for a CSU touchdown... Early in CSU's emotional first win, at UNLV (Oct. 20), blew up the line and threw RB Chris Brogdon for a 1-yard loss on third-and-1 force a Rebels punt in Rams territory. **2006 (Freshman):** Played in nine games, starting the final two...Recorded two total tackles vs. San Diego State...Made first career start, vs. TCU, and had four unassisted tackles and seven total tackles...Saw playing time vs. Utah and recorded four unassisted tackles and seven total tackles...Played vs. BYU and made five total tackles, including one for loss...Made one tackle vs. New Mexico...Had three tackles both at Air Force and vs. UNLV. **2005:** Redshirted. **High School:** Earned state-wide acclaim for his play as a linebacker and fullback at Greeley (Colo.) West High School...Was the Northern League's Defensive Player of the Year as a junior and senior, and was a two-time all-state pick...Made 27 tackles in 22-21 win over Mountain Vista...Offensively, rushed for 183 yards, scored twice, and caught 14 passes for 22 yards and a pair of touchdowns...Also lettered three times in basketball...Named to the all-Colorado team by the *Rocky Mountain News*...High school coach was Mark Roggy. **Personal:** Born Aug. 19, 1986, in Greeley, Colo. ...Son of Larry and Janis Pottorff... Has one brother and one sister...Full name: Jacob Lee Pottorff.

### Pottorff's Career Defensive Statistics

| Year          | GP        | UT        | AT        | Total     | TFL         | QBS        | INT      |
|---------------|-----------|-----------|-----------|-----------|-------------|------------|----------|
| 2007          | 11        | 29        | 28        | 57        | 2-10        | 1-9        | 0        |
| 2006          | 9         | 15        | 13        | 28        | 3-3         | 0-0        | 0        |
| <b>Totals</b> | <b>20</b> | <b>44</b> | <b>41</b> | <b>85</b> | <b>5-13</b> | <b>1-9</b> | <b>0</b> |

### Career Bests

Total Tackles: 16, at Houston, 2007

Unassisted Tackles: 6, vs. Air Force, 2007

## 82 • Luke Roberts • WR

6-2 • 206 • Sr.-3VL

Golden, Colo. (Golden)

**2007 (Senior):** Steady, sure-handed veteran, is considered by coaches the most consistent WR...Has started all 11 games, making 28 receptions for 384 yards (13.7 avg.) with two TDs...Three of his catches came in season opener, at Colorado (Sept. 1), for 22 yards...Added a 13-yard grab vs. No. 10 Cal (Sept. 8)...At Houston (Sept. 22), enjoyed one of the finest days of his career, including a lifetime-best six catches and a career-long, 53-yard touchdown reception down the left sideline in the third quarter...Later in Cougars contest, his 33-yard snag helped set up a go-ahead field goal...At TCU (Sept. 29), kept alive an early field-goal drive with a 14-yard reception on third-and-6; later, on a third-quarter series, drew a defensive holding to set up an important field goal...Added four grabs for 34 yards vs. Air Force (Oct. 13)...Didn't catch a pass but unselfishly threw a key downfield block to spring Gartrell Johnson into the end zone for CSU's first points in an emotional win at UNLV (Oct. 20)... At BYU (Nov. 3), converted a third-and-long with a 13-yard grab in the third quarter, holding onto the ball after absorbing a big hit...Iced win vs. Georgia Southern (Nov. 17) by recovering the Eagles' late outside kick, after officially catching two passes for 66 yards, including a 21-yard touchdown just before half; earlier, turned a short catch into a 65-yard touchdown, but the play was negated by holding. **2006 (Junior):** Played in all 12 games, starting six...Finished fifth on the team in receptions and receiving yards...Made three catches for 18 yards vs. San Diego State...Made two catches for 12 yards vs. TCU...Had one catch, a touchdown for 51 yards, vs. Utah...Made two grabs for 19 yards vs. BYU...Had one reception for 8 yards vs. New Mexico...Totaled three catches for 51 yards, including a 33-yard reception, vs. Wyoming...Hauled in two catches for 38 yards against Air Force...Made three catches for 28 yards vs. UNLV...Made two catches for 29 yards and a touchdown vs. Fresno State...Had two catches for 38 yards against Colorado. **2005 (Sophomore):** Caught 16 passes for 293 yards and two touchdowns on the season...Made two catches for 62 yards, including a 50-yard touchdown catch, vs. Wyoming...Had one 19-yard reception at BYU...Made one catch to give CSU a fourth-down conversion against Utah...Against Air Force, notched five catches for a career-high 123 yards, including one touchdown...Hauled in two catches for 23 yards against Minnesota...Made one catch for 12 yards at Colorado. **2004 (Freshman):** Made first collegiate catch on a 10-yard gain against UNLV...Saw time on the CSU special teams unit. **2003:** Redshirted. **High School:** Regarded as one of the state's premier prep players, helping Golden (Colo.) High School to a berth in 2002 title game, where the team lost to Monarch...Prep coach was Al Talbot...Led Golden to state basketball playoffs, where it lost in the semifinals...Helped school to Class 4A state baseball championship and was the winning pitcher in the title game... Earned a total of 12 varsity letters, four each in football, basketball and baseball...A three-time all-Jefferson County League selection, and two-time all-state pick (2001-02)...Three-time baseball all-conference choice, and twice earned all-state honors...Two-time honorable mention all-league performer in basketball. **Personal:** Born Sept. 17, 1984, in Denver, Colo. ...Son of Gary and LaMyrna Roberts...Has one brother...Full name: Luke Wade Roberts...Majoring in liberal arts.

### Roberts' Career Receiving Statistics

| Year          | GP        | No.       | Yds.       | TD       | LG        |
|---------------|-----------|-----------|------------|----------|-----------|
| 2007          | 11        | 28        | 384        | 2        | 53        |
| 2006          | 12        | 23        | 309        | 2        | 51        |
| 2005          | 11        | 16        | 293        | 2        | 50        |
| 2004          | 8         | 1         | 10         | 0        | 10        |
| <b>Totals</b> | <b>42</b> | <b>68</b> | <b>996</b> | <b>6</b> | <b>53</b> |

### Career Bests

Receptions: 6, at Houston, 2007

Yards: 123, vs. Air Force, 2005

## 29 • Joey Rucks • CB

5-10 • 190 • Sr.-2VL

Los Angeles, Calif. (West Los Angeles CC)

**2007 (Senior):** In 11 games at cornerback (10 starts), has 58 tackles (47 solo) and a team-leading seven passes broken up...His team-leading seven tackles for loss represent his single-season best...Dropped Byron Ellis for 2-yard loss in second half at Colorado (Sept. 1), among four total tackles... Added five stops and broke up a pass vs. No. 10 Cal (Sept. 8)...At Houston (Sept. 22), diagnosed a screen and dropped RB Chris Gilbert for a 6-yard loss at the Cougars' 2-yard line, one of a career-best 11 tackles (seven solo) on the day...Broke up two passes vs. San Diego State (Oct. 6)...Had a pair of stops and one pass defended vs. Air Force (Oct. 13)...In CSU's emotional first win, at UNLV (Oct. 20), delivered two tackles for loss over a three-play span during a first-quarter series, forcing the Rebels to settle for a field goal...At New Mexico (Nov. 10), belve up a first-quarter screen to drop RB Rodney Ferguson for a 1-yard loss, then floored Marcus Smith for a 2-yard loss at the Lobos' 4-yard line in the third quarter...Diagnosed a screen pass and dropped Georgia Southern (Nov. 17) for a 2-yard loss, among six solo tackles in win over Eagles. **2006 (Junior):** Started at cornerback in each of his 10 games played...Sat out games vs. Air Force and Wyoming due to injury...Recorded four total tackles and one-half sack vs. San Diego State...Made five unassisted tackles and added one pass breakup vs. Utah...Made four unassisted tackles and one pass breakup vs. BYU... Had five total tackles and two pass breakups vs. New Mexico...Had five tackles and one pass defended vs. Nevada...Had six tackles against Colorado...Made one sack vs. Weber State in the season opener. **2005 (Sophomore):** Played on special teams and as a reserve in the secondary against Navy in the Poinsettia Bowl...Recovered a fumble against TCU...Named MWC special teams Player of the Week after a four-tackle performance and a fumble recovery against Wyoming. Junior College: Credited with 60 tackles, six pass interceptions and 10 pass deflections at West Los Angeles Junior College...Played one season at the school before signing with Colorado State...A first-team junior college all-state selection in 2004. **High School:** Played at Dorsey High School in Los Angeles and was named to the all-city team as a senior defensive back and running back...As a senior, made 128 tackles, including 28 for loss, had three interceptions and blocked one punt and two field goals...Also rushed for four touchdowns and scored another by returning an interception...Was the co-MVP of his conference as a senior, when he also earned first-team all-league honors. **Personal:** Born April 23, 1986, in Monroe, La. ...son of Patricia Everette... Has one brother...Full name: Joey Rucks.

### Rucks' Career Defensive Statistics

| Year          | GP        | UT        | AT        | Total      | TFL         | QBS        | INT      |
|---------------|-----------|-----------|-----------|------------|-------------|------------|----------|
| 2007          | 11        | 47        | 11        | 58         | 7-17        | 0-0        | 0        |
| 2006          | 10        | 28        | 7         | 35         | 1-9         | 1-9        | 0        |
| 2005          | 12        | 9         | 1         | 10         | 1-2         | 0-0        | 0        |
| <b>Totals</b> | <b>33</b> | <b>84</b> | <b>19</b> | <b>103</b> | <b>9-28</b> | <b>1-9</b> | <b>0</b> |

### Career Bests

Total Tackles: 11, at Houston, 2007

Unassisted Tackles: 7, at Houston, 2007

## 45 • Matt Rupp • DL

6-3 • 272 • Jr.-2VL

Laguna Beach, Calif. (Santa Margarita)

**2007 (Junior):** The team's top reserve lineman, has played in all 11 contests, recording 24 tackles (six solo), two stops for loss, 1½ sacks, two fumble recoveries (one of which he returned for a TD) and one forced fumble...At Houston (Sept. 22), collected a career-high 10 stops (one solo) -- tripling his previous personal best -- including 1½ sacks and two tackles for loss; forced a Blake Joseph fumble on his second sack, in the second quarter...Earlier in Cougars contest, combined with Jake Pottorff to sack Joseph on third down, forcing a field goal attempt...His hurry forced a third-down incomplection to force a first-quarter punt vs. San Diego State

(Oct. 6)...Scooped up a Chad Hall fumble in the fourth quarter vs. Air Force (Oct. 13) and returned it 48 yards for his first career touchdown... Made his season's first start in emotional first victory at UNLV (Oct. 20)... At BYU (Nov. 3), pounced on a fumble forced by Jake Galusha's sack late in the first half. **2006 (Sophomore):** Played in all 12 games, starting two... Led the team with four sacks...Recorded one tackle for loss vs. San Diego State...Made three total tackles vs. Utah...Made three total tackles and one sack vs. BYU...Recorded one tackle vs. Wyoming...Recorded one sack vs. UNLV...Had two sacks against Weber State. **2005 (Freshman):** Played as a reserve in Poinsettia Bowl against Navy...Had a sack, two tackles for loss and three total stops against TCU...Started against New Mexico...Had one tackle for a 2-yard loss and returned a Cowboys fumble 20 yards to the 2-yard line against Wyoming...Made first career sack, against Nevada... Made one stop at Colorado. **2004:** Redshirted. High School: A three-year varsity starter, earned defensive MVP honors in the Sierra League as a senior at Santa Margarita Catholic High School in Laguna Beach, Calif. ... Earned 11 player of the game awards in just 33 contests played over his career...Garnered all-Orange County honors and was his team's defensive MVP...Holds school records for sacks in a career (32), season (13.5) and game (4)...Helped SMCHS to the Sierra League championship as a sophomore...Was ranked 89th among California recruits by SuperPrep.com... Also wrestled as a heavyweight and holds weightlifting records in the power clean and squat...Earned a spot on his high school's honor roll... Head football coach was Jim Hartigan. **Personal:** Born Dec. 5, 1985, in Anaheim, Calif. ...Son of Henry Rupp and Theresa Dole...Full name: Matt A. Rupp...Majoring in sociology.

### Rupp's Career Defensive Statistics

| Year          | GP        | UT        | AT        | Total     | TFL          | QBS           | INT      |
|---------------|-----------|-----------|-----------|-----------|--------------|---------------|----------|
| 2007          | 11        | 6         | 18        | 24        | 2-11         | 5-10          | 0        |
| 2006          | 12        | 7         | 10        | 17        | 5-25         | 4-24          | 0        |
| 2005          | 12        | 6         | 8         | 14        | 4-19         | 2-14          | 0        |
| <b>Totals</b> | <b>35</b> | <b>19</b> | <b>36</b> | <b>55</b> | <b>11-55</b> | <b>7.5-48</b> | <b>0</b> |

### Career Bests

Total Tackles: 10, at Houston, 2007

Unassisted Tackles: 3, at TCU, 2005

## 95 • Erik Sandie • DL

6-2 • 296 • Sr.-3VL

Danville, Calif. (De La Salle)

**2007 (Senior):** The anchor of the defensive line, willingly does everything no one else enjoys, according to coaches...Has started each game at nose tackle, compiling 45 tackles (21 solo), 4½ for loss, with one sack, two forced fumbles and two recoveries...At TCU (Sept. 29), set a career-best with four solo stops, among six overall tackles...Against San Diego State (Oct. 6), had another three solo stops, two of which were behind the line of scrimmage; on one of those plays, threw the Aztecs for a loss on first-and-goal from the CSU 7-yard line and SDSU eventually settled for a FG...Piled up a career-best 10 tackles (two solo) vs. Air Force (Oct. 13)...Helped protect a second-half lead in eventual, emotional first win at UNLV (Oct. 20), notching his first sack since 2006...At New Mexico (Nov. 10) in the fourth quarter, forced a Rodney Ferguson fumble that was recovered by Blake Smith to set up the game-tying field goal; on the Lobos' next drive, combined with Tommie Hill to drop Paul Baker for a 1-yard loss, helping to force an eventual punt in a 23-23 game (UNM would kick a heart-wrenching walk-off field goal)...Prior to win vs. Georgia Southern (Nov. 17), shocked teammates by shaving his trademark hair, then matched his single-game career best with four solo tackles, among eight total stops, one tackle for loss and an all-important fumble recovery; donated his hair to Locks of Love, an organization that produces wigs for kids who've lost their hair due to medical conditions. **2006 (Junior):** Started at defensive end in 10 of the 11 games he played in 2006...Sat out game vs. Wyoming due to injury...Had three unassisted tackles and a career-best six total stops vs. TCU...Made two total tackles vs. Utah...Saw playing

time vs. New Mexico...Had one sack vs. Nevada...Made three tackles, including one for loss, against Colorado...Had three tackles, including one sack, against Weber State. **2005 (Sophomore):** Started the Poinsettia Bowl vs. Navy and was credited with four tackles, three unassisted...Finished the season with 23 tackles, five for loss...Blocked three kicks...had three stops, including a tackle behind the line at New Mexico...Made his first career start and posted a career-best six stops and two tackles for loss at BYU...Recorded two tackles against Utah...Made three stops, including one tackle for loss, against Nevada...Blocked an extra point attempt at Minnesota. **2004 (Freshman):** Made four stops at Air Force...Had one sack at Utah...Came off the bench to make one stop against Minnesota...Saw first career action, at Southern Cal, and had two tackles, including one for a loss of 5 yards. **2003: Redshirted. High School:** Twice named first-team all-league accolades at De La Salle High School in Danville, Calif. ...Earned first-team all-state and Lineman of the Year...Also lettered in wrestling and placed third in the sectional tournament as a sophomore, and second as a junior...Football team had won 151 consecutive games, from 1991-2004, including national championships in each of Sandie's last three seasons...Prep coach was Bob Ladouceur. **Personal:** Born Dec. 22, 1984, in Martinez, Calif. ...Son of Bob and Terry Sandie...Has one brother and one sister...Full name: Erik Martin Sandie...Majoring in economics.

## Sandie's Career Defensive Statistics

| Year          | GP        | UT        | AT        | Total     | TFL            | QBS        | INT      |
|---------------|-----------|-----------|-----------|-----------|----------------|------------|----------|
| 2007          | 11        | 21        | 24        | 45        | 4.5-12         | 1-6        | 0        |
| 2006          | 11        | 11        | 9         | 20        | 3-3            | 2-2        | 0        |
| 2005          | 13        | 11        | 12        | 23        | 5-7            | 0-0        | 0        |
| 2004          | 9         | 8         | 1         | 9         | 3-7            | 1-1        | 0        |
| <b>Totals</b> | <b>44</b> | <b>51</b> | <b>46</b> | <b>97</b> | <b>15.5-29</b> | <b>4-9</b> | <b>0</b> |

## Career Bests

Total Tackles: 10, vs. Air Force, 2007  
Unassisted Tackles: 4, Twice

## 97 • Blake Smith • DL

6-2 • 257 • Sr.-3VL

Tulsa, Okla. (Union)

**2007 (Senior):** The Rams' starting defensive tackle, has 29 tackles (13 solo), including 6½ for loss, and three sacks...Had one assisted tackle in opener at Colorado (Sept. 1) and two solo stops vs. No. 10 Cal (Sept. 8)...At Houston (Sept. 22), tackled QB Case Keenum for a 7-yard loss...At TCU (Sept. 29), flushed QB Marcus Jackson into toward Zac Bryson, whose sack ended a first-quarter drive...Had one of his strongest individual efforts, vs. San Diego State (Oct. 6), posting a career-high 2½ sacks among a career-best seven total stops and four solo tackles...Injured his ankle in the first quarter vs. Air Force (Oct. 13), but played in pain the remainder of the contest...Did not start following week at UNLV (Oct. 20), but played with heavily taped ankle and contributed to emotional first win...Returned to lineup vs. Utah (Oct. 27) and dropped Corbin Louks for a loss during a second-quarter series, forcing the Utes to settle for an eventual field goal...At BYU (Nov. 3), blasted through the line to drop RB Manase Tonga for a 3-yard loss on an early first-and-goal...At New Mexico (Nov. 10) in the fourth quarter, pounced on a Rodney Ferguson fumble to set up the game-tying field goal, then in the final two minutes, combined with Mike Pagnotta to keep Ferguson from a first down and force a punt in a 23-23 game (the Lobos would kick a crushing, last-second FG)...In win vs. Georgia Southern (Nov. 17), matched his single-game career high with seven solo tackles. **2006 (Junior):** Started at defensive tackle in 11 of his 12 games...Led the team with nine tackles for loss...Recorded two total stops and one tackle for loss vs. San Diego State...Made one tackle for loss vs. BYU...Had five total tackles vs. Wyoming; also had two tackles for loss and one sack...Had four tackles, three stops for loss, and one sack vs. Weber State. **2005 (Sophomore):** Started all 12 games, including the Poinsettia Bowl vs. Navy, and made two tackles...Finished the season with 25 tackles, six for 26 yards lost...

Also had one sack...Intercepted a pass in CSU's win over Wyoming and returned it 23 yards to set up a score...Credited with three tackles and a safety against New Mexico...Registered two solo stops against Utah...Had five tackles against Air Force...Made one stop against Nevada...Credited with one assisted tackle at Colorado. **2004 (Freshman):** Came off the bench to record two tackles at Utah...Had two sacks for 15 yards lost against Wyoming...Made two stops, including his first career sack, at San Diego State...Had three tackles against BYU...Posted one tackle at Southern Cal and against Minnesota...Started in season-opening game at Colorado. **2003: Redshirted. High School:** Considered one of the nation's finest defensive linemen at Union High School in Tulsa, Okla. ...Named the Oklahoma Defensive Player of the Year...Ranked among the top 40 defensive ends nationally by Rivals.com...Listed as one of the top 10 prospects in Oklahoma as a senior...Earned four varsity letter awards in football...Played for coach Bill Blankenship...Named to all-league team three times...In 2002, named first-team all-state by three different outlets...Was a three-time all-state performer...Also named the district player of the year...Two-time all-district selection...Named to all-Metro team as a junior and senior...As a senior in 2002 made 83 tackles and led the team with 10 sacks...Led Union to 14-0 record and state championship by virtue of a victory over Broken Arrow in the title game. **Personal:** Born Dec. 24, 1984, in Tulsa, Okla. ...son of Blake Smith, and Mike and Lisa Peterson...Has four brothers...His brother Nathan Peterson plays football at Oklahoma State...Full name: Blake Ewell Smith...Majoring in health and exercise science.

## B.Smith's Career Defensive Statistics

| Year          | GP        | UT        | AT        | Total     | TFL             | QBS         | INT      |
|---------------|-----------|-----------|-----------|-----------|-----------------|-------------|----------|
| 2007          | 11        | 13        | 16        | 29        | 6.5-32          | 3-20        | 0        |
| 2006          | 12        | 11        | 12        | 23        | 9-58            | 2-16        | 0        |
| 2005          | 12        | 15        | 10        | 25        | 6-26            | 1-13        | 1        |
| 2004          | 11        | 7         | 4         | 11        | 3-22            | 3-22        | 0        |
| <b>Totals</b> | <b>46</b> | <b>46</b> | <b>42</b> | <b>88</b> | <b>24.5-138</b> | <b>9-71</b> | <b>1</b> |

## Career Bests

Total Tackles: 7, Twice

Unassisted Tackles: 4, vs. SDSU, 2007

## 37 • Jason Smith • K/P

6-2 • 201 • Jr.-2VL

Centennial, Colo. (Arapahoe)

**2007 (Junior):** Has connected on all 30 extra-point attempts this season; Jeff Babcock in 2004 also hit on all 30 PAT tries, but prior to Babcock, no other kicker in the school's recorded history has been perfect on more than 30 attempts in a single season...Through six games, was the most accurate kicker in the MWC, the only primary placement specialist who was perfect on field goals and PATs...From 40 yards and in, had connected on 13 straight field goals, since missing a 39-yarder at Wyoming last year, until his 30-yarder sailed wide right at BYU in Game 9; this season, he's still 11-for-12 from that range...Also has nailed 33 straight PATs, including his last three of 2006...In fourth-quarter FG attempts, is 3-for-3 on the year...Instrumental in two onside kick recoveries, one in each of the first two games, in '07, and a third, wind-aided recovery in Game 7...At Houston (Sept. 22), nailed both field goals, including a clutch, 31-yard kick that put CSU up 27-24 with only 9:20 left in the game...At TCU (Sept. 29), booted two field goals, including a 47-yarder to put CSU on the board; the kick marked the second-longest of Smith's career, topped only by his 49-yard field goal vs. New Mexico in 2006...In the face of sustained 32-mph winds with gusts up to 50 at UNLV (Oct. 20), saw his accuracy streak end by failing to convert a 42-yard field goal in the first quarter; the miss was his first - field goal or extra point - since Nov. 25, 2006, when he missed a 56-yard FG vs. TCU; he had hit eight straight field goals dating back to 2006...Still kicked two FGs and five extra points against Rebels in difficult conditions to help CSU to an emotional first win...Additionally at UNLV, got a hand on a conventional kickoff that hit a wall of wind and blew back to the 50-yard line, where CSU recovered, and earlier kicked off from his own 15 due to penalty and placed the ball at the UNLV 8...At BYU (Nov. 3), snapped a string of 13 success-

# Colorado State University

ful field goals from 40 yards or less...At New Mexico (Nov. 10), missed from 42, then connected on his final three kicks, including critical fourth-quarter FGs to knot the game, 23-23, and put CSU in a position to win, but UNM's last-second kick stunned the Rams. **2006 (Sophomore):** Made two field goals, of 23 and 27 yards, vs. San Diego State...Missed only field goal attempt, of 56 yards, and was 2-2 on PATs vs. TCU...Made only field goal attempt, of 33 yards, vs. Utah and was 1-1 on PATs...Made only field goal attempt (28 yards) vs. BYU...Made a career-long 49-yard field goal vs. New Mexico, and also converted a 38-yard field goal and hit his only PAT attempt in the game...Missed only field goal attempt vs. Wyoming...Made all three PAT attempts vs. Air Force...Went 4-4 on PATs vs. UNLV...Went 5-5 on PATs vs. Fresno State...Was 1-2 on field goal attempts vs. Nevada, connecting on a 36-yarder...In the season opener vs. Weber State, made his only field goal attempt, from 29 yards, and was 3-4 on PATs. **2005 (Freshman):** Earned starting job as the team's placekicker midway through 2005...Made his lone field goal try against Navy in the Poinsettia Bowl, from 34 yards out...His 90 percent field goal percentage ranks as the best single-season percentage in school history...Finished the year making 9-of-10 tries, including a 41-yarder...Named to academic all-conference team...Hit a 21-yard field goal against SDSU...Knocked home two field goals on two attempts against TCU...Was named as the MWC Special Teams Player of the Week after his performance at New Mexico...Took over as the team's placekicker for the New Mexico game and responded by hitting 4-of-4 field goals and 3-of-3 extra points...Competed in track and field, where he ranks 11th in CSU history in the triple jump (47-8), and placed fifth in the MWC Outdoor Championship. **2004:** Redshirted on the football team and competed on the CSU track team, where he placed ninth at the Mountain West Conference Indoor Championships in the triple jump and finished sixth at the Outdoor Championships with a career-best jump of 47-6.5. High School: At Arapahoe High School in Arvada, Colo., won three letters in football...Twice garnered all-league honors at both kicker and punter, in 2002 and '03...Was second-team all-state in 2002 and an all-state and all-Colorado selection in 2003...Earned his team's Sitting Eagle award...Helped Arapahoe to a league championship in 2002...Was an academic all-state honoree...Also competed in track, where he won three varsity letters...Earned team track MVP award in 2002 and '03...Holds the school record in the triple jump (46-7.5). **Personal:** Born June 8, 1986, in Denver, Colo. ...Son of Roland and Sue Smith...Has one brother...Full name: Jason Dinan Smith...Majoring in construction management.

## J. Smith's Career Kicking Statistics

| Year          | PATM      | PATA      | Pct.        | FGM       | FGA       | Pct.        |
|---------------|-----------|-----------|-------------|-----------|-----------|-------------|
| 2007          | 30        | 30        | 1.000       | 13        | 17        | 76.5        |
| 2006          | 22        | 24        | 95.7        | 8         | 15        | 53.3        |
| 2005          | 12        | 12        | 1.000       | 9         | 10        | 90.0        |
| <b>Totals</b> | <b>64</b> | <b>66</b> | <b>97.0</b> | <b>30</b> | <b>42</b> | <b>71.4</b> |

### Career Bests

Long FG: 49, vs. New Mexico, 2006

## 74 • Shelley Smith • OL

6-4 • 280 • So.-SQ

Phoenix, Ariz. (Westview)

**2007 (Sophomore):** Beat out several competitors to earn starting role at left guard, and made first career start in season opener at Colorado (Sept. 1); has started all 11 contests and impressed coaches despite his inexperience...In win vs. Georgia Southern (Nov. 17), opened a hole for Kyle Bell on his fourth-quarter touchdown run. **2006 (Freshman):** Saw playing time in three games. **2005:** Redshirted. **High School:** Was an all-star offensive lineman at Westview High School in Phoenix, Ariz. ...Earned three varsity letters in football, and was a two-year starter...Lettered once in track, where he putted the shot and threw the discus...Received first-team all-region honors in 2004 as an offensive tackle and was second-team as a defensive lineman...Was a two-time all-state performer in football and was named to the all-Arizona team as a senior...Was named the West Valley Player of the Year as a senior...High school coach was Jeff Bowen. **Personal:** Born

May 21, 1987, in Phoenix, Ariz. ...Son of Ishmia Reed-Smith...Has one brother and one sister...Full name: Shelley Andres Smith.

## 80 • Kory Sperry • TE

6-6 • 260 • Sr.-3VL

Vineland, Colo. (Pueblo County)

**2007 (Senior):** Enjoyed one of the finest days of his career in Week 1 overtime loss at Colorado (Sept. 1), then saw his promising season end prematurely in Week 2 vs. No. 10 Cal (Sept. 8)...Against the Buffs, collected a career-high three touchdown catches, and matched his personal best with eight overall receptions (for 103 yards) to garner college football's John Mackey Award as the nation's top tight end that week...One week later, caught a 5-yard pass in the second quarter and tried to spin out of a low tackle by Cal's Marcus Ezeff, twisting his left knee awkwardly...Magnetic resonance imaging tests later confirmed a torn anterior cruciate ligament...Announced Sept. 11 he would petition the NCAA for a medical hardship waiver and return for his final season of eligibility, in 2008...Finished the year with 10 receptions for 119 yards and three TDs...Underwent successful knee surgery in Fort Collins Sept. 28. **2006 (Junior):** Started at H-back in all 12 games...Finished third on the team in receptions and fourth in receiving yards...Made two catches for 20 yards vs. San Diego State...Made four catches for 39 yards and one touchdown vs. TCU...Had two catches for 12 yards and one touchdown vs. Utah...Had three receptions for 10 yards vs. New Mexico...Had five receptions for 39 yards vs. Wyoming...Had two receptions for 27 yards and a touchdown against Air Force...Made six catches for 52 yards vs. UNLV...Made two catches for 83 yards and a touchdown vs. Fresno State...Made four catches for 9 yards and a touchdown against Colorado...Had four receptions for 83 yards vs. Weber State...Named as the 19th-best tight end in the nation by *The Sporting News*...Named second-team preseason all-MWC by *Lindy's* and *Athlon*. **2005 (Sophomore):** Honorable mention all-conference...Had the finest game of his career against Navy in the Poinsettia Bowl, when he caught a career-most eight passes for a career-best 117 yards...Finished the season third on the team with 42 receptions for 547 yards and four touchdowns...Made four catches for 29 yards at TCU...Caught three passes for 35 yards against New Mexico...Set a then-career high with two touchdown catches, against Wyoming...Made three grabs for 42 yards and a 19-yard touchdown against BYU...Was second on the team with four catches for 63 yards against Utah...Hauled in four catches for 70 yards against Air Force...Made two catches for 49 yards at Minnesota...Was CSU's second-leading receiver with seven receptions for 62 yards and a score against Colorado. **2004 (Freshman):** Caught three passes for 36 yards and a touchdown in season finale against Air Force...Made his first career touchdown reception, a 25-yard grab against UNLV...Had a 21-yard reception against New Mexico...Led the Rams with four catches for 71 yards against Wyoming...Recovered a fumble in the end zone for his first career touchdown, vs. Wyoming...Made his first career start and had three catches for 36 yards against San Diego State. **High School:** A standout quarterback at Pueblo (Colo.) County High School...Rivals.com listed him as the No. 9 recruit in the state while SuperPrep.com ranked him 34th in the Midlands...Earned Denver Broncos Hero of the Week award...Named all-Colorado by both the *Denver Post* and *Rocky Mountain News* first-team all-state and two-time all-conference...Also was a two-time all-conference and all-state honoree in basketball...An honor-roll student with a 3.67 grade-point average...Head football coach was Jeff Wilson. **Personal:** Born April 10, 1985, in Pueblo, Colo. ...Son of Belden and Debra Sperry...Has one brother...Full name: Kory Kalani Kahaunaele Sperry.

## Sperry's Career Receiving Statistics

| Year          | GP        | No.        | Yds.         | TD        | LG        |
|---------------|-----------|------------|--------------|-----------|-----------|
| 2007          | 2         | 10         | 119          | 3         | 37        |
| 2006          | 12        | 36         | 380          | 5         | 53        |
| 2005          | 12        | 42         | 547          | 4         | 43        |
| 2004          | 8         | 15         | 225          | 2         | 33        |
| <b>Totals</b> | <b>34</b> | <b>103</b> | <b>1,271</b> | <b>14</b> | <b>53</b> |

### Career Bests

Receptions: 8, Twice

Yards: 117, vs. Navy, 2005

## 78 • Mark Starr • OL

6-5 • 273 • Fr.-RS

Goodland, Kan. (Goodland)

**2007 (Freshman):** Has played in all 11 contests, primarily as a blocking tight end, with six starts -- five as a tight end and one as a left tackle... Spent portion of fall camp as an offensive lineman before switching back to tight end... Made his first college start, vs. Air Force (Oct. 13)... Registered his initial collegiate reception, an 11-yard grab, vs. Utah (Oct. 27), then doubled his career best with a pair of grabs at BYU (Nov. 3), for 9 yards... After the New Mexico contest (Nov. 10), with Cole Pemberton (ankle) sidelined, traded his No. 85 jersey for No. 78 and switched back to tackle, where he started in win vs. Georgia Southern (Nov. 17). **2006:** Redshirted... Moved to tight end in the spring. **High School:** Four-year starter and letterwinner as an offensive and defensive lineman at Goodland (Kan.) High School... As a junior in 2004, helped Goodland to a 10-2 record and a berth in the state semifinals... Credited with 61 tackles, one quarterback sack, two fumble recoveries and a blocked punt as a senior... Named first-team all-state as both an offensive and defensive lineman as a senior... Played football for head coach Jon McLean... Took third place in the 2005 state wrestling tournament in the 215-pound weight class. **Personal:** Born June 2, 1988, in Topeka, Kan. ... Son of Neal and Brenda Starr... Has one brother... Full name: Mark R. Starr.

### Starr's Career Receiving Statistics

| Year | GP | No. | Yds. | TD | LG |
|------|----|-----|------|----|----|
| 2007 | 11 | 3   | 20   | 0  | 11 |

## 75 • Dane Stratton • OL

6-5 • 298 • Jr.-2VL

Cheyenne, Wyo. (Cheyenne East)

**2007 (Junior):** Has played in all 11 contests, mostly on special teams... Entered at tackle during CSU's final offensive series, both vs. Air Force (Oct. 13) and at UNLV (Oct. 20)... Then, at New Mexico (Nov. 10), replaced an injured Cole Pemberton on the Rams' second offensive snap and on his initial play delivered a key block to help spring Gartrell Johnson on a 43-yard run; played the remainder of the game and Johnson finished with a career-high 172 rushing yards. **2006 (Sophomore):** Saw playing time in five games, and earned his first career start, vs. Air Force. **2005 (Freshman):** Played in eight games as a reserve offensive lineman. **2004:** Redshirted. **High School:** At Cheyenne (Wyo.) East, was all-conference and honorable mention all-state... Earned East's outstanding athlete award as a sophomore and junior... Helped team to quarterfinal appearance in the football playoffs... Team captain... Also threw shot put and discus on the track team... U.S. Academic Achievement All-America Scholar Award winner... Head football coach was John Schroff. **Personal:** Born Jan. 20, 1986, in Boulder, Colo. ... Son of David and Judy Stratton... Has two brothers, including former CSU safety Ben Stratton... Full name: Dane Edward Stratton... Majoring in sociology.

## 44 • Bob Vomhof • DE

6-3 • 250 • Sr.-3VL • Pronunciation: VOHM-hoff

Gillette, Wyo. (Campbell County)

**2007 (Senior):** Overcame arthroscopic knee surgery during fall camp to play in season opener at Colorado (Sept. 1)... Has 12 tackles (six solo), and one pass broken up, at TCU (Sept. 29)... Started vs. San Diego State (Oct. 6) and turned in a pair of assisted tackles... Notched four tackles (three solo) vs. Air Force (Oct. 13)... Did not play vs. Utah (Oct. 27) due to a calf injury. **2006 (Junior):** Played in all 12 games at defensive end, starting four... Tied a career high with seven total tackles, vs. TCU... Made three total tackles vs. Utah... Made five total tackles, including first career sack, vs. New Mexico... Made four total tackles, including three tackles for loss, vs. Wyoming... Had four tackles and forced a fumble against Colorado... Had two tackles, including one for loss, vs. Weber State. **2005 (Sophomore):** Played as a reserve in the Poinsettia Bowl vs. Navy and made two tackles... Finished the year with 29 tackles, including two for loss... Did not play against New Mexico due to an injury to his ear... Registered three tackles, including one for loss, against Wyoming... Credited with seven stops, including one for loss, and forced a fumble at BYU... Ranked third on the team with seven tackles at Minnesota... Had two stops at Colorado. **2004 (Freshman):** Stopped two ball carriers against UNLV... Had one takedown at San Diego State... Made one tackle for a loss of 4 yards at Southern Cal. **2003:** Redshirted. **High School:** Earned three varsity letter awards in football at Campbell County High School in Gillette, Wyo. ... Played for prep coach John Kundell... Three-time all-conference selection and two-time all-state pick... Played on Campbell County's state title team in 2000 as a sophomore, alongside his brother, Mike... Honorable mention prep All-American. **Personal:** Born Aug. 14, 1984, in Sheridan, Wyo. ... Son of Dean and Cheryl Vomhof... Has one brother and one sister... His brother, Mike, played football at CSU... Full name: Robert Neil Vomhof... Majoring in liberal arts.

### Vomhof's Career Defensive Statistics

| Year          | GP        | UT        | AT        | Total     | TFL         | QBS        | INT      |
|---------------|-----------|-----------|-----------|-----------|-------------|------------|----------|
| 2007          | 10        | 6         | 6         | 12        | 0-0         | 0-0        | 0        |
| 2006          | 12        | 15        | 18        | 33        | 5-14        | 1-8        | 0        |
| 2005          | 11        | 11        | 18        | 29        | 2-2         | 0-0        | 0        |
| 2004          | 9         | 4         | 1         | 5         | 1-4         | 0-0        | 0        |
| <b>Totals</b> | <b>42</b> | <b>36</b> | <b>43</b> | <b>79</b> | <b>8-20</b> | <b>1-8</b> | <b>0</b> |

### Career Bests

Total Tackles: 7, Three Times

Unassisted Tackles: 5, at Minnesota, 2005

## 7 • Johnny Walker • WR

6-0 • 190 • Sr.-3VL

Lancaster, Calif. (Antelope Valley)

**2007 (Senior):** A dangerous all-around weapon, has posted 31 receptions, for 469 yards (15.1 avg.)... Also has 10 punt returns for 67 yards (6.7 avg.)... Earned MWC Offensive Player of the Week honors for his Game 10 effort at New Mexico... In that contest, became only the sixth player in school history to reach 2,000 receiving yards, surpassing No. 5 Pete Rebstock (2,009 from 1998-2001) on CSU's all-time list; enters this week with 2,125, more than 600 yards behind No. 4 Willie Miller (2,735 from 1972-75)... Had five catches in each of his first two contests, for 74 yards at Colorado (Sept. 1) and 53 yards vs. No. 10 Cal (Sept. 8)... Converted two third downs at TCU (Sept. 29), including a third-and-7 with a 12-yard grab on an early field-goal drive; his final catch of the night made him only the fifth CSU player with 150 career receptions... Broke several tackles on a passionate first-quarter catch vs. San Diego State (Oct. 6)... Against Air Force (Oct. 13), sprained both his knee and ankle, gruesomely twisting the limb in traffic while blocking on a third-quarter play, and did not return... With his season in question, shrugged off the injury to return to action just one week later at UNLV (Oct. 22), and gained several trademark yards after the catch on the Rams' drive that began the first half, helping to set up a field goal... Had four catches for 26 yards at BYU (Nov. 3)... Earned conference Offensive Player of the Week

for the game of his life, at New Mexico (Nov. 10), with career bests in yards (177) and TDs (two); put CSU on the board in the first quarter with a 64-yard catch, the longest reception of his career and his first touchdown since the Poinsettia Bowl vs. Navy, Dec. 22, 2005 (his prior long was a 54-yard catch at Minnesota, Sept. 10, 2005)...Then tied the Lobos contest, 17-17, with a 31-yard reception late in the first half (previously had three games with one TD); finally, on the strength of three clutch catches that converted third downs in the second half as the Rams battled to tie the contest, also eclipsed his most receiving yards in a game, 158, vs. Colorado, Sept. 9, 2006...Had one catch for 32 yards in win vs. Georgia Southern (Nov. 17). **2006 (Junior):** Played in all 12 games at wide receiver, starting two...Led the team in receptions, and finished second in receiving yards and all-purpose yards...Led the team with six catches for 56 yards vs. San Diego State...Made one catch for 8 yards, and was 1-1 passing for 42 yards and a touchdown, vs. TCU...Made a team-best four catches for 30 yards vs. Utah...Made two catches for 22 yards vs. BYU...Made five catches for 39 yards vs. New Mexico...Made a team-best six catches for a team-high 69 yards vs. Wyoming...Had a team-best six receptions for 48 yards at Air Force...Made four catches for 34 yards vs. UNLV...Made five catches for 35 yards vs. Fresno State...Led the team in receiving vs. Nevada by catching six passes for 53 yards...Had a career day against Colorado, with 10 catches for 158 yards to lead CSU to a 14-10 win over the Buffs...Had three receptions for 34 yards vs. Weber State...Named first-team preseason all-MWC by *Athlon*...Named to the preseason all-MWC team by *The Sporting News* and was ranked as the nation's 17th-best return man...Named to the preseason all-MWC team by *Blue Ribbon College Football Yearbook*. **2005 (Sophomore):** Caught two passes for 49 yards, including a 27-yard touchdown, in the Poinsettia Bowl vs. Navy...Finished the year second on the team with 43 receptions for 663 yards and two touchdowns...Also returned 11 punts for an 11.3-yard average, including the game-winning touchdown at UNLV to clinch a bowl invitation; returned a punt 75 yards for a touchdown to put the Rams in the lead over UNLV...Snagged three catches for 33 yards at TCU...Against New Mexico, had five catches for 119 yards...Had three receptions for 56 yards against Wyoming...Was CSU's leading receiver with eight catches for 100 yards against BYU...Against Utah, had two punt returns, one of which was returned 18 yards...Had one grab for 20 yards against Air Force...Caught four passes for 120 yards and one touchdown against Nevada...Led the team with 116 yards receiving on five catches against Minnesota...Made three catches for 10 yards at Colorado. **2004 (Freshman):** Was the Rams' third-leading receiver...Made three catches for 48 yards and had one carry for a 20-yard touchdown against Air Force...Had one catch for 26 yards against UNLV...Made three catches for 33 yards, including an 18-yard score, against New Mexico...Made three catches for 60 yards, including a 41-yard grab, against Wyoming...Made two catches for 9 yards at SDSU...Made a team-high six catches for 78 yards against Montana State...Had a team-high seven receptions for 55 yards against Minnesota...Had four catches for 66 yards, including one for a game-high 31 yards, at Southern Cal...Made six catches for 74 yards, including a 31-yard touchdown reception, at Colorado. **2003:** Redshirted. **High School:** Named first-team all-CIF at Antelope Valley High School in Lancaster, Calif. ...A two-time league MVP, also was a two-time league Player of the Year...Had back-to-back 1,000-yard rushing seasons...Was the first quarterback in school history to rush for 1,000 yards...A two-time team captain, also lettered in track and basketball...Named his track team's MVP. **Personal:** Born April 29, 1985, in Lancaster, Calif. ...Son of Terri and Johnny Walker...Has three brothers...Full name: John Tracy Walker...Majoring in speech communication.

## Walker's Career Receiving Statistics

| Year          | GP        | No.        | Yds.         | TD       | LG        |
|---------------|-----------|------------|--------------|----------|-----------|
| 2007          | 11        | 31         | 469          | 2        | 64        |
| 2006          | 12        | 58         | 586          | 0        | 32        |
| 2005          | 12        | 43         | 663          | 2        | 54        |
| 2004          | 11        | 35         | 439          | 2        | 41        |
| <b>Totals</b> | <b>46</b> | <b>167</b> | <b>2,157</b> | <b>6</b> | <b>64</b> |

## Career Bests

Receptions: 10, vs. Colorado, 2006

Yards: 177, at New Mexico, 2007

## 57 • Tim Walter • OL

6-6 • 277 • So.-1VL

Manhattan Beach, Calif. (Loyola)

**2007 (Sophomore):** Emerged from fall camp as the starting center and got the nod in the season opener at Colorado (Sept. 1) but sprained his ankle and did not play in Week 2 vs. No. 10 Cal (Sept. 8)...Played on special teams at Houston (Sept. 22), then returned to his starting center role at TCU (Sept. 29)...Played as a reserve lineman vs. Air Force (Oct. 13), then started at UNLV (Oct. 20), helping the Rams gain 279 yards on the ground in emotional first win...Contributed to Gartrell Johnson's 172 rushing yards at New Mexico (Nov. 10), and 136 more in win vs. Georgia Southern (Nov. 17). **2006 (Freshman):** Played in seven of the Rams' 12 games, starting five, including the final three. **2005:** Redshirted. **High School:** Played football and soccer, and competed in track at Loyola High School in Manhattan Beach, Calif. ...His brother, Chris, is the soccer coach at Loyola...Earned two varsity football letters, three in soccer and three in track...Earned all-state honors as a junior and senior, and was named the Sierra League's most valuable lineman...Was twice named to the all-conference team, and also earned all-Southern Section CIF honors as a senior. **Personal:** Born Dec. 9, 1986, in Torrance, Calif. ...Son of Jim and Joni Walter...Has two brothers...Full name: Timothy Michael Walter...Majoring in mathematics with a minor in physical education.

## 17 • Jermaine Walters • DB

5-11 • 215 • Sr.-1VL

Hollywood, Fla. (Mesabi Range JC)

**2007 (Senior):** Originally a cornerback, surfaced as a key starter at safety during the Rams' early season rash of injuries at that position...Has played in all 11 contests, including three starts as a safety and one start as a cornerback...In Week 1 at Colorado (Sept. 1), pounced on a line-drive kickoff at the Buffs' 47-yard line, after the kick bounced off a CU player, setting up a third-quarter touchdown that put the Rams ahead 28-17...Saw extensive playing time at Houston (Sept. 22), as a cornerback...At TCU (Sept. 29), started at safety -- his first career nod -- and broke up a third-down pass to end a drive early in the second half; later in that third quarter, his blitz pressure forced an incompleteness to end another Frogs possession, and his third-down stop with two minutes remaining preserved CSU's last opportunity to rally...Had six stops (two solo) in start vs. Air Force (Oct. 13)...Started at cornerback at New Mexico (Nov. 10)...Instrumental in the final minutes of a win vs. Georgia Southern (Nov. 17), playing safety in CSU's injury-plagued secondary, delivered a big third-down stop on the Eagles' final play from scrimmage, forcing GSU to settle for a field goal in a feverish rally. **2006 (Junior):** Played in the final eight games for the Rams at defensive back...Recorded one solo tackle against UNLV...Tallied one assisted tackle at Air Force...Had one tackle against TCU. **2005 (Sophomore):** Redshirted in his first year at Colorado State. **Junior College:** Garnered second-team all-conference as a team captain for the No. 1-ranked defense in the nation at Mesabi Range Community & Technical College in Virginia, Minn. ...Received his A.A. degree from the school in 2005. **High School:** Earned three varsity letters for coach Bob Wood at Hallandale High School in Hallandale Beach, Fla. ...A first-team all-district and second-team all-county selec-

tion, he was MVP as a junior and senior...Helped his team to its first-ever football playoff victory...Also was captain and MVP of his school's basketball team. **Personal:** Born Aug. 17, 1984, in Hollywood, Fla. ... Son of Bobby and Octavia Walters...Has two brothers and one sister... Full name: Jermaine M. Walters...Majoring in liberal arts with a minor in criminal justice.

## Walters' Career Defensive Statistics

| Year          | GP        | UT        | AT        | Total     | TFL      | QBS      | INT      |
|---------------|-----------|-----------|-----------|-----------|----------|----------|----------|
| 2007          | 11        | 22        | 10        | 32        | 0        | 0        | 0        |
| 2006          | 8         | 1         | 2         | 3         | 0        | 0        | 0        |
| <b>Totals</b> | <b>19</b> | <b>23</b> | <b>12</b> | <b>34</b> | <b>0</b> | <b>0</b> | <b>0</b> |

## Career Bests

Total Tackles: 8, at TCU, 2007

Unassisted Tackles: 7, at TCU, 2007

## 39 • Darryl Williams • DB

5-9 • 180 • Sr.-2VL

Stanton, Calif. (Servite)

**2007 (Senior):** The Rams' starting cornerback, has 52 tackles (28 solo), one sack, two stops for loss, a pair of interceptions, seven passes broken up and four forced fumbles (one special teams)...Matched his career high with five solo stops in season opener at Colorado (Sept. 1)...Had six stops (four solo) in Week 2 vs. No. 10 Cal (Sept. 8); broke up a third-and-1 pass to force an early punt, and later -- with CSU battling to remain within one score at 20-14 -- forced a fumble from Heisman candidate DeSean Jackson after a third-down reception that robbed the Bears of a first down... At Houston (Sept. 22), forced another two fumbles; killed an ominous drive late in the first half, forcing a Donnie Avery fumble recovered by Tommie Hill, then later produced a fumble on a third-quarter punt return...A catalyst in CSU's emotional first win, at UNLV (Oct. 20), registered five tackles (four solo) and defensed three passes -- two of which he intercepted, in helping his club build a first-half lead it would not relinquish; scored his second career TD when he returned an INT 30 yards for a second-quarter score, then, on the ensuing series, matched his single-game career high with a second interception, ending a long, ominous drive at the Rams' 6-yard line, preventing the Rebels from getting back into the game...One play prior to the UNLV interception, made an acrobatic move in his own end zone to deflect an Omar Clayton pass out of the arms of intended receiver Aaron Straiten, taking away a touchdown... Against Utah (Oct. 27), broke up two passes, including a third-down attempt that forced the Utes to settle for a second-quarter field goal...At BYU (Nov. 3), picked up his first career sack, on a corner blitz in the first quarter, forcing a fumble recovered by the Cougars; also broke up two passes, including a third-down attempt that made BYU punt...Left early at New Mexico (Nov. 10) with an injury, but soon returned and played the balance of the contest...In win over Georgia Southern (Nov. 17), with the Eagles rallying in the final two minutes, broke up a deep pass near the Rams' goal line. **2006 (Junior):** Started at cornerback in all 12 games, finishing first on the team with three interceptions, and fifth in total tackles...Recorded three total tackles vs. San Diego State...Recorded seven total tackles vs. TCU...Was second on the team with nine total tackles vs. Utah...Was third on the team with seven total tackles, and also had an interception, vs. BYU...Made three tackles and had one pass breakup vs. New Mexico...Collected a career-best nine stops, against Air Force... Had two total tackles, one for loss, and one pass breakup vs. UNLV...Had two interceptions and one pass breakup vs. Fresno State...Was tied for second on the team in tackles with four vs. Weber State. **2005 (Sophomore):** Made four tackles, one for loss, broke up a pass and blocked a field goal at UNLV...Had five stops against San Diego State...Ranked second on the team with seven takedowns against TCU...Had six stops against New Mexico...Made his second interception in as many weeks against Wyoming and returned it 27 yards for CSU's first touchdown on the day...Had his first career interception and made three tackles against BYU...Made three stops against Utah...Ranked second on the team with

eight tackles against Air Force...Made four tackles (one TFL) vs. Nevada... Sat out against Minnesota due to injury...Had three tackles before leaving the game with a concussion against Colorado. **2004 (Freshman):** Had first collegiate tackle, at Southern Cal. **2003:** Redshirted. **High School:** Earned varsity letter awards in three sports at Servite High School in Anaheim, Calif., including three in football, one each in basketball and track...Played for prep coach Larry Conan...Named the league's Defensive Player of the Year in 2002...A two-time first-team all-conference performer...Named to all-CIF team as a senior...Led school to 7-4 final record and playoff berth as a senior...Paced the team in receiving in 2002...Also recruited by Fresno State and Oregon...Has been clocked at 4.4 in the 40-yard dash...Selected to play in California Shrine all-star game. **Personal:** Born Dec. 27, 1984, in San Pedro, Calif. ...Son of Darryl Williams and Annie McGowan...Has one brother and one sister... Full name: Darryl Anthony Williams...Majoring in liberal arts.

## Williams' Career Defensive Statistics

| Year          | GP        | UT        | AT        | Total      | TFL         | QBS        | INT      |
|---------------|-----------|-----------|-----------|------------|-------------|------------|----------|
| 2007          | 11        | 28        | 24        | 52         | 3-13        | 1-7        | 2        |
| 2006          | 12        | 30        | 25        | 55         | 3-4         | 0-0        | 3        |
| 2005          | 10        | 27        | 22        | 49         | 1-2         | 0-0        | 2        |
| 2004          | 6         | 2         | 0         | 2          | 0-0         | 0-0        | 0        |
| <b>Totals</b> | <b>39</b> | <b>87</b> | <b>71</b> | <b>158</b> | <b>7-19</b> | <b>1-7</b> | <b>7</b> |

## Career Bests

Total Tackles: 9, Twice

Unassisted Tackles: 5, Three Times